

# EASTERN REGION SNOWSPORTS ASSOCIATION

## SKI CHAMPIONSHIPS 2016 (Welwyn)

=== ERSA Championships 2012 ===

Rank	Bib.	RegNo	Year	Name	====	Club	HEM	WGC	Total	Gap
------	------	-------	------	------	------	------	-----	-----	-------	-----

### ++ Under 08 - Boys ++

1	22		2009	FABER Ryan		HEM	16.64 (27)	14.75 (11)	31.39	
2	29		2009	BLACKWELL Jasper		TAL	19.53 (40)	17.37 (25)	36.90	5.51

### ++ Under 10 - Girls ++

1	1		2007	BUSHELL Grace		NOR	15.76 (19)	14.90 (12)	30.66	
2	4		2008	HOWESON Lucy		HEM	16.98 (31)	15.68 (14)	32.66	2.00
3	6	23309	2008	CALDWELL Kitty-Jay		HEM	16.93 (30)	15.93 (19)	32.86	2.20

### ++ Under 10 - Boys ++


1	36		2008	PARKER Alfie		HEM	14.04 (6)	14.72 (10)	28.76	
2	38	23186	2008	ORZEL Adam		MID	14.39 (10)	15.90 (18)	30.29	1.53
3	28		2007	MITCHELL Kieran		NOR	16.18 (22)	14.27 (7)	30.45	1.69
4	23		2008	KENDAL Noah		WGC	15.63 (18)	16.70 (24)	32.33	3.57
5	31		2007	VERGANI Alberto		HEM	15.80 (20)	17.70 (26)	33.50	4.74
6	33		2007	SEWELL Bertie		NOR	18.08 (36)	16.04 (20)	34.12	5.36
7	37		2007	CHILDS Scott		WGC	21.16 (41)	19.99 (28)	41.15	12.39

### ++ Under 12 - Girls ++

1	7	22938	2006	HOWESON Olivia		HEM	13.19 (3)	13.89 (4)	27.08	
2	2	23273	2005	PARKER Abbie		HEM	13.55 (5)	14.08 (5)	27.63	0.55
3	11	22930	2006	BLACKWELL Lucy		TAL	14.12 (7)	14.55 (8)	28.67	1.59
4	12	22136	2006	ORZEL Emilia		MID	14.20 (8)	15.74 (15)	29.94	2.86
5	10		2005	LINCOLN Isabel		NOR	16.37 (25)	15.89 (17)	32.26	5.18
6	8		2005	SCOTT-AMOS Beth		NOR	17.33 (32)	19.16 (27)	36.49	9.41

### ++ Under 12 - Boys ++

1	27	21604	2005	OGDEN Alex		NOR	13.06 (1)	12.14 (1)	25.20	
2	35	22059	2006	DADE Jake		NOR	13.25 (4)	12.88 (3)	26.13	0.93
3	32	22087	2005	PARKER Travis		NOR	13.13 (2)	14.20 (6)	27.33	2.13
4	26		2006	HADINGHAM Alex		NOR	15.35 (16)	14.65 (9)	30.00	4.80
5	30		2006	COZENS Samuel		NOR	16.00 (21)	15.84 (16)	31.84	6.64
6	25		2005	PAGE-BROWNE Adam		WGC	17.86 (34)	16.38 (22)	34.24	9.04



# EASTERN REGION SNOWSPORTS ASSOCIATION

## SKI CHAMPIONSHIPS 2016 (Welwyn)

=== ERSA Championships 2012 ===

Rank	Bib.	RegNo	Year	Name	====	Club	WGC	HEM	Total	Gap
------	------	-------	------	------	------	------	-----	-----	-------	-----

### ++ Under 14 - Girls ++

1	51	21334	2003	BOTY Nia		HEM	16.05 (39)	13.09 (25)	29.14	
2	63	21925	2003	MCLEISH Emily		HEM	15.65 (29)	13.65 (33)	29.30	0.16
3	61	23492	2004	HERRIES Olivia		HEM	15.65 (29)	14.30 (48)	29.95	0.81
4	64	22179	2003	HOLMES Abby		NOR	17.19 (57)	13.60 (32)	30.79	1.65
5	68	20998	2003	BARDER Katie		HEM	17.13 (56)	14.24 (46)	31.37	2.23
6	66	23246	2003	WARNE Charlotte		HEM	16.89 (54)	14.91 (53)	31.80	2.66

### ++ Under 14 - Boys ++

1	108	20748	2003	DADE Tommy		NOR	14.38 (7)	11.91 (9)	26.29	
2	112	20884	2003	THOMPSON Joseph		NOR	14.73 (16)	11.73 (6)	26.46	0.17
3	116	23349	2003	BUSHELL George		NOR	15.81 (35)	12.74 (21)	28.55	2.26
4	129	21823	2003	TUBBS Charlie		TSN	16.47 (47)	12.17 (11)	28.64	2.35
5	130	20264	2003	REIDY Thomas		HEM	16.17 (41)	13.65 (33)	29.82	3.53
6	125		2003	TURNER Alfie		HEM	15.58 (27)	14.66 (52)	30.24	3.95
7	133		2003	SEWELL Sebastian		NOR	17.54 (68)	13.82 (39)	31.36	5.07

### ++ Under 16 - Girls ++

1	57	20496	2002	SCRANAGE-HARRISON Eleanor		HEM	14.58 (13)	12.55 (17)	27.13	
2	62	20337	2001	SKIPPER Megan		NOR	16.22 (42)	12.42 (13)	28.64	1.51
3	54	20725	2002	WARMINGTON Harriet		HEM	16.72 (52)	13.66 (35)	30.38	3.25
4	72		2001	CHURCHILL Freya		VIK	22.42 (89)	19.07 (69)	41.49	14.36
5	73		2001	ELPHICK Isabel		ESX	23.98 (90)	19.06 (68)	43.04	15.91

### ++ Under 16 - Boys ++

1	107	22164	2001	LONGSTAFF Michael		WGC	14.23 (5)	11.91 (9)	26.14	
2	111	22009	2001	APPLETON Byron		HEM	13.80 (2)	12.51 (16)	26.31	0.17
3	126	20766	2001	HUMPHREYS Charles		HEM	15.19 (22)	12.86 (22)	28.05	1.91
4	118	23350	2002	GOMEZ CLARKE Jamie		NOR	16.38 (45)	12.91 (23)	29.29	3.15
5	123		2002	HIGGINS James		NOR	16.74 (53)	13.46 (29)	30.20	4.06
6	113	19855	2002	BINGHAM Nicholas		ESX	15.21 (23)	17.45 (64)	32.66	6.52





### ++ Under 18 - Girls ++

1	59	20599	2000	SHERING Nicole		HEM	14.71 (15)	11.51 (4)	26.22	
2	65	22943	1999	BLYTH Charlotte		HEM	14.87 (17)	13.31 (27)	28.18	1.96
3	52	21816	1999	TUBBS Jessica		TSN	15.67 (33)	12.59 (19)	28.26	2.04
4	53	20339	2000	BURROUGHS Hannah		NOR	16.23 (43)	12.56 (18)	28.79	2.57
5	58	20767	2000	WEBSTER Atlanta		NOR	17.33 (60)	13.87 (41)	31.20	4.98





**EASTERN REGION SNOWSPORTS ASSOCIATION**

**SKI CHAMPIONSHIPS 2016 (Welwyn)**

**=== ERSAs Championships 2012 ===**

Rank	Bib.	RegNo	Year	Name	====	Club	WGC	HEM	Total	Gap
5	55		2000	MANNBY Siobhan		VIK	17.40 (61)	13.80 (38)	31.20	4.98
7	75	22327	2000	CALDWELL Cara		TSN	18.63 (76)	14.50 (51)	33.13	6.91
8	69		2000	OTTER Harriet		VIK	19.82 (84)	16.60 (61)	36.42	10.20
9	71		1999	ELPHICK Alex		ESX	21.98 (88)	18.15 (67)	40.13	13.91

**++ Under 18 - Boys ++**

1	106	19854	1999	BINGHAM Jonathan		ESX	14.10 (3)	11.03 (1)	25.13	
2	102	22166	1999	HOLMES Thomas		NOR	15.00 (20)	11.32 (2)	26.32	1.19
3	115	21723	2000	HOWE Charlie		NOR	14.92 (19)	11.74 (7)	26.66	1.53
4	104	20184	2000	NEWTON William		HEM	14.50 (11)	12.21 (12)	26.71	1.58
5	105	23185	2000	STEWART Oliver		NOR	15.39 (25)	11.82 (8)	27.21	2.08
6	103		1999	CHILDS Lewis		WGC	15.84 (38)	12.45 (15)	28.29	3.16
7	124		1999	HEARNEY Christopher		NOR	15.82 (37)	13.36 (28)	29.18	4.05

**++ Under 21 - Men ++**

1	110	18810	1997	FENELEY Luke		NOR	14.45 (8)	11.59 (5)	26.04	
2	114	19713	1997	BOTY Harry		HEM	14.64 (14)	11.44 (3)	26.08	0.04
3	127		1998	SYDER James		NOR	17.32 (59)	13.50 (30)	30.82	4.78

**++ Senior/Masters 1 - Men ++**

1	131	22138	1987	BELLAMY Edward		NOR	16.97 (55)	15.10 (54)	32.07	
---	-----	-------	------	----------------	---	-----	------------	------------	-------	--

**++ Masters 2 - Ladies ++**

1	56	20742	1971	SAMPSON Melissa		NOR	17.22 (58)	14.16 (45)	31.38	
---	----	-------	------	-----------------	---	-----	------------	------------	-------	--

**++ Masters 2 - Men ++**

1	117	13217	1968	SHARP Anthony		HEM	15.50 (26)	13.53 (31)	29.03	
2	132		1967	KING Alistair		HEM	16.45 (46)	14.40 (49)	30.85	1.82
3	122	18665	1967	SYDER Mark		NOR	17.44 (63)	13.76 (36)	31.20	2.17
4	120		1966	HOLMES Peter		NOR	17.41 (62)	14.15 (44)	31.56	2.53
5	128		1966	GARRETT Mike		NOR	17.54 (68)	15.40 (56)	32.94	3.91

**++ Masters 3 - Men ++**

1	119	10596	1963	BUNTON Paul		HEM	16.24 (44)	13.23 (26)	29.47	
2	134		1955	DANBURY Mike		WGC	19.96 (85)	15.85 (59)	35.81	6.34
3	136		1960	CAMPBELL Stephen		WGC	19.12 (79)	16.77 (62)	35.89	6.42
4	135		1956	BRADLEY Stephen		HEM	19.34 (80)	17.13 (63)	36.47	7.00