



# EASTERN REGION SNOWSPORTS ASSOCIATION 2017

## Welwyn "Team Evolution" Summer League

### Special Slalom - Girls & Boys - Under 12's

### ERSA Summer League - Final Ranking - Applied Points

WELWYN GARDEN CITY SKI RACE CLUB  
#ThatsTheERSAWay

#### COMPETITION JURY

TECHNICAL DELEGATE	SHELLY Chris	(VIK)
CHIEF OF RACE	MAWSON Ian	(ERSA)
REFEREE	LAMBERT Steve	(HEM)

#### WEATHER

CONDITIONS	Cold then hot
SNOW	Patchy
AIR TEMPERATURE	START : 17.0 °C FINISH : 17.0 °C

#### 1st RUN

COURSESETTER	REIDY Alex	(EVO)
FORERUNNERS		
COURSE	Gosling Sports Centre	
START	60 m	
FINISH	35 m	
DROP	25 m	
LENGTH	170 m	
HOMOLOGATION	SL/WGC/2017	
GATES	15	
DIRECTIONS	15	
STARTING TIME	1000	

#### 2nd RUN

REIDY Alex	(EVO)
Gosling Sports Centre	
60 m	
35 m	
25 m	
170 m	
SL/WGC/2017	
15	
15	
1000	

LIST n°117 MEN PENALTY : 41.09 WOMEN PENALTY : 41.94  
Number of competitors: 46, Number of NSA: 7

F = 720

Rank	Bib.	RegNo	Year	Cat	(Rank) Name	====	Club	Run-1	Run-2	Run-3	Time	Gap	Points	Perf.
------	------	-------	------	-----	-------------	------	------	-------	-------	-------	------	-----	--------	-------

#### === ERSA Under 08 Girls ===

1	26	2010	U08	(1)	SINCLAIR Eve		VIK	DSQ	* 21.00	* 21.42	<b>42.42</b>		429.07	- 88.14
2	44	2012	U08	(2)	ANDERSON Esme		VIK	29.95	* 24.61	* 25.14	<b>49.75</b>	7.33	627.63	-
3	46	2011	U08	(3)	GRIMES Roberta		VIK	30.85	* 28.60	* 29.17	<b>57.77</b>	15.35	844.88	-

#### Disqualified - Run-1 (1)

26	2010	U08	SINCLAIR Eve		VIK	DSQ	* 21.00	* 21.42						
----	------	-----	--------------	--	-----	-----	---------	---------	--	--	--	--	--	--

#### === ERSA Under 08 Boys ===

1	8	2010	U08	(1)	KINGE Jacob		NOR	18.14	* 17.05	* 17.17	<b>34.22</b>		269.89	- 28.35
2	16	2010	U08	(2)	LAST William		NOR	DSQ	* 18.39	* 18.45	<b>36.84</b>	2.62	345.68	+ 12.28

#### Disqualified - Run-1 (1)

16	2010	U08	LAST William		NOR	DSQ	* 18.39	* 18.45						
----	------	-----	--------------	--	-----	-----	---------	---------	--	--	--	--	--	--

#### === ERSA Under 10 Girls ===

1	28	23666	2008	U10	(1)	HOWESON Lucy		HEM	DSQ	* 14.42	* 15.01	<b>29.43</b>		77.20	+ 26.74
2	48		2009	U10	(2)	MAGNANI Emily		HEM	DSQ	* 17.58	* 17.44	<b>35.02</b>	5.59	228.62	-
3	30		2009	U10	(3)	HADDEN Amelia		ESX	DSQ	* 18.51	* 19.03	<b>37.54</b>	8.11	296.88	+ 52.55
4	49		2008	U10	(4)	TOLLERVEY Chloe		WGC	DSQ	* 22.04	* 20.74	<b>42.78</b>	13.35	438.83	-

EASTERN REGION SNOWSPORTS ASSOCIATION 2017

Welwyn "Team Evolution" Summer League

Special Slalom - Girls & Boys - Under 12's





ERSA Summer League - Final Ranking - Applied Points

Rank	Bib.	RegNo	Year	Cat	(Rank) Name	====	Club	Run-1	Run-2	Run-3	Time	Gap	Points	Perf.
5	31		2008	U10	(5) SCOTT Megan		HEM	DSQ	* 19.87	* 42.41	1:02.28	32.85	967.04	+ 617.86

Did Not Start - Run-1 (1)

36	23258	2008	U10		BUNTON Aimee		HEM	DNS	DNS	DNS				
----	-------	------	-----	--	--------------	---	-----	-----	-----	-----	--	--	--	--

Disqualified - Run-1 (5)

28	23666	2008	U10		HOWESON Lucy		HEM	DSQ	* 14.42	* 15.01				
30		2009	U10		HADDEN Amelia		ESX	DSQ	* 18.51	* 19.03				
31		2008	U10		SCOTT Megan		HEM	DSQ	* 19.87	* 42.41				
48		2009	U10		MAGNANI Emily		HEM	DSQ	* 17.58	* 17.44				
49		2008	U10		TOLLERVEY Chloe		WGC	DSQ	* 22.04	* 20.74				

Did Not Start - Run-2 (1)

36	23258	2008	U10		BUNTON Aimee		HEM	DNS	DNS	DNS				
----	-------	------	-----	--	--------------	---	-----	-----	-----	-----	--	--	--	--

Did Not Start - Run-3 (1)

36	23258	2008	U10		BUNTON Aimee		HEM	DNS	DNS	DNS				
----	-------	------	-----	--	--------------	---	-----	-----	-----	-----	--	--	--	--













==== ERS Under 10 Boys ====

1	7		2008	U10	(1) KENDLE Noah		WGC	DSQ	* 15.30	* 15.43	30.73		168.94	+ 59.17
2	1		2009	U10	(2) BLACKWELL Jasper		TAL	16.22	* 15.18	* 15.98	31.16	0.43	181.37	+ 29.37
3	4		2009	U10	(3) HARTNELL Sonny		NOR	16.36	* 15.59	* 16.10	31.69	0.96	196.71	- 75.16
4	5		2009	U10	(4) GRIMES Myles		VIK	18.68	* 18.18	* 18.55	36.73	6.00	342.50	+ 70.46
5	17		2009	U10	(5) HARTNELL Freddy		NOR	28.55	* 19.91	* 19.76	39.67	8.94	427.55	+ 61.27
6	20		2009	U10	(6) BRADY Aran		HEM	* 20.09	* 19.99	20.79	40.08	9.35	439.41	-





Disqualified - Run-1 (1)

7			2008	U10	KENDLE Noah		WGC	DSQ	* 15.30	* 15.43				
---	--	--	------	-----	-------------	---	-----	-----	---------	---------	--	--	--	--




==== ERS Under 12 Girls ====

1	25	22938	2006	U12	(1) HOWESON Olivia		HEM	DSQ	* 13.36	* 13.22	26.58		0.00	+ 39.87
2	38		2007	U12	(2) BUSHELL Grace		NOR	* 13.48	13.95	* 13.47	26.95	0.37	10.02	+ 5.13
3	32		2006	U12	(3) VENABLES Phoebe		VIK	DSQ	* 14.12	* 14.47	28.59	2.01	54.45	+ 29.64
4	35		2007	U12	(4) KINGE Lucy		NOR	17.29	* 16.17	* 16.04	32.21	5.63	152.51	+ 20.90
5	27		2007	U12	(5) COZENS Zoe		NOR	* 16.36	16.68	* 16.38	32.74	6.16	166.86	+ 54.02
6	37		2007	U12	(6) LAST Isabelle		NOR	17.10	* 16.83	* 16.41	33.24	6.66	180.41	- 149.92
7	45		2006	U12	(7) SMITH Aimee		HEM	24.12	* 17.02	* 17.80	34.82	8.24	223.21	-
8	43		2007	U12	(8) KITCHING Martha		VIK	* 19.29	* 18.75	19.37	38.04	11.46	310.43	-
9	40		2006	U12	(9) WONG Phoebe		HEM	* 19.64	* 18.62	20.63	38.26	11.68	316.39	-
10	47		2006	U12	(10) WONG Romilly		HEM	DSQ	* 18.46	* 21.88	40.34	13.76	372.73	-
11	41		2006	U12	(11) SMITH Jemma		HEM	* 20.38	DSQ	* 20.01	40.39	13.81	374.09	-
12	42		2006	U12	(12) BRADY Anais		HEM	23.36	* 20.85	* 21.09	41.94	15.36	416.07	-

Did Not Start - Run-1 (4)

29	22859	2007	U12		PUTMAN Daisy		TSN	DNS	DNS	DNS				
33	22858	2006	U12		PUTMAN Abigail		TSN	DNS	DNS	DNS				
34	22930	2006	U12		BLACKWELL Lucy		TAL	DNS	DNS	DNS				
39	22110	2006	U12		FAIRFULL Madeleine		HEM	DNS	DNS	DNS				

Disqualified - Run-1 (3)

25	22938	2006	U12		HOWESON Olivia		HEM	DSQ	* 13.36	* 13.22				
32		2006	U12		VENABLES Phoebe		VIK	DSQ	* 14.12	* 14.47				
47		2006	U12		WONG Romilly		HEM	DSQ	* 18.46	* 21.88				

EASTERN REGION SNOWSPORTS ASSOCIATION 2017





Welwyn "Team Evolution" Summer League

Special Slalom - Girls & Boys - Under 12's

ERSA Summer League - Final Ranking - Applied Points

Rank	Bib.	RegNo	Year	Cat	(Rank) Name	====	Club	Run-1	Run-2	Run-3	Time	Gap	Points	Perf.
------	------	-------	------	-----	-------------	------	------	-------	-------	-------	------	-----	--------	-------





Did Not Start - Run-2 (4)

29	22859	2007	U12		PUTMAN Daisy		TSN	DNS	DNS	DNS				
33	22858	2006	U12		PUTMAN Abigail		TSN	DNS	DNS	DNS				
34	22930	2006	U12		BLACKWELL Lucy		TAL	DNS	DNS	DNS				
39	22110	2006	U12		FAIRFULL Madeleine		HEM	DNS	DNS	DNS				

Disqualified - Run-2 (1)

41		2006	U12		SMITH Jemma		HEM	* 20.38	DSQ	* 20.01				
----	--	------	-----	--	-------------	---	-----	---------	-----	---------	--	--	--	--

Did Not Start - Run-3 (4)

29	22859	2007	U12		PUTMAN Daisy		TSN	DNS	DNS	DNS				
33	22858	2006	U12		PUTMAN Abigail		TSN	DNS	DNS	DNS				
34	22930	2006	U12		BLACKWELL Lucy		TAL	DNS	DNS	DNS				
39	22110	2006	U12		FAIRFULL Madeleine		HEM	DNS	DNS	DNS				

=== ERS Under 12 Boys ===

1	13	22059	2006	U12	(1) DADE Jake		NOR	* 12.55	12.80	* 12.34	<b>24.89</b>	0.00		+ 14.46
2	11		2006	U12	(2) HADINGHAM Alex		NOR	DSQ	* 12.79	* 13.26	<b>26.05</b>	1.16	33.56	- 9.69
3	3		2006	U12	(3) SINCLAIR Laurence		VIK	DSQ	* 13.50	* 13.26	<b>26.76</b>	1.87	54.09	+ 52.73
4	9		2006	U12	(4) PHILLIPS Daniel		WGC	DSQ	* 14.73	* 15.22	<b>29.95</b>	5.06	146.37	+ 25.29
5	6		2007	U12	(5) VERGANI Alberto		HEM	15.67	* 15.26	* 14.90	<b>30.16</b>	5.27	152.45	+ 34.22
6	12		2006	U12	(6) COZENS Samuel		NOR	21.14	* 15.72	* 14.57	<b>30.29</b>	5.40	156.21	+ 71.99
7	14		2007	U12	(7) FRANCIS Jude		VIK	DSQ	* 15.39	* 15.54	<b>30.93</b>	6.04	174.72	+ 1.10
8	15		2007	U12	(8) WOOD George		VIK	* 16.17	* 15.21	16.85	<b>31.38</b>	6.49	187.74	+ 113.30
9	19		2007	U12	(9) GODLEY Benedict		WGC	DSQ	* 15.67	* 15.97	<b>31.64</b>	6.75	195.26	-
10	2		2007	U12	(10) MANN Ralph		VIK	* 16.96	* 16.27	20.09	<b>33.23</b>	8.34	241.25	+ 1.88
11	18		2006	U12	(11) WOODHOUSE Luc		HEM	DSQ	* 16.92	* 17.53	<b>34.45</b>	9.56	276.54	-
12	21		2007	U12	(12) GIBLING Dillon		NOR	18.01	* 17.70	* 17.74	<b>35.44</b>	10.55	305.18	-
13	10		2007	U12	(13) CHILDS Scott		WGC	DSQ	* 18.40	* 18.74	<b>37.14</b>	12.25	354.36	+ 29.20

Disqualified - Run-1 (7)

3		2006	U12		SINCLAIR Laurence		VIK	DSQ	* 13.50	* 13.26				
9		2006	U12		PHILLIPS Daniel		WGC	DSQ	* 14.73	* 15.22				
10		2007	U12		CHILDS Scott		WGC	DSQ	* 18.40	* 18.74				
11		2006	U12		HADINGHAM Alex		NOR	DSQ	* 12.79	* 13.26				
14		2007	U12		FRANCIS Jude		VIK	DSQ	* 15.39	* 15.54				
18		2006	U12		WOODHOUSE Luc		HEM	DSQ	* 16.92	* 17.53				
19		2007	U12		GODLEY Benedict		WGC	DSQ	* 15.67	* 15.97				

## EASTERN REGION SNOWSPORTS ASSOCIATION 2017





















## Welwyn "Team Evolution" Summer League

## Special Slalom - Girls &amp; Boys - Under 12's

## ERSA Summer League - Final Ranking

WELWYN GARDEN CITY SKI RACE CLUB

#ThatsTheERSAWay

Rank	Bib.	RegNo	Year	Cat	(Rank) Name	====	Club	Run-1	Run-2	Run-3	Time	Gap
<b>==ERSA Girls and Ladies ==</b>												
1	25	22938	2006	U12	(1) HOWESON Olivia		HEM	DSQ	* 13.36	* 13.22	<b>26.58</b>	
2	38		2007	U12	(2) BUSHELL Grace		NOR	* 13.48	13.95	* 13.47	<b>26.95</b>	0.37
3	32		2006	U12	(3) VENABLES Phoebe		VIK	DSQ	* 14.12	* 14.47	<b>28.59</b>	2.01
4	28	23666	2008	U10	(1) HOWESON Lucy		HEM	DSQ	* 14.42	* 15.01	<b>29.43</b>	2.85
5	35		2007	U12	(4) KINGE Lucy		NOR	17.29	* 16.17	* 16.04	<b>32.21</b>	5.63
6	27		2007	U12	(5) COZENS Zoe		NOR	* 16.36	16.68	* 16.38	<b>32.74</b>	6.16
7	37		2007	U12	(6) LAST Isabelle		NOR	17.10	* 16.83	* 16.41	<b>33.24</b>	6.66
8	45		2006	U12	(7) SMITH Aimee		HEM	24.12	* 17.02	* 17.80	<b>34.82</b>	8.24
9	48		2009	U10	(2) MAGNANI Emily		HEM	DSQ	* 17.58	* 17.44	<b>35.02</b>	8.44
10	30		2009	U10	(3) HADDEN Amelia		ESX	DSQ	* 18.51	* 19.03	<b>37.54</b>	10.96
11	43		2007	U12	(8) KITCHING Martha		VIK	* 19.29	* 18.75	19.37	<b>38.04</b>	11.46
12	40		2006	U12	(9) WONG Phoebe		HEM	* 19.64	* 18.62	20.63	<b>38.26</b>	11.68
13	47		2006	U12	(10) WONG Romilly		HEM	DSQ	* 18.46	* 21.88	<b>40.34</b>	13.76
14	41		2006	U12	(11) SMITH Jemma		HEM	* 20.38	DSQ	* 20.01	<b>40.39</b>	13.81
15	42		2006	U12	(12) BRADY Anais		HEM	23.36	* 20.85	* 21.09	<b>41.94</b>	15.36
16	26		2010	U08	(1) SINCLAIR Eve		VIK	DSQ	* 21.00	* 21.42	<b>42.42</b>	15.84
17	49		2008	U10	(4) TOLLERVEY Chloe		WGC	DSQ	* 22.04	* 20.74	<b>42.78</b>	16.20
18	44		2012	U08	(2) ANDERSON Esme		VIK	29.95	* 24.61	* 25.14	<b>49.75</b>	23.17
19	46		2011	U08	(3) GRIMES Roberta		VIK	30.85	* 28.60	* 29.17	<b>57.77</b>	31.19
20	31		2008	U10	(5) SCOTT Megan		HEM	DSQ	* 19.87	* 42.41	<b>1:02.28</b>	35.70

## Did Not Start - Run-1 (5)

29	22859	2007	U12	PUTMAN Daisy		TSN	DNS	DNS	DNS			
33	22858	2006	U12	PUTMAN Abigail		TSN	DNS	DNS	DNS			
34	22930	2006	U12	BLACKWELL Lucy		TAL	DNS	DNS	DNS			
36	23258	2008	U10	BUNTON Aimee		HEM	DNS	DNS	DNS			
39	22110	2006	U12	FAIRFULL Madeleine		HEM	DNS	DNS	DNS			

## Disqualified - Run-1 (9)

25	22938	2006	U12	HOWESON Olivia		HEM	DSQ	* 13.36	* 13.22			
26		2010	U08	SINCLAIR Eve		VIK	DSQ	* 21.00	* 21.42			
28	23666	2008	U10	HOWESON Lucy		HEM	DSQ	* 14.42	* 15.01			
30		2009	U10	HADDEN Amelia		ESX	DSQ	* 18.51	* 19.03			
31		2008	U10	SCOTT Megan		HEM	DSQ	* 19.87	* 42.41			
32		2006	U12	VENABLES Phoebe		VIK	DSQ	* 14.12	* 14.47			
47		2006	U12	WONG Romilly		HEM	DSQ	* 18.46	* 21.88			
48		2009	U10	MAGNANI Emily		HEM	DSQ	* 17.58	* 17.44			
49		2008	U10	TOLLERVEY Chloe		WGC	DSQ	* 22.04	* 20.74			

## Did Not Start - Run-2 (5)




29	22859	2007	U12	PUTMAN Daisy		TSN	DNS	DNS	DNS			
----	-------	------	-----	--------------	---	-----	-----	-----	-----	--	--	--

EASTERN REGION SNOWSPORTS ASSOCIATION 2017

Welwyn "Team Evolution" Summer League

Special Slalom - Girls & Boys - Under 12's

ERSA Summer League - Final Ranking

Rank	Bib.	RegNo	Year	Cat	(Rank) Name	====	Club	Run-1	Run-2	Run-3	Time	Gap
	33	22858	2006	U12	PUTMAN Abigail		TSN	DNS	DNS	DNS		
	34	22930	2006	U12	BLACKWELL Lucy		TAL	DNS	DNS	DNS		
	36	23258	2008	U10	BUNTON Aimee		HEM	DNS	DNS	DNS		
	39	22110	2006	U12	FAIRFULL Madeleine		HEM	DNS	DNS	DNS		






















Disqualified - Run-2 (1)

	41		2006	U12	SMITH Jemma		HEM	* 20.38	DSQ	* 20.01		
--	----	--	------	-----	-------------	---	-----	---------	-----	---------	--	--










Did Not Start - Run-3 (5)

	29	22859	2007	U12	PUTMAN Daisy		TSN	DNS	DNS	DNS		
	33	22858	2006	U12	PUTMAN Abigail		TSN	DNS	DNS	DNS		
	34	22930	2006	U12	BLACKWELL Lucy		TAL	DNS	DNS	DNS		
	36	23258	2008	U10	BUNTON Aimee		HEM	DNS	DNS	DNS		
	39	22110	2006	U12	FAIRFULL Madeleine		HEM	DNS	DNS	DNS		

== ERSA Boys and Men ==

1	13	22059	2006	U12	(1) DADE Jake		NOR	* 12.55	12.80	* 12.34	<b>24.89</b>	
2	11		2006	U12	(2) HADINGHAM Alex		NOR	DSQ	* 12.79	* 13.26	<b>26.05</b>	1.16
3	3		2006	U12	(3) SINCLAIR Laurence		VIK	DSQ	* 13.50	* 13.26	<b>26.76</b>	1.87
4	9		2006	U12	(4) PHILLIPS Daniel		WGC	DSQ	* 14.73	* 15.22	<b>29.95</b>	5.06
5	6		2007	U12	(5) VERGANI Alberto		HEM	15.67	* 15.26	* 14.90	<b>30.16</b>	5.27
6	12		2006	U12	(6) COZENS Samual		NOR	21.14	* 15.72	* 14.57	<b>30.29</b>	5.40
7	7		2008	U10	(1) KENDLE Noah		WGC	DSQ	* 15.30	* 15.43	<b>30.73</b>	5.84
8	14		2007	U12	(7) FRANCIS Jude		VIK	DSQ	* 15.39	* 15.54	<b>30.93</b>	6.04
9	1		2009	U10	(2) BLACKWELL Jasper		TAL	16.22	* 15.18	* 15.98	<b>31.16</b>	6.27
10	15		2007	U12	(8) WOOD George		VIK	* 16.17	* 15.21	16.85	<b>31.38</b>	6.49
11	19		2007	U12	(9) GODLEY Benedict		WGC	DSQ	* 15.67	* 15.97	<b>31.64</b>	6.75
12	4		2009	U10	(3) HARTNELL Sonny		NOR	16.36	* 15.59	* 16.10	<b>31.69</b>	6.80
13	2		2007	U12	(10) MANN Ralph		VIK	* 16.96	* 16.27	20.09	<b>33.23</b>	8.34
14	8		2010	U08	(1) KINGE Jacob		NOR	18.14	* 17.05	* 17.17	<b>34.22</b>	9.33
15	18		2006	U12	(11) WOODHOUSE Luc		HEM	DSQ	* 16.92	* 17.53	<b>34.45</b>	9.56
16	21		2007	U12	(12) GIBLING Dillon		NOR	18.01	* 17.70	* 17.74	<b>35.44</b>	10.55
17	5		2009	U10	(4) GRIMES Myles		VIK	18.68	* 18.18	* 18.55	<b>36.73</b>	11.84
18	16		2010	U08	(2) LAST William		NOR	DSQ	* 18.39	* 18.45	<b>36.84</b>	11.95
19	10		2007	U12	(13) CHILDS Scott		WGC	DSQ	* 18.40	* 18.74	<b>37.14</b>	12.25
20	17		2009	U10	(5) HARTNELL Freddy		NOR	28.55	* 19.91	* 19.76	<b>39.67</b>	14.78
21	20		2009	U10	(6) BRADY Aran		HEM	* 20.09	* 19.99	20.79	<b>40.08</b>	15.19

Disqualified - Run-1 (9)

	3		2006	U12	SINCLAIR Laurence		VIK	DSQ	* 13.50	* 13.26		
	7		2008	U10	KENDLE Noah		WGC	DSQ	* 15.30	* 15.43		
	9		2006	U12	PHILLIPS Daniel		WGC	DSQ	* 14.73	* 15.22		
	10		2007	U12	CHILDS Scott		WGC	DSQ	* 18.40	* 18.74		
	11		2006	U12	HADINGHAM Alex		NOR	DSQ	* 12.79	* 13.26		
	14		2007	U12	FRANCIS Jude		VIK	DSQ	* 15.39	* 15.54		
	16		2010	U08	LAST William		NOR	DSQ	* 18.39	* 18.45		
	18		2006	U12	WOODHOUSE Luc		HEM	DSQ	* 16.92	* 17.53		
	19		2007	U12	GODLEY Benedict		WGC	DSQ	* 15.67	* 15.97		

## EASTERN REGION SNOWSPORTS ASSOCIATION 2017

### Welwyn "Team Evolution" Summer League

#### Special Slalom - Female & Male

#### ERSA Summer League - Final Ranking - Applied Points

WELWYN GARDEN CITY SKI RACE CLUB

#ThatsTheERSAWay

#### COMPETITION JURY

TECHNICAL DELEGATE	SHELLY Chris	(VIK)
CHIEF OF RACE	MAWSON Ian	(ERSA)
REFEREE	LAMBERT Steve	(HEM)

#### WEATHER

CONDITIONS	Cold then hot
SNOW	Patchy
AIR TEMPERATURE	START : 17.0 °C
	FINISH : 17.0 °C

#### 1st RUN

COURSESETTER	REIDY Jon	(HEM)
FORERUNNERS		
COURSE	Gosling Sports Centre	
START	60 m	
FINISH	35 m	
DROP	25 m	
LENGTH	170 m	
HOMOLOGATION	SL/WGC/2017	
GATES	16	
DIRECTIONS	16	
STARTING TIME	1030	

#### 2nd RUN







COURSESETTER	REIDY Jon	(HEM)
FORERUNNERS		
COURSE	Gosling Sports Centre	
START	60 m	
FINISH	35 m	
DROP	25 m	
LENGTH	170 m	
HOMOLOGATION	SL/WGC/2017	
GATES	16	
DIRECTIONS	16	
STARTING TIME	1030	

LIST n°117 MEN PENALTY : 18.16 WOMEN PENALTY : 15.13  
Number of competitors: 104, Number of NSA: 8

F = 720

Rank	Bib.	RegNo	Year	Cat	(Rank) Name	====	Club	Run-1	Run-2	Run-3	Time	Gap	Points	Perf.
------	------	-------	------	-----	-------------	------	------	-------	-------	-------	------	-----	--------	-------

#### === ERSa Under 14 Girls ===

1	103	23492	2004	U14	(1) HERRIES Olivia		HEM	13.29	* 12.85	* 12.75	<b>25.60</b>		84.54	+ 33.63
2	61		2004	U14	(2) VENABLES Felicity		VIK	DNF	* 13.69	* 13.22	<b>26.91</b>	1.31	125.71	- 2.41
3	94	22122	2005	U14	(3) THOMPSON Niamh		TSN	14.30	* 13.61	* 13.80	<b>27.41</b>	1.81	141.42	-
4	88		2005	U14	(4) MANN Madeleine		VIK	14.77	* 14.62	* 14.83	<b>29.45</b>	3.85	205.53	-
5	79		2004	U14	(5) WOOD Caitlin		VIK	15.27	* 14.72	* 14.88	<b>29.60</b>	4.00	210.25	- 93.39
6	90		2005	U14	(6) PENNIFER Skye		WGC	15.90	* 15.82	* 15.57	<b>31.39</b>	5.79	266.50	-
7	98		2005	U14	(7) SCOTT-AMOS Beth		NOR	DSQ	* 15.84	* 16.02	<b>31.86</b>	6.26	281.27	-
8	100		2005	U14	(8) SAUNDERS Mackenzi		VIK	16.18	* 15.83	* 16.17	<b>32.00</b>	6.40	285.67	-
9	93		2004	U14	(9) RYAN Mathilda		HEM	16.81	* 16.59	* 17.04	<b>33.63</b>	8.03	336.90	-
10	87		2005	U14	(10) LINCOLN Isabel		NOR	DSQ	* 14.19	* 19.70	<b>33.89</b>	8.29	345.07	-
11	86	22937	2005	U14	(11) ALEY Lauren		HEM	14.53	* 14.48	* 20.22	<b>34.70</b>	9.10	370.53	-
12	84		2004	U14	(12) MERRIGAN Elizabeth		VIK	* 14.88	39.06	* 29.46	<b>44.34</b>	18.74	673.49	-
13	92		2004	U14	(13) GLADIN Amber		HEM	19.84	* 19.56	* 30.40	<b>49.96</b>	24.36	850.11	-

#### Did Not Start - Run-1 (2)

89		2005	U14	KING Chloe		HEM	DNS	DNS	DNS
102		2005	U14	COMISKEY Myla		WGC	DNS	DNS	DNS

#### Did Not Finish - Run-1 (2)

61		2004	U14	VENABLES Felicity		VIK	DNF	* 13.69	* 13.22
76		2004	U14	JONES Charlotte		TAL	DNF	DNF	DNS

#### Disqualified - Run-1 (2)


87		2005	U14	LINCOLN Isabel		NOR	DSQ	* 14.19	* 19.70
----	--	------	-----	----------------	---	-----	-----	---------	---------

EASTERN REGION SNOWSPORTS ASSOCIATION 2017

Welwyn "Team Evolution" Summer League

Special Slalom - Female & Male

ERSA Summer League - Final Ranking - Applied Points

Rank	Bib.	RegNo	Year	Cat	(Rank) Name	====	Club	Run-1	Run-2	Run-3	Time	Gap	Points	Perf.
	98		2005	U14	SCOTT-AMOS Beth		NOR	DSQ	* 15.84	* 16.02				

Did Not Start - Run-2 (2)

	89		2005	U14	KING Chloe		HEM	DNS	DNS	DNS				
	102		2005	U14	COMISKEY Myla		WGC	DNS	DNS	DNS				




Did Not Finish - Run-2 (1)

	76		2004	U14	JONES Charlotte		TAL	DNF	DNF	DNS				
--	----	--	------	-----	-----------------	---	-----	-----	-----	-----	--	--	--	--

Disqualified - Run-2 (1)

	96	23826	2004	U14	DRYER Amelie		SMK	* 14.35	DSQ	DNF				
--	----	-------	------	-----	--------------	---	-----	---------	-----	-----	--	--	--	--










Did Not Start - Run-3 (3)

	76		2004	U14	JONES Charlotte		TAL	DNF	DNF	DNS				
	89		2005	U14	KING Chloe		HEM	DNS	DNS	DNS				
	102		2005	U14	COMISKEY Myla		WGC	DNS	DNS	DNS				

Did Not Finish - Run-3 (1)

	96	23826	2004	U14	DRYER Amelie		SMK	* 14.35	DSQ	DNF				
--	----	-------	------	-----	--------------	---	-----	---------	-----	-----	--	--	--	--

=== ERS Under 14 Boys ===

1	55	21649	2005	U14	(1) BUNTON Ryan		HEM	11.80	* 11.74	* 11.83	23.57		99.43	-
2	56	21604	2005	U14	(2) OGDEN Alex		NOR	12.68	* 11.80	* 12.47	24.27	0.70	123.77	-
3	36		2004	U14	(3) MARSH Joel		NOR	* 12.18	12.49	* 12.12	24.30	0.73	124.81	- 138.51
4	58		2004	U14	(4) SINCLAIR Charles		VIK	13.08	* 12.66	* 13.12	25.78	2.21	176.26	-
5	60	23354	2005	U14	(5) CHAUHAN Rohan		NOR	* 12.76	DSQ	* 13.19	25.95	2.38	182.17	-
6	49		2005	U14	(6) THOMSON Kai		VIK	DNF	* 14.43	* 13.57	28.00	4.43	253.44	-
7	51		2005	U14	(7) SHELLY Jack		VIK	* 14.17	DNF	* 14.35	28.52	4.95	271.52	-
8	41		2004	U14	(8) DAVIES Ben		NOR	DSQ	* 15.12	* 14.62	29.74	6.17	313.94	- 36.21
9	45		2005	U14	(9) SHARMAN Hugo		HEM	16.16	* 16.10	* 15.79	31.89	8.32	388.68	-

Did Not Finish - Run-1 (1)

	49		2005	U14	THOMSON Kai		VIK	DNF	* 14.43	* 13.57				
--	----	--	------	-----	-------------	---	-----	-----	---------	---------	--	--	--	--

Disqualified - Run-1 (1)

	41		2004	U14	DAVIES Ben		NOR	DSQ	* 15.12	* 14.62				
--	----	--	------	-----	------------	---	-----	-----	---------	---------	--	--	--	--

Did Not Finish - Run-2 (1)

	51		2005	U14	SHELLY Jack		VIK	* 14.17	DNF	* 14.35				
--	----	--	------	-----	-------------	---	-----	---------	-----	---------	--	--	--	--

Disqualified - Run-2 (1)

	60	23354	2005	U14	CHAUHAN Rohan		NOR	* 12.76	DSQ	* 13.19				
--	----	-------	------	-----	---------------	---	-----	---------	-----	---------	--	--	--	--

=== ERS Under 16 Girls ===









1	73	22179	2003	U16	(1) HOLMES Abby		NOR	* 11.95	11.96	* 11.79	23.74		26.08	- 33.44
2	62	22515	2003	U16	(2) SHELLEY Annie		VIK	* 12.49	12.81	* 12.57	25.06	1.32	67.57	- 44.51
3	72	20998	2003	U16	(3) BARDER Katie		HEM	13.06	* 12.66	* 12.57	25.23	1.49	72.91	- 42.59
4	70	21334	2003	U16	(4) BOTY Nia		HEM	12.92	* 12.55	* 12.76	25.31	1.57	75.43	+ 16.31
5	75		2003	U16	(5) FRANCIS Mia		VIK	* 12.88	13.11	* 12.75	25.63	1.89	85.48	- 8.98
6	71		2002	U16	(6) SHELLEY Madeline		VIK	* 12.96	13.08	* 12.90	25.86	2.12	92.71	- 74.74
7	68	20725	2002	U16	(7) WARMINGTON Harriet		HEM	* 12.91	13.22	* 13.14	26.05	2.31	98.68	+ 7.52
8	69	21925	2003	U16	(8) MCLEISH Emily		HEM	13.15	* 13.11	* 13.21	26.32	2.58	107.17	+ 59.95

EASTERN REGION SNOWSPORTS ASSOCIATION 2017

Welwyn "Team Evolution" Summer League

Special Slalom - Female & Male

ERSA Summer League - Final Ranking - Applied Points

Rank	Bib.	RegNo	Year	Cat	(Rank) Name	====	Club	Run-1	Run-2	Run-3	Time	Gap	Points	Perf.
9	63	23246	2003	U16	(9) WARNE Charlotte		HEM	13.04	* 12.98	* 13.69	<b>26.67</b>	2.93	118.17	+ 3.66
10	66	22983	2002	U16	(10) BLYTH Helena		HEM	DSQ	* 13.65	* 13.38	<b>27.03</b>	3.29	129.48	+ 1.74
11	101		2003	U16	(11) FROST Katie		WGC	* 14.02	14.24	* 13.94	<b>27.96</b>	4.22	158.71	-
12	95		2002	U16	(12) HAWES Isobel		NOR	DSQ	* 14.27	* 14.48	<b>28.75</b>	5.01	183.54	-
13	80	23350	2002	U16	(13) GOMEZ CLARKE Anna		NOR	15.84	* 15.12	* 14.77	<b>29.89</b>	6.15	219.36	- 88.21
14	82		2003	U16	(14) GROSE Elise		NOR	* 15.25	15.81	* 15.55	<b>30.80</b>	7.06	247.96	- 140.36
15	81		2003	U16	(15) CUTHBERT Tia		VIK	* 16.62	16.82	* 16.22	<b>32.84</b>	9.10	312.07	- 22.52
16	83		2002	U16	(16) POUNDALL Anya		NOR	17.36	* 16.79	* 16.17	<b>32.96</b>	9.22	315.84	- 204.88












Disqualified - Run-1 (3)

66	22983	2002	U16	BLYTH Helena		HEM	DSQ	* 13.65	* 13.38					
95		2002	U16	HAWES Isobel		NOR	DSQ	* 14.27	* 14.48					
99		2003	U16	COOMBES Olivia		WGC	DSQ	DSQ	* 17.78					

Disqualified - Run-2 (1)

99		2003	U16	COOMBES Olivia		WGC	DSQ	DSQ	* 17.78					
----	--	------	-----	----------------	---	-----	-----	-----	---------	--	--	--	--	--

=== ERSA Under 16 Boys ===

1	8	20748	2003	U16	(1) DADE Tommy		NOR	11.27	* 11.27	* 11.09	<b>22.36</b>		57.36	+ 12.05
2	14	20884	2003	U16	(2) THOMPSON Joseph		NOR	* 11.35	11.40	* 11.44	<b>22.79</b>	0.43	72.31	+ 37.09
3	10	21194	2003	U16	(3) NEWTON Charlie		HEM	11.79	* 11.69	* 12.08	<b>23.77</b>	1.41	106.38	+ 30.82
4	33		2002	U16	(4) CROUGHAN Ewan		NOR	12.07	* 11.58	* 12.32	<b>23.90</b>	1.54	110.90	- 72.95
5	3	23349	2003	U16	(5) BUSHELL George		NOR	* 12.29	12.36	* 12.15	<b>24.44</b>	2.08	129.68	+ 51.87
6	16		2002	U16	(6) HIGGINS James		NOR	12.81	* 12.30	* 12.45	<b>24.75</b>	2.39	140.45	+ 36.47
7	25	20264	2003	U16	(7) REIDY Thomas		HEM	12.75	* 12.64	* 12.43	<b>25.07</b>	2.71	151.58	+ 12.99
8	104		2002	U16	(8) HEYMOZ Daniel		WGC	12.87	* 12.54	* 12.75	<b>25.29</b>	2.93	159.23	- 23.68
9	21		2003	U16	(9) TURNER Alfie		HEM	* 12.43	DNF	* 12.87	<b>25.30</b>	2.94	159.58	+ 42.78
10	29		2003	U16	(10) MCANALLY Ewan		WGC	13.57	* 13.02	* 13.20	<b>26.22</b>	3.86	191.56	+ 42.68
11	35		2002	U16	(11) ROSE Tobias		NOR	13.45	* 13.24	* 13.55	<b>26.79</b>	4.43	211.38	- 36.80
12	2	19855	2002	U16	(12) BINGHAM Nicholas		ESX	DSQ	* 10.91	* 15.99	<b>26.90</b>	4.54	215.20	+ 162.14

Disqualified - Run-1 (1)

2	19855	2002	U16	BINGHAM Nicholas		ESX	DSQ	* 10.91	* 15.99					
---	-------	------	-----	------------------	---	-----	-----	---------	---------	--	--	--	--	--

Did Not Finish - Run-2 (1)

21		2003	U16	TURNER Alfie		HEM	* 12.43	DNF	* 12.87					
----	--	------	-----	--------------	---	-----	---------	-----	---------	--	--	--	--	--

Did Not Finish - Run-3 (1)

39		2003	U16	ALGER James		NOR	13.28	* 13.16	DNF					
----	--	------	-----	-------------	---	-----	-------	---------	-----	--	--	--	--	--

Disqualified - Run-3 (2)

5		2002	U16	GOMEZ CLARKE Jamie		NOR	* 11.48	11.74	DSQ					
54		2002	U16	RYAN Stratford		HEM	12.91	* 12.81	DSQ					

=== ERSA Under 18 Ladies ===

1	65	20337	2001	U18	(1) SKIPPER Megan		NOR	11.68	* 11.55	* 11.36	<b>22.91</b>		0.00	+ 15.13
2	64	20339	2000	U18	(2) BURROUGHS Hannah		NOR	* 11.85	12.14	* 11.73	<b>23.58</b>	0.67	21.06	+ 17.15
3	78		2001	U18	(3) BYE Katherine		VIK	* 14.26	35.33	* 14.12	<b>28.38</b>	5.47	171.91	- 49.67

Disqualified - Run-3 (1)

85		2000	U18	TOPPING Bethony		NOR	17.25	* 16.35	DSQ					
----	--	------	-----	-----------------	---	-----	-------	---------	-----	--	--	--	--	--










## EASTERN REGION SNOWSPORTS ASSOCIATION 2017

## Welwyn "Team Evolution" Summer League

## Special Slalom - Female &amp; Male

## ERSA Summer League - Final Ranking - Applied Points

Rank	Bib.	RegNo	Year	Cat	(Rank) Name	====	Club	Run-1	Run-2	Run-3	Time	Gap	Points	Perf.
<b>=== ERSA Under 18 Men ===</b>														
1	15	21723	2000	U18	(1) HOWE Charlie		NOR	* 10.58	10.76	* 10.91	<b>21.49</b>		27.12	- 8.85
2	1	23185	2000	U18	(2) STEWARD Oliver		NOR	11.44	* 11.27	* 11.39	<b>22.66</b>	1.17	67.79	+ 20.24
3	9	20184	2000	U18	(3) NEWTON William		HEM	* 11.92	11.93	* 11.58	<b>23.50</b>	2.01	97.00	+ 42.72
4	13		2000	U18	(4) THOMPSON Connor		VIK	17.05	* 11.97	* 11.66	<b>23.63</b>	2.14	101.52	+ 53.12
5	28		2001	U18	(5) REYNOLDS Joshua		NOR	12.47	* 12.10	* 12.38	<b>24.48</b>	2.99	131.07	- 10.98
6	34		2000	U18	(6) BYE Matthew		VIK	12.51	* 12.40	* 12.53	<b>24.93</b>	3.44	146.71	- 69.85
7	50		2001	U18	(7) PYALL James		VIK	15.70	* 15.64	* 16.20	<b>31.84</b>	10.35	386.94	-

## Did Not Finish - Run-1 (1)

48		2001	U18		MUNTON Joshua		TAL	DNF	DNF	DNS				
----	--	------	-----	--	---------------	---	-----	-----	-----	-----	--	--	--	--






## Did Not Finish - Run-2 (1)

48		2001	U18		MUNTON Joshua		TAL	DNF	DNF	DNS				
----	--	------	-----	--	---------------	---	-----	-----	-----	-----	--	--	--	--

## Did Not Start - Run-3 (1)

48		2001	U18		MUNTON Joshua		TAL	DNF	DNF	DNS				
----	--	------	-----	--	---------------	---	-----	-----	-----	-----	--	--	--	--

## === ERSA Under 21 Men ===

1	12	18810	1997	U21	(1) FENELEY Luke		NOR	* 10.16	10.61	* 10.55	<b>20.71</b>		0.00	+ 13.00
2	11		1999	U21	(2) CHILDS Lewis		WGC	11.00	* 10.80	* 11.20	<b>22.00</b>	1.29	44.85	- 21.10
3	22		1999	U21	(3) HEARNEY Christopher		NOR	12.37	* 12.09	* 12.11	<b>24.20</b>	3.49	121.33	+ 0.86
4	26		1998	U21	(4) SYDER James		NOR	12.92	* 12.57	* 13.05	<b>25.62</b>	4.91	170.70	+ 31.39
5	20		1998	U21	(5) LEVENE Harry		VIK	DSQ	* 13.24	* 13.13	<b>26.37</b>	5.66	196.77	+ 84.46

## Disqualified - Run-1 (1)

20		1998	U21		LEVENE Harry		VIK	DSQ	* 13.24	* 13.13				
----	--	------	-----	--	--------------	---	-----	-----	---------	---------	--	--	--	--

## === ERSA Senior/Masters 1 Ladies ===

1	97		1992	SM1	(1) BOWEN Catriona		NOR	14.04	* 13.75	* 13.39	<b>27.14</b>		132.94	-
2	91		1985	SM1	(2) DEDECJUS Anna		HEM	DSQ	* 14.54	* 13.88	<b>28.42</b>	1.28	173.16	-

## Disqualified - Run-1 (1)

91		1985	SM1		DEDECJUS Anna		HEM	DSQ	* 14.54	* 13.88				
----	--	------	-----	--	---------------	---	-----	-----	---------	---------	--	--	--	--

## === ERSA Senior/Masters 1 Men ===

1	6	14899	1995	SM1	(1) MERCER Patrick		NOR	DSQ	* 11.00	* 11.28	<b>22.28</b>		54.58	+ 52.38
2	47		1984	SM1	(2) GIBLING Lee		NOR	* 11.57	DSQ	* 11.95	<b>23.52</b>	1.24	97.69	-

## Did Not Start - Run-1 (1)

30	22138	1987	SM1		BELLAMY Edward		NOR	DNS	DNS	DNS				
----	-------	------	-----	--	----------------	---	-----	-----	-----	-----	--	--	--	--

## Disqualified - Run-1 (1)

6	14899	1995	SM1		MERCER Patrick		NOR	DSQ	* 11.00	* 11.28				
---	-------	------	-----	--	----------------	---	-----	-----	---------	---------	--	--	--	--

## Did Not Start - Run-2 (1)

30	22138	1987	SM1		BELLAMY Edward		NOR	DNS	DNS	DNS				
----	-------	------	-----	--	----------------	---	-----	-----	-----	-----	--	--	--	--

EASTERN REGION SNOWSPORTS ASSOCIATION 2017

Welwyn "Team Evolution" Summer League

Special Slalom - Female & Male

ERSA Summer League - Final Ranking - Applied Points

Rank	Bib.	RegNo	Year	Cat	(Rank) Name	====	Club	Run-1	Run-2	Run-3	Time	Gap	Points	Perf.
------	------	-------	------	-----	-------------	------	------	-------	-------	-------	------	-----	--------	-------

Disqualified - Run-2 (1)

47		1984	SM1		GIBLING Lee		NOR	* 11.57	DSQ	* 11.95				
----	--	------	-----	--	-------------	---	-----	---------	-----	---------	--	--	--	--

Did Not Start - Run-3 (1)

30	22138	1987	SM1		BELLAMY Edward		NOR	DNS	DNS	DNS				
----	-------	------	-----	--	----------------	---	-----	-----	-----	-----	--	--	--	--

=== ERSAs Masters 2 Ladies ===

1	74	1970	MA2	(1)	ANDERSON Beverley		VIK	* 12.97	13.19	* 12.86	<b>25.83</b>		91.77	+ 48.21	
2	67	20742	1971	MA2	(2)	SAMPSON Melissa		NOR	* 13.17	13.57	* 13.42	<b>26.59</b>	0.76	115.65	+ 30.60

=== ERSAs Masters 2 Men ===

1	4	13217	1968	MA2	(1)	SHARP Anthony		HEM	12.08	* 11.96	* 11.66	<b>23.62</b>		101.17	+ 17.97
2	23	18665	1967	MA2	(2)	SYDER Mark		NOR	13.19	* 12.96	* 13.00	<b>25.96</b>	2.34	182.52	+ 56.65
3	31		1967	MA2	(3)	DURANT Jim		VIK	14.09	* 13.84	* 13.75	<b>27.59</b>	3.97	239.19	+ 63.12
4	27		1967	MA2	(4)	KING Alistair		HEM	14.44	* 13.70	* 13.93	<b>27.63</b>	4.01	240.58	+ 100.44
5	52		1971	MA2	(5)	WOODHOUSE Jamie		HEM	15.54	* 14.79	* 14.68	<b>29.47</b>	5.85	304.55	-
6	46		1973	MA2	(6)	GRIMES Daniel		VIK	DNF	* 15.44	* 14.42	<b>29.86</b>	6.24	318.11	-
7	59		1971	MA2	(7)	KINGE Blane		NOR	DSQ	* 15.63	* 14.96	<b>30.59</b>	6.97	343.49	-
8	57		1973	MA2	(8)	WOOD Andy		VIK	17.21	* 16.08	* 15.57	<b>31.65</b>	8.03	380.34	-
9	53		1972	MA2	(9)	LINCOLN Piers		NOR	DNF	* 17.29	* 15.90	<b>33.19</b>	9.57	433.88	-

Did Not Finish - Run-1 (2)

46		1973	MA2		GRIMES Daniel		VIK	DNF	* 15.44	* 14.42				
53		1972	MA2		LINCOLN Piers		NOR	DNF	* 17.29	* 15.90				

Disqualified - Run-1 (1)

59		1971	MA2		KINGE Blane		NOR	DSQ	* 15.63	* 14.96				
----	--	------	-----	--	-------------	---	-----	-----	---------	---------	--	--	--	--

=== ERSAs Masters 3 Ladies ===

1	77	1963	MA3	(1)	LALLY Nicola		VIK	15.96	* 15.80	* 15.22	<b>31.02</b>		254.88	+ 46.02
---	----	------	-----	-----	--------------	---	-----	-------	---------	---------	--------------	--	--------	---------

=== ERSAs Masters 3 Men ===

1	17	10596	1963	MA3	(1)	BUNTON Paul		HEM	11.82	* 11.58	* 11.79	<b>23.37</b>		92.48	- 12.50
2	18		1964	MA3	(2)	THOMSON Stewart		VIK	12.72	* 12.36	* 12.88	<b>25.24</b>	1.87	157.49	+ 47.28
3	24	10372	1959	MA3	(3)	ANDERSON Christopher		VIK	13.67	* 13.42	* 13.48	<b>26.90</b>	3.53	215.20	+ 89.29
4	40		1960	MA3	(4)	CAMPBELL Stephen		WGC	14.16	* 13.98	* 14.23	<b>28.21</b>	4.84	260.74	- 37.37
5	42		1966	MA3	(5)	FRANCIS Carl		VIK	16.44	* 15.97	* 16.29	<b>32.26</b>	8.89	401.55	+ 44.78

Did Not Start - Run-1 (1)

7	20550	1962	MA3		OLIVER Mark		HEM	DNS	DNS	DNS				
---	-------	------	-----	--	-------------	---	-----	-----	-----	-----	--	--	--	--

Did Not Start - Run-2 (1)

7	20550	1962	MA3		OLIVER Mark		HEM	DNS	DNS	DNS				
---	-------	------	-----	--	-------------	---	-----	-----	-----	-----	--	--	--	--

Did Not Start - Run-3 (1)

7	20550	1962	MA3		OLIVER Mark		HEM	DNS	DNS	DNS				
---	-------	------	-----	--	-------------	---	-----	-----	-----	-----	--	--	--	--

## EASTERN REGION SNOWSPORTS ASSOCIATION 2017

## Welwyn "Team Evolution" Summer League

## Special Slalom - Female &amp; Male

## ERSA Summer League - Final Ranking - Applied Points

Rank	Bib.	RegNo	Year	Cat	(Rank) Name	====	Club	Run-1	Run-2	Run-3	Time	Gap	Points	Perf.
------	------	-------	------	-----	-------------	------	------	-------	-------	-------	------	-----	--------	-------

## Disqualified - Run-3 (2)

	19		1966	MA3	HOLMES Peter		NOR	* 12.57	12.75	DSQ				
	32		1966	MA3	GARRETT Mike		NOR	14.22	* 13.50	DSQ				

## === ERSAs Masters 4 Men ===

1	37		1955	MA4	(1) DANBURY Mike		WGC	15.50	* 14.67	* 15.53	<b>30.20</b>		329.93	+ 57.26
2	43		1951	MA4	(2) COOPER Douglas		NOR	16.56	* 16.43	* 16.65	<b>33.08</b>	2.88	430.05	+ 61.78
3	44		1946	MA4	(3) COOPER Ron		NOR	* 16.97	17.03	* 16.45	<b>33.42</b>	3.22	441.87	- 72.43

## Did Not Start - Run-1 (1)

	38		1956	MA4	BRADLEY Stephen		HEM	DNS	DNS	DNS				
--	----	--	------	-----	-----------------	---	-----	-----	-----	-----	--	--	--	--

## Did Not Start - Run-2 (1)

	38		1956	MA4	BRADLEY Stephen		HEM	DNS	DNS	DNS				
--	----	--	------	-----	-----------------	---	-----	-----	-----	-----	--	--	--	--

## Did Not Start - Run-3 (1)

	38		1956	MA4	BRADLEY Stephen		HEM	DNS	DNS	DNS				
--	----	--	------	-----	-----------------	---	-----	-----	-----	-----	--	--	--	--

## EASTERN REGION SNOWSPORTS ASSOCIATION 2017

### Welwyn "Team Evolution" Summer League

#### Special Slalom - Female & Male

#### ERSA Summer League - Final Ranking

WELWYN GARDEN CITY SKI RACE CLUB

#ThatsTheERSAWay

Rank	Bib.	RegNo	Year	Cat	(Rank) Name	====	Club	Run-1	Run-2	Run-3	Time	Gap
------	------	-------	------	-----	-------------	------	------	-------	-------	-------	------	-----

#### ==ERSA Girls and Ladies ==

1	65	20337	2001	U18	(1) SKIPPER Megan		NOR	11.68	* 11.55	* 11.36	<b>22.91</b>	
2	64	20339	2000	U18	(2) BURROUGHS Hannah		NOR	* 11.85	12.14	* 11.73	<b>23.58</b>	0.67
3	73	22179	2003	U16	(1) HOLMES Abby		NOR	* 11.95	11.96	* 11.79	<b>23.74</b>	0.83
4	62	22515	2003	U16	(2) SHELLEY Annie		VIK	* 12.49	12.81	* 12.57	<b>25.06</b>	2.15
5	72	20998	2003	U16	(3) BARDER Katie		HEM	13.06	* 12.66	* 12.57	<b>25.23</b>	2.32
6	70	21334	2003	U16	(4) BOTY Nia		HEM	12.92	* 12.55	* 12.76	<b>25.31</b>	2.40
7	103	23492	2004	U14	(1) HERRIES Olivia		HEM	13.29	* 12.85	* 12.75	<b>25.60</b>	2.69
8	75		2003	U16	(5) FRANCIS Mia		VIK	* 12.88	13.11	* 12.75	<b>25.63</b>	2.72
9	74		1970	MA2	(1) ANDERSON Beverley		VIK	* 12.97	13.19	* 12.86	<b>25.83</b>	2.92
10	71		2002	U16	(6) SHELLEY Madeline		VIK	* 12.96	13.08	* 12.90	<b>25.86</b>	2.95
11	68	20725	2002	U16	(7) WARMINGTON Harriet		HEM	* 12.91	13.22	* 13.14	<b>26.05</b>	3.14
12	69	21925	2003	U16	(8) MCLEISH Emily		HEM	13.15	* 13.11	* 13.21	<b>26.32</b>	3.41
13	67	20742	1971	MA2	(2) SAMPSON Melissa		NOR	* 13.17	13.57	* 13.42	<b>26.59</b>	3.68
14	63	23246	2003	U16	(9) WARNE Charlotte		HEM	13.04	* 12.98	* 13.69	<b>26.67</b>	3.76
15	61		2004	U14	(2) VENABLES Felicity		VIK	DNF	* 13.69	* 13.22	<b>26.91</b>	4.00
16	66	22983	2002	U16	(10) BLYTH Helena		HEM	DSQ	* 13.65	* 13.38	<b>27.03</b>	4.12
17	97		1992	SM1	(1) BOWEN Catriona		NOR	14.04	* 13.75	* 13.39	<b>27.14</b>	4.23
18	94	22122	2005	U14	(3) THOMPSON Niamh		TSN	14.30	* 13.61	* 13.80	<b>27.41</b>	4.50
19	101		2003	U16	(11) FROST Katie		WGC	* 14.02	14.24	* 13.94	<b>27.96</b>	5.05
20	78		2001	U18	(3) BYE Katherine		VIK	* 14.26	35.33	* 14.12	<b>28.38</b>	5.47
21	91		1985	SM1	(2) DEDECJUS Anna		HEM	DSQ	* 14.54	* 13.88	<b>28.42</b>	5.51
22	95		2002	U16	(12) HAWES Isobel		NOR	DSQ	* 14.27	* 14.48	<b>28.75</b>	5.84
23	88		2005	U14	(4) MANN Madeleine		VIK	14.77	* 14.62	* 14.83	<b>29.45</b>	6.54
24	79		2004	U14	(5) WOOD Caitlin		VIK	15.27	* 14.72	* 14.88	<b>29.60</b>	6.69
25	80	23350	2002	U16	(13) GOMEZ CLARKE Anna		NOR	15.84	* 15.12	* 14.77	<b>29.89</b>	6.98
26	82		2003	U16	(14) GROSE Elise		NOR	* 15.25	15.81	* 15.55	<b>30.80</b>	7.89
27	77		1963	MA3	(1) LALLY Nicola		VIK	15.96	* 15.80	* 15.22	<b>31.02</b>	8.11
28	90		2005	U14	(6) PENNIFER Skye		WGC	15.90	* 15.82	* 15.57	<b>31.39</b>	8.48
29	98		2005	U14	(7) SCOTT-AMOS Beth		NOR	DSQ	* 15.84	* 16.02	<b>31.86</b>	8.95
30	100		2005	U14	(8) SAUNDERS Mackenzi		VIK	16.18	* 15.83	* 16.17	<b>32.00</b>	9.09
31	81		2003	U16	(15) CUTHBERT Tia		VIK	* 16.62	16.82	* 16.22	<b>32.84</b>	9.93
32	83		2002	U16	(16) POUNDALL Anya		NOR	17.36	* 16.79	* 16.17	<b>32.96</b>	10.05
33	93		2004	U14	(9) RYAN Mathilda		HEM	16.81	* 16.59	* 17.04	<b>33.63</b>	10.72
34	87		2005	U14	(10) LINCOLN Isabel		NOR	DSQ	* 14.19	* 19.70	<b>33.89</b>	10.98
35	86	22937	2005	U14	(11) ALEY Lauren		HEM	14.53	* 14.48	* 20.22	<b>34.70</b>	11.79
36	84		2004	U14	(12) MERRIGAN Elizabeth		VIK	* 14.88	39.06	* 29.46	<b>44.34</b>	21.43
37	92		2004	U14	(13) GLADIN Amber		HEM	19.84	* 19.56	* 30.40	<b>49.96</b>	27.05

#### Did Not Start - Run-1 (2)

89		2005	U14		KING Chloe		HEM	DNS	DNS	DNS		
102		2005	U14		COMISKEY Myla		WGC	DNS	DNS	DNS		

EASTERN REGION SNOWSPORTS ASSOCIATION 2017

Welwyn "Team Evolution" Summer League

Special Slalom - Female & Male







ERSA Summer League - Final Ranking

Rank	Bib.	RegNo	Year	Cat	(Rank) Name	====	Club	Run-1	Run-2	Run-3	Time	Gap
------	------	-------	------	-----	-------------	------	------	-------	-------	-------	------	-----

Did Not Finish - Run-1 (2)

	61		2004	U14	VENABLES Felicity		VIK	DNF	* 13.69	* 13.22		
	76		2004	U14	JONES Charlotte		TAL	DNF	DNF	DNS		

Disqualified - Run-1 (6)

	66	22983	2002	U16	BLYTH Helena		HEM	DSQ	* 13.65	* 13.38		
	87		2005	U14	LINCOLN Isabel		NOR	DSQ	* 14.19	* 19.70		
	91		1985	SM1	DEDECJUS Anna		HEM	DSQ	* 14.54	* 13.88		
	95		2002	U16	HAWES Isobel		NOR	DSQ	* 14.27	* 14.48		
	98		2005	U14	SCOTT-AMOS Beth		NOR	DSQ	* 15.84	* 16.02		
	99		2003	U16	COOMBES Olivia		WGC	DSQ	DSQ	* 17.78		

Did Not Start - Run-2 (2)

	89		2005	U14	KING Chloe		HEM	DNS	DNS	DNS		
	102		2005	U14	COMISKEY Myla		WGC	DNS	DNS	DNS		

Did Not Finish - Run-2 (1)

	76		2004	U14	JONES Charlotte		TAL	DNF	DNF	DNS		
--	----	--	------	-----	-----------------	---	-----	-----	-----	-----	--	--

Disqualified - Run-2 (2)

	96	23826	2004	U14	DRYER Amelie		SMK	* 14.35	DSQ	DNF		
	99		2003	U16	COOMBES Olivia		WGC	DSQ	DSQ	* 17.78		


Did Not Start - Run-3 (3)

	76		2004	U14	JONES Charlotte		TAL	DNF	DNF	DNS		
	89		2005	U14	KING Chloe		HEM	DNS	DNS	DNS		
	102		2005	U14	COMISKEY Myla		WGC	DNS	DNS	DNS		
















Did Not Finish - Run-3 (1)

	96	23826	2004	U14	DRYER Amelie		SMK	* 14.35	DSQ	DNF		
--	----	-------	------	-----	--------------	---	-----	---------	-----	-----	--	--

Disqualified - Run-3 (1)

	85		2000	U18	TOPPING Bethony		NOR	17.25	* 16.35	DSQ		
--	----	--	------	-----	-----------------	---	-----	-------	---------	-----	--	--

== ERSА Boys and Men ==

1	12	18810	1997	U21	(1) FENELEY Luke		NOR	* 10.16	10.61	* 10.55	<b>20.71</b>	
2	15	21723	2000	U18	(1) HOWE Charlie		NOR	* 10.58	10.76	* 10.91	<b>21.49</b>	0.78
3	11		1999	U21	(2) CHILDS Lewis		WGC	11.00	* 10.80	* 11.20	<b>22.00</b>	1.29
4	6	14899	1995	SM1	(1) MERCER Patrick		NOR	DSQ	* 11.00	* 11.28	<b>22.28</b>	1.57
5	8	20748	2003	U16	(1) DADE Tommy		NOR	11.27	* 11.27	* 11.09	<b>22.36</b>	1.65
6	1	23185	2000	U18	(2) STEWARD Oliver		NOR	11.44	* 11.27	* 11.39	<b>22.66</b>	1.95
7	14	20884	2003	U16	(2) THOMPSON Joseph		NOR	* 11.35	11.40	* 11.44	<b>22.79</b>	2.08
8	17	10596	1963	MA3	(1) BUNTON Paul		HEM	11.82	* 11.58	* 11.79	<b>23.37</b>	2.66
9	9	20184	2000	U18	(3) NEWTON William		HEM	* 11.92	11.93	* 11.58	<b>23.50</b>	2.79
10	47		1984	SM1	(2) GIBLING Lee		NOR	* 11.57	DSQ	* 11.95	<b>23.52</b>	2.81
11	55	21649	2005	U14	(1) BUNTON Ryan		HEM	11.80	* 11.74	* 11.83	<b>23.57</b>	2.86
12	4	13217	1968	MA2	(1) SHARP Anthony		HEM	12.08	* 11.96	* 11.66	<b>23.62</b>	2.91
13	13		2000	U18	(4) THOMPSON Connor		VIK	17.05	* 11.97	* 11.66	<b>23.63</b>	2.92
14	10	21194	2003	U16	(3) NEWTON Charlie		HEM	11.79	* 11.69	* 12.08	<b>23.77</b>	3.06
15	33		2002	U16	(4) CROUGHAN Ewan		NOR	12.07	* 11.58	* 12.32	<b>23.90</b>	3.19

## EASTERN REGION SNOWSPORTS ASSOCIATION 2017

## Welwyn "Team Evolution" Summer League

## Special Slalom - Female &amp; Male

## ERSA Summer League - Final Ranking

Rank	Bib.	RegNo	Year	Cat	(Rank) Name	====	Club	Run-1	Run-2	Run-3	Time	Gap
16	22		1999	U21	(3) HEARNEY Christopher		NOR	12.37	* 12.09	* 12.11	<b>24.20</b>	3.49
17	56	21604	2005	U14	(2) OGDEN Alex		NOR	12.68	* 11.80	* 12.47	<b>24.27</b>	3.56
18	36		2004	U14	(3) MARSH Joel		NOR	* 12.18	12.49	* 12.12	<b>24.30</b>	3.59
19	3	23349	2003	U16	(5) BUSHELL George		NOR	* 12.29	12.36	* 12.15	<b>24.44</b>	3.73
20	28		2001	U18	(5) REYNOLDS Joshua		NOR	12.47	* 12.10	* 12.38	<b>24.48</b>	3.77
21	16		2002	U16	(6) HIGGINS James		NOR	12.81	* 12.30	* 12.45	<b>24.75</b>	4.04
22	34		2000	U18	(6) BYE Matthew		VIK	12.51	* 12.40	* 12.53	<b>24.93</b>	4.22
23	25	20264	2003	U16	(7) REIDY Thomas		HEM	12.75	* 12.64	* 12.43	<b>25.07</b>	4.36
24	18		1964	MA3	(2) THOMSON Stewart		VIK	12.72	* 12.36	* 12.88	<b>25.24</b>	4.53
25	104		2002	U16	(8) HEYMOZ Daniel		WGC	12.87	* 12.54	* 12.75	<b>25.29</b>	4.58
26	21		2003	U16	(9) TURNER Alfie		HEM	* 12.43	DNF	* 12.87	<b>25.30</b>	4.59
27	26		1998	U21	(4) SYDER James		NOR	12.92	* 12.57	* 13.05	<b>25.62</b>	4.91
28	58		2004	U14	(4) SINCLAIR Charles		VIK	13.08	* 12.66	* 13.12	<b>25.78</b>	5.07
29	60	23354	2005	U14	(5) CHAUHAN Rohan		NOR	* 12.76	DSQ	* 13.19	<b>25.95</b>	5.24
30	23	18665	1967	MA2	(2) SYDER Mark		NOR	13.19	* 12.96	* 13.00	<b>25.96</b>	5.25
31	29		2003	U16	(10) MCANALLY Ewan		WGC	13.57	* 13.02	* 13.20	<b>26.22</b>	5.51
32	20		1998	U21	(5) LEVENE Harry		VIK	DSQ	* 13.24	* 13.13	<b>26.37</b>	5.66
33	35		2002	U16	(11) ROSE Tobias		NOR	13.45	* 13.24	* 13.55	<b>26.79</b>	6.08
34	24	10372	1959	MA3	(3) ANDERSON Christopher		VIK	13.67	* 13.42	* 13.48	<b>26.90</b>	6.19
34	2	19855	2002	U16	(12) BINGHAM Nicholas		ESX	DSQ	* 10.91	* 15.99	<b>26.90</b>	6.19
36	31		1967	MA2	(3) DURANT Jim		VIK	14.09	* 13.84	* 13.75	<b>27.59</b>	6.88
37	27		1967	MA2	(4) KING Alistair		HEM	14.44	* 13.70	* 13.93	<b>27.63</b>	6.92
38	49		2005	U14	(6) THOMSON Kai		VIK	DNF	* 14.43	* 13.57	<b>28.00</b>	7.29
39	40		1960	MA3	(4) CAMPBELL Stephen		WGC	14.16	* 13.98	* 14.23	<b>28.21</b>	7.50
40	51		2005	U14	(7) SHELLY Jack		VIK	* 14.17	DNF	* 14.35	<b>28.52</b>	7.81
41	52		1971	MA2	(5) WOODHOUSE Jamie		HEM	15.54	* 14.79	* 14.68	<b>29.47</b>	8.76
42	41		2004	U14	(8) DAVIES Ben		NOR	DSQ	* 15.12	* 14.62	<b>29.74</b>	9.03
43	46		1973	MA2	(6) GRIMES Daniel		VIK	DNF	* 15.44	* 14.42	<b>29.86</b>	9.15
44	37		1955	MA4	(1) DANBURY Mike		WGC	15.50	* 14.67	* 15.53	<b>30.20</b>	9.49
45	59		1971	MA2	(7) KINGE Blane		NOR	DSQ	* 15.63	* 14.96	<b>30.59</b>	9.88
46	57		1973	MA2	(8) WOOD Andy		VIK	17.21	* 16.08	* 15.57	<b>31.65</b>	10.94
47	50		2001	U18	(7) PYALL James		VIK	15.70	* 15.64	* 16.20	<b>31.84</b>	11.13
48	45		2005	U14	(9) SHARMAN Hugo		HEM	16.16	* 16.10	* 15.79	<b>31.89</b>	11.18
49	42		1966	MA3	(5) FRANCIS Carl		VIK	16.44	* 15.97	* 16.29	<b>32.26</b>	11.55
50	43		1951	MA4	(2) COOPER Douglas		NOR	16.56	* 16.43	* 16.65	<b>33.08</b>	12.37
51	53		1972	MA2	(9) LINCOLN Piers		NOR	DNF	* 17.29	* 15.90	<b>33.19</b>	12.48
52	44		1946	MA4	(3) COOPER Ron		NOR	* 16.97	17.03	* 16.45	<b>33.42</b>	12.71

## Did Not Start - Run-1 (3)

7	20550	1962	MA3	OLIVER Mark		HEM	DNS	DNS	DNS
30	22138	1987	SM1	BELLAMY Edward		NOR	DNS	DNS	DNS
38		1956	MA4	BRADLEY Stephen		HEM	DNS	DNS	DNS

## Did Not Finish - Run-1 (4)

46		1973	MA2	GRIMES Daniel		VIK	DNF	* 15.44	* 14.42
48		2001	U18	MUNTON Joshua		TAL	DNF	DNF	DNS
49		2005	U14	THOMSON Kai		VIK	DNF	* 14.43	* 13.57
53		1972	MA2	LINCOLN Piers		NOR	DNF	* 17.29	* 15.90

## Disqualified - Run-1 (5)

2	19855	2002	U16	BINGHAM Nicholas		ESX	DSQ	* 10.91	* 15.99
6	14899	1995	SM1	MERCER Patrick		NOR	DSQ	* 11.00	* 11.28
20		1998	U21	LEVENE Harry		VIK	DSQ	* 13.24	* 13.13
41		2004	U14	DAVIES Ben		NOR	DSQ	* 15.12	* 14.62
59		1971	MA2	KINGE Blane		NOR	DSQ	* 15.63	* 14.96

## EASTERN REGION SNOWSPORTS ASSOCIATION 2017

## Welwyn "Team Evolution" Summer League

## Special Slalom - Female &amp; Male


## ERSA Summer League - Final Ranking

Rank	Bib.	RegNo	Year	Cat	(Rank) Name	====	Club	Run-1	Run-2	Run-3	Time	Gap
------	------	-------	------	-----	-------------	------	------	-------	-------	-------	------	-----

## Did Not Start - Run-2 (3)

7	20550	1962	MA3	<b>OLIVER Mark</b>		HEM	DNS	DNS	DNS			
30	22138	1987	SM1	<b>BELLAMY Edward</b>		NOR	DNS	DNS	DNS			
38		1956	MA4	<b>BRADLEY Stephen</b>		HEM	DNS	DNS	DNS			





## Did Not Finish - Run-2 (3)

21		2003	U16	<b>TURNER Alfie</b>		HEM	* 12.43	DNF	* 12.87			
48		2001	U18	<b>MUNTON Joshua</b>		TAL	DNF	DNF	DNS			
51		2005	U14	<b>SHELLY Jack</b>		VIK	* 14.17	DNF	* 14.35			


## Disqualified - Run-2 (2)

47		1984	SM1	<b>GIBLING Lee</b>		NOR	* 11.57	DSQ	* 11.95			
60	23354	2005	U14	<b>CHAUHAN Rohan</b>		NOR	* 12.76	DSQ	* 13.19			





## Did Not Start - Run-3 (4)

7	20550	1962	MA3	<b>OLIVER Mark</b>		HEM	DNS	DNS	DNS			
30	22138	1987	SM1	<b>BELLAMY Edward</b>		NOR	DNS	DNS	DNS			
38		1956	MA4	<b>BRADLEY Stephen</b>		HEM	DNS	DNS	DNS			
48		2001	U18	<b>MUNTON Joshua</b>		TAL	DNF	DNF	DNS			

## Did Not Finish - Run-3 (1)

39		2003	U16	<b>ALGER James</b>		NOR	13.28	* 13.16	DNF			
----	--	------	-----	--------------------	---	-----	-------	---------	-----	--	--	--

## Disqualified - Run-3 (4)

5	2002	U16	<b>GOMEZ CLARKE Jamie</b>		NOR	* 11.48	11.74	DSQ				
19	1966	MA3	<b>HOLMES Peter</b>		NOR	* 12.57	12.75	DSQ				
32	1966	MA3	<b>GARRETT Mike</b>		NOR	14.22	* 13.50	DSQ				
54	2002	U16	<b>RYAN Stratford</b>		HEM	12.91	* 12.81	DSQ				