

EASTERN REGION SNOWSPORTS ASSOCIATION 2017

Vikings "Team Evolution" Summer League

Special Slalom - Boys & Girls (U12's)

ERSA Summer League - Final Ranking



Rank	Bib.	RegNo	Year	Cat	(Rank) Name	====	Club	Run 1	Run 2	Run 3	Time	Gap
------	------	-------	------	-----	-------------	------	------	-------	-------	-------	------	-----

=== ERS Under 08 Girls===

1	47		2010	U08	(1) TOMS Juliette		ESX	* 20.62	* 21.34	21.93	41.96	
2	48		2012	U08	(2) ANDERSON Esme		VIK	37.21	* 28.85	* 29.64	58.49	16.53
3	49		2011	U08	(3) GRIMES Roberta		VIK	38.26	* 36.83	* 31.22	1:08.05	26.09

=== ERS Under 08 Boys ===

1	15		2010	U08	(1) AMOS Brody		ESX	18.81	* 16.92	* 16.81	33.73	
---	----	--	------	-----	----------------	---	-----	-------	---------	---------	--------------	--

=== ERS Under 10 Girls ===

1	36		2008	U10	(1) JELPIDIFOROVA Valeria		ESX	17.04	* 16.44	* 16.45	32.89	
2	44	23666	2008	U10	(2) HOWESON Lucy		HEM	* 16.57	16.92	* 16.89	33.46	0.57
3	31		2008	U10	(3) AMOS Lilly-Ella		ESX	17.52	* 17.28	* 17.27	34.55	1.66
4	39	23258	2008	U10	(4) BUNTON Aimee		HEM	18.01	* 17.91	* 17.19	35.10	2.21
5	32		2009	U10	(5) WELSH Madeleine		VIK	* 18.04	18.19	* 17.83	35.87	2.98
6	33	23929	2009	U10	(6) MAGNANI Emily		HEM	* 19.00	* 18.44	19.05	37.44	4.55
7	34		2008	U10	(7) SELF Neve		NOR	* 21.78	22.30	* 21.74	43.52	10.63
8	51		2008	U10	(8) SHELLY Nina		VIK	23.41	* 22.69	* 22.01	44.70	11.81

=== ERS Under 10 Boys ===

1	17	23342	2008	U10	(1) ELLIFF Rafe		VIK	18.66	* 17.82	* 17.72	35.54	
2	12		2009	U10	(2) BLACKWELL Jasper		TAL	* 18.01	* 18.14	18.20	36.15	0.61
3	18		2009	U10	(3) GRIMES Myles		VIK	* 18.56	18.75	* 17.99	36.55	1.01
4	26		2008	U10	(4) NA NAKHORN Arthur		VIK	* 19.13	* 18.62	19.14	37.75	2.21
5	19		2008	U10	(5) HALLIDAY Thomas		NOR	19.46	* 19.29	* 19.21	38.50	2.96
6	24		2008	U10	(6) BARTLETT Tom		NOR	* 19.96	20.46	* 20.31	40.27	4.73
7	22		2009	U10	(7) HIBBLE Benji		VIK	* 21.14	* 21.33	21.55	42.47	6.93
8	25		2009	U10	(8) SHELLEY Jake		VIK	22.35	* 22.11	* 22.09	44.20	8.66

Did Not Start - Run 1 (1)

	21		2009	U10	BRADY Aran		HEM	DNS	DNS	DNS		
--	----	--	------	-----	------------	---	-----	-----	-----	-----	--	--

Did Not Start - Run 2 (1)

	21		2009	U10	BRADY Aran		HEM	DNS	DNS	DNS		
--	----	--	------	-----	------------	---	-----	-----	-----	-----	--	--

EASTERN REGION SNOWSPORTS ASSOCIATION 2017

Vikings "Team Evolution" Summer League

Special Slalom - Boys & Girls (U12's)










ERSA Summer League - Final Ranking

Rank	Bib.	RegNo	Year	Cat	(Rank) Name	====	Club	Run 1	Run 2	Run 3	Time	Gap
------	------	-------	------	-----	-------------	------	------	-------	-------	-------	------	-----




Did Not Start - Run 3 (1)

	21		2009	U10	BRADY Aran		HEM	DNS	DNS	DNS		
--	----	--	------	-----	------------	---	-----	-----	-----	-----	--	--

=== ERSA Under 12 Girls ===

1	38	22938	2006	U12	(1) HOWESON Olivia		HEM	* 15.51	15.53	* 14.97	30.48	
2	42	22930	2006	U12	(2) BLACKWELL Lucy		TAL	* 15.84	* 15.60	15.89	31.44	0.96
3	35		2007	U12	(3) BUSHELL Grace		NOR	16.35	* 15.83	* 15.84	31.67	1.19
4	41		2006	U12	(4) VENABLES Phoebe		VIK	* 16.09	* 15.76	16.18	31.85	1.37
5	45		2007	U12	(5) SARKAR Anna		ESX	DSQ	* 17.73	* 17.54	35.27	4.79
6	37		2007	U12	(6) KITCHING Martha		VIK	20.14	* 19.99	* 19.44	39.43	8.95
7	53		2007	U12	(7) KING Jessica		VIK	20.14	* 19.97	* 19.70	39.67	9.19
8	52		2007	U12	(8) LINCOLN Imogen		NOR	* 20.12	* 20.29	20.41	40.41	9.93
9	50		2007	U12	(9) GIBBS Heidi		NOR	21.25	* 21.07	* 20.39	41.46	10.98




Did Not Start - Run 1 (3)

	40		2007	U12	COZENS Zoe		NOR	DNS	DNS	DNS		
	43		2007	U12	WINSER Gretchen		VIK	DNS	DNS	DNS		
	46		2006	U12	BRADY Anais		HEM	DNS	DNS	DNS		



Disqualified - Run 1 (1)

	45		2007	U12	SARKAR Anna		ESX	DSQ	* 17.73	* 17.54		
--	----	--	------	-----	-------------	---	-----	-----	---------	---------	--	--

Did Not Start - Run 2 (3)

	40		2007	U12	COZENS Zoe		NOR	DNS	DNS	DNS		
	43		2007	U12	WINSER Gretchen		VIK	DNS	DNS	DNS		
	46		2006	U12	BRADY Anais		HEM	DNS	DNS	DNS		

Did Not Start - Run 3 (3)

	40		2007	U12	COZENS Zoe		NOR	DNS	DNS	DNS		
	43		2007	U12	WINSER Gretchen		VIK	DNS	DNS	DNS		
	46		2006	U12	BRADY Anais		HEM	DNS	DNS	DNS		

=== ERSA Under 12 Boys ===

1	7	22059	2006	U12	(1) DADE Jake		NOR	* 14.27	14.37	* 14.24	28.51	
2	1		2006	U12	(2) HADINGHAM Alex		NOR	* 14.88	* 14.76	14.98	29.64	1.13
3	9	23557	2007	U12	(3) MITCHELL Kieran		NOR	* 15.52	DSQ	* 15.48	31.00	2.49
4	10		2007	U12	(4) SMITH Bradley		VIK	* 15.77	15.78	* 15.58	31.35	2.84
5	11		2006	U12	(5) SMITH Ben		VIK	* 15.72	15.83	* 15.65	31.37	2.86
6	6		2006	U12	(6) JELPIDIFOROVA Eric		ESX	DSQ	* 15.84	* 16.13	31.97	3.46
7	4		2007	U12	(7) TOMS Harry		ESX	16.28	* 16.19	* 16.11	32.30	3.79
8	8		2007	U12	(8) SEWELL Bertie		NOR	* 16.17	* 16.21	16.37	32.38	3.87
9	5		2007	U12	(9) ENGLAND Alfie		ESX	16.55	* 16.26	* 16.14	32.40	3.89
10	14		2007	U12	(10) WOOD George		VIK	* 16.45	* 16.56	17.35	33.01	4.50
11	3		2006	U12	(11) PENNECK Alexander		ESX	* 16.72	16.98	* 16.82	33.54	5.03
12	16		2007	U12	(12) FRANCIS Jude		VIK	18.25	* 17.49	* 17.40	34.89	6.38
13	20		2006	U12	(13) BROWNE Freddie		NOR	18.05	* 17.92	* 17.24	35.16	6.65
14	23		2006	U12	(14) REVELL Roman		VIK	* 19.08	19.50	* 18.79	37.87	9.36

Did Not Start - Run 1 (2)


	2		2006	U12	COZENS Samual		NOR	DNS	DNS	DNS		
--	---	--	------	-----	---------------	---	-----	-----	-----	-----	--	--

EASTERN REGION SNOWSPORTS ASSOCIATION 2017

Vikings "Team Evolution" Summer League

Special Slalom - Boys & Girls (U12's)

ERSA Summer League - Final Ranking

Rank	Bib.	RegNo	Year	Cat	(Rank) Name	====	Club	Run 1	Run 2	Run 3	Time	Gap
	13		2006	U12	PHILLIPS Daniel		WGC	DNS	DNS	DNS		

Disqualified - Run 1 (1)

	6		2006	U12	JELPIDIFOROVA Eric		ESX	DSQ	* 15.84	* 16.13		
--	---	--	------	-----	--------------------	---	-----	-----	---------	---------	--	--

Did Not Start - Run 2 (2)

	2		2006	U12	COZENS Samuel		NOR	DNS	DNS	DNS		
	13		2006	U12	PHILLIPS Daniel		WGC	DNS	DNS	DNS		

Disqualified - Run 2 (1)

	9	23557	2007	U12	MITCHELL Kieran		NOR	* 15.52	DSQ	* 15.48		
--	---	-------	------	-----	-----------------	---	-----	---------	-----	---------	--	--

Did Not Start - Run 3 (2)

	2		2006	U12	COZENS Samuel		NOR	DNS	DNS	DNS		
	13		2006	U12	PHILLIPS Daniel		WGC	DNS	DNS	DNS		

EASTERN REGION SNOWSPORTS ASSOCIATION 2017

Vikings "Team Evolution" Summer League

Special Slalom - Female and Male

ERSA Summer League - Final Ranking



Rank	Bib.	RegNo	Year	Cat	(Rank) Name	====	Club	Run 1	Run 2	Run 3	Time	Gap
=== ERS Under 14 Girls ===												
1	83	22122	2005	U14	(1) THOMPSON Niamh		TSN	16.00	* 15.34	* 15.85	31.19	
2	77		2004	U14	(2) VENABLES Felicity		VIK	16.23	* 15.81	* 15.90	31.71	0.52
3	90	24065	2005	U14	(3) LINCOLN Isabel		NOR	16.65	* 16.23	* 16.25	32.48	1.29
4	94	24069	2005	U14	(4) SCOTT-AMOS Beth		NOR	18.38	* 17.52	* 17.44	34.96	3.77
5	93		2004	U14	(5) WOOD Caitlin		VIK	17.88	* 17.85	* 17.54	35.39	4.20
6	99		2004	U14	(6) GLADIN Amber		HEM	19.94	* 19.12	* 19.07	38.19	7.00
7	102		2004	U14	(7) MERRIGAN Elizabeth		VIK	* 19.36	19.43	* 19.49	38.85	7.66
8	95	23389	2005	U14	(8) SAUNDERS Mackenzi		VIK	20.66	* 19.74	* 19.30	39.04	7.85
9	100		2005	U14	(9) KING Chloe		HEM	* 20.05	20.44	* 19.28	39.33	8.14
10	106		2005	U14	(10) COMISKEY Myla		WGC	22.50	* 21.76	* 20.88	42.64	11.45

Did Not Start - Run 1 (2)

103	23826	2004	U14	DRYER Amelie		SMK	DNS	DNS	DNS		
104		2004	U14	RANKIN Grace		VIK	DNS	DNS	DNS		

Did Not Start - Run 2 (2)

103	23826	2004	U14	DRYER Amelie		SMK	DNS	DNS	DNS		
104		2004	U14	RANKIN Grace		VIK	DNS	DNS	DNS		

Did Not Start - Run 3 (2)

103	23826	2004	U14	DRYER Amelie		SMK	DNS	DNS	DNS		
104		2004	U14	RANKIN Grace		VIK	DNS	DNS	DNS		

=== ERS Under 14 Boys ===

1	18	21604	2005	U14	(1) OGDEN Alex		NOR	14.60	* 14.44	* 14.52	28.96	
2	6	21649	2005	U14	(2) BUNTON Ryan		HEM	DNF	* 14.67	* 14.45	29.12	0.16
3	28	22087	2005	U14	(3) PARKER Travis		NOR	* 14.69	15.00	* 15.13	29.82	0.86
4	27		2004	U14	(4) MARSH Joel		NOR	15.72	* 15.69	* 15.36	31.05	2.09
5	35		2004	U14	(5) ALI Dylan		VIK	* 16.40	16.65	* 16.43	32.83	3.87
6	40		2004	U14	(6) DAVIES Ben		NOR	DNF	* 17.12	* 16.67	33.79	4.83
7	38		2005	U14	(7) SHELLEY Jack		VIK	16.93	* 16.92	* 16.93	33.85	4.89
8	55		2005	U14	(8) TEMPLE Freddy		NOR	18.06	* 17.31	* 16.93	34.24	5.28
9	41		2005	U14	(9) THOMSON Kai		VIK	17.87	* 17.46	* 17.78	35.24	6.28
10	34		2004	U14	(10) FISHER Edward		ESX	DSQ	* 16.55	* 18.79	35.34	6.38
11	51		2005	U14	(11) PARTLETT-HULSTROM Albie		VIK	* 17.53	17.93	* 17.88	35.41	6.45
12	56		2005	U14	(12) MONTGOMERY Freddie		NOR	* 17.75	18.22	* 17.67	35.42	6.46
13	44		2004	U14	(13) FULCHER Lewis		VIK	18.21	* 18.18	* 18.26	36.44	7.48
14	60	23247	2005	U14	(14) WARNE Ben		HEM	DSQ	* 18.18	* 18.59	36.77	7.81

EASTERN REGION SNOWSPORTS ASSOCIATION 2017

Vikings "Team Evolution" Summer League

Special Slalom - Female and Male

ERSA Summer League - Final Ranking

Rank	Bib.	RegNo	Year	Cat	(Rank) Name	====	Club	Run 1	Run 2	Run 3	Time	Gap
15	62		2005	U14	(15) PAGE-BROWNE Adam		WGC	18.96	* 18.67	* 19.05	37.72	8.76

Did Not Start - Run 1 (2)

42			2004	U14	HALLIDAY Ben		NOR	DNS	DNS	DNS		
45			2004	U14	MUNDY Jack		ESX	DNS	DNS	DNS		

Did Not Finish - Run 1 (2)

6	21649		2005	U14	BUNTON Ryan		HEM	DNF	* 14.67	* 14.45		
40			2004	U14	DAVIES Ben		NOR	DNF	* 17.12	* 16.67		

Disqualified - Run 1 (2)

34			2004	U14	FISHER Edward		ESX	DSQ	* 16.55	* 18.79		
60	23247		2005	U14	WARNE Ben		HEM	DSQ	* 18.18	* 18.59		





Did Not Start - Run 2 (2)

42			2004	U14	HALLIDAY Ben		NOR	DNS	DNS	DNS		
45			2004	U14	MUNDY Jack		ESX	DNS	DNS	DNS		

Did Not Start - Run 3 (2)

42			2004	U14	HALLIDAY Ben		NOR	DNS	DNS	DNS		
45			2004	U14	MUNDY Jack		ESX	DNS	DNS	DNS		

==== ERSA Under 16 Girls ====

1	84	22515	2003	U16	(1) SHELLEY Annie		VIK	15.24	* 14.96	* 14.96	29.92	
2	79	22179	2003	U16	(2) HOLMES Abby		NOR	15.39	* 15.13	* 14.95	30.08	0.16
3	72	23246	2003	U16	(3) WARNE Charlotte		HEM	15.81	* 15.47	* 15.01	30.48	0.56
4	76	23800	2002	U16	(4) SHELLEY Madeline		VIK	15.79	* 15.65	* 15.69	31.34	1.42
5	78	22983	2002	U16	(5) BLYTH Helena		HEM	17.13	* 16.49	* 16.16	32.65	2.73
6	86		2002	U16	(6) HAWES Isobel		NOR	* 16.52	DNF	* 16.64	33.16	3.24
7	88		2003	U16	(7) WEST Sophie		VIK	* 17.32	17.54	* 17.18	34.50	4.58
8	91		2002	U16	(8) GOMEZ CLARKE Anna		NOR	18.00	* 17.65	* 17.31	34.96	5.04
9	92		2003	U16	(9) GROSE Elise		NOR	18.22	* 17.90	* 18.22	36.12	6.20
10	98		2002	U16	(10) POUNDALL Anya		NOR	20.14	* 19.62	* 19.01	38.63	8.71
11	96		2003	U16	(11) CUTHBERT Tia		VIK	20.35	* 20.11	* 20.06	40.17	10.25
12	105		2003	U16	(12) COOMBES Olivia		WGC	20.83	* 20.66	* 20.17	40.83	10.91

Did Not Start - Run 1 (1)

81	21017		2003	U16	ELLIFF Alexa		VIK	DNS	DNS	DNS		
----	-------	--	------	-----	--------------	---	-----	-----	-----	-----	--	--

Did Not Start - Run 2 (1)

81	21017		2003	U16	ELLIFF Alexa		VIK	DNS	DNS	DNS		
----	-------	--	------	-----	--------------	---	-----	-----	-----	-----	--	--

Did Not Finish - Run 2 (1)

86			2002	U16	HAWES Isobel		NOR	* 16.52	DNF	* 16.64		
----	--	--	------	-----	--------------	---	-----	---------	-----	---------	--	--

Did Not Start - Run 3 (1)

81	21017		2003	U16	ELLIFF Alexa		VIK	DNS	DNS	DNS		
----	-------	--	------	-----	--------------	---	-----	-----	-----	-----	--	--

Did Not Finish - Run 3 (1)


85			2003	U16	FRANCIS Mia		VIK	16.39	* 16.36	DNF		
----	--	--	------	-----	-------------	---	-----	-------	---------	-----	--	--

EASTERN REGION SNOWSPORTS ASSOCIATION 2017

Vikings "Team Evolution" Summer League

Special Slalom - Female and Male

ERSA Summer League - Final Ranking

Rank	Bib.	RegNo	Year	Cat	(Rank) Name	====	Club	Run 1	Run 2	Run 3	Time	Gap
=== ERSA Under 16 Boys ===												
1	1	20884	2003	U16	(1) THOMPSON Joseph		NOR	* 13.27	13.65	* 13.40	26.67	
2	9	20748	2003	U16	(2) DADE Tommy		NOR	* 13.85	13.92	* 13.78	27.63	0.96
3	61	19855	2002	U16	(3) BINGHAM Nicholas		ESX	14.04	* 13.98	* 13.90	27.88	1.21
4	7	23350	2002	U16	(4) GOMEZ CLARKE Jamie		NOR	* 14.07	34.53	* 14.22	28.29	1.62
5	17		2002	U16	(5) CROUGHAN Ewan		NOR	* 14.28	14.46	* 14.20	28.48	1.81
6	12	23349	2003	U16	(6) BUSHELL George		NOR	14.73	* 14.73	* 14.36	29.09	2.42
7	8	21194	2003	U16	(7) NEWTON Charlie		HEM	* 14.70	15.20	* 15.02	29.72	3.05
8	16		2002	U16	(8) HIGGINS James		NOR	15.37	* 15.24	* 15.06	30.30	3.63
9	25	20264	2003	U16	(9) REIDY Thomas		HEM	* 15.68	15.75	* 15.85	31.53	4.86
10	36		2003	U16	(10) ALGER James		NOR	16.09	* 16.07	* 16.24	32.31	5.64
11	33		2002	U16	(11) ROSE Tobias		NOR	* 16.35	16.78	* 16.41	32.76	6.09
12	22		2003	U16	(12) TURNER Alfie		HEM	DNF	* 17.66	* 33.80	51.46	24.79

Did Not Start - Run 1 (1)

29		2003	U16	SEWELL Sebastian		NOR	DNF	DNF	DNF			
----	--	------	-----	------------------	---	-----	-----	-----	-----	--	--	--

Did Not Finish - Run 1 (1)

22		2003	U16	TURNER Alfie		HEM	DNF	* 17.66	* 33.80			
----	--	------	-----	--------------	---	-----	-----	---------	---------	--	--	--





Did Not Start - Run 2 (1)

29		2003	U16	SEWELL Sebastian		NOR	DNF	DNF	DNF			
----	--	------	-----	------------------	---	-----	-----	-----	-----	--	--	--

Did Not Start - Run 3 (1)

29		2003	U16	SEWELL Sebastian		NOR	DNF	DNF	DNF			
----	--	------	-----	------------------	---	-----	-----	-----	-----	--	--	--

=== ERSA Under 18 Ladies ===

1	80	20337	2001	U18	(1) SKIPPER Megan		NOR	13.72	* 13.71	* 13.97	27.68	
2	75	20339	2000	U18	(2) BURROUGHS Hannah		NOR	* 14.05	14.22	* 14.22	28.27	0.59
3	87		2001	U18	(3) HACKETT Layla		VIK	16.36	* 16.19	* 15.64	31.83	4.15
4	89		2001	U18	(4) BYE Katherine		VIK	16.90	* 16.87	* 16.84	33.71	6.03
5	97		2001	U18	(5) ELPHICK Isabel		ESX	19.57	* 19.43	* 19.70	39.13	11.45

=== ERSA Under 18 Men ===

1	5	21723	2000	U18	(1) HOWE Charlie		NOR	* 13.08	13.49	* 13.29	26.37	
2	4		2000	U18	(2) THOMPSON Connor		VIK	13.84	* 13.78	* 14.06	27.84	1.47
3	15	23185	2000	U18	(3) STEWARD Oliver		NOR	13.97	* 13.95	* 14.08	28.03	1.66
4	14	20184	2000	U18	(4) NEWTON William		HEM	14.38	* 14.14	* 14.13	28.27	1.90
5	31		2000	U18	(5) BYE Matthew		VIK	15.40	* 15.34	* 15.20	30.54	4.17
6	53		2001	U18	(6) PYALL James		VIK	19.12	* 18.47	* 18.48	36.95	10.58
7	43		2001	U18	(7) NORMAN Oliver		VIK	16.47	* 16.27	* 25.84	42.11	15.74

Did Not Start - Run 1 (1)

57		2001	U18	MUNTON Joshua		TAL	DNF	DNF	DNF			
----	--	------	-----	---------------	---	-----	-----	-----	-----	--	--	--

Did Not Start - Run 2 (1)

57		2001	U18	MUNTON Joshua		TAL	DNF	DNF	DNF			
----	--	------	-----	---------------	---	-----	-----	-----	-----	--	--	--

EASTERN REGION SNOWSPORTS ASSOCIATION 2017

Vikings "Team Evolution" Summer League

Special Slalom - Female and Male

ERSA Summer League - Final Ranking

Rank	Bib.	RegNo	Year	Cat	(Rank) Name	====	Club	Run 1	Run 2	Run 3	Time	Gap
------	------	-------	------	-----	-------------	------	------	-------	-------	-------	------	-----

Did Not Start - Run 3 (1)

	57		2001	U18	MUNTON Joshua		TAL	DNS	DNS	DNS		
--	----	--	------	-----	---------------	---	-----	-----	-----	-----	--	--

=== ERSA Under 21 Ladies ===

1	82	22943	1999	U21	(1) BLYTH Charlotte		HEM	* 15.31	15.35	* 15.27	30.58	
---	----	-------	------	-----	---------------------	---	-----	---------	-------	---------	--------------	--

=== ERSA Under 21 Men ===

1	3	21742	1998	U21	(1) SEWELL Logan		NOR	* 12.74	DNF	* 13.15	25.89	
2	13	18810	1997	U21	(2) FENELEY Luke		NOR	* 13.01	13.38	* 13.17	26.18	0.29
3	21		1998	U21	(3) LEVENE Harry		VIK	* 14.98	15.15	* 15.04	30.02	4.13
4	26		1998	U21	(4) SYDER James		NOR	15.48	* 15.34	* 15.22	30.56	4.67

Did Not Start - Run 1 (1)

	58	21189	1998	U21	BIGGS Saul		AMB	DNS	DNS	DNS		
--	----	-------	------	-----	------------	---	-----	-----	-----	-----	--	--

Did Not Start - Run 2 (1)

	58	21189	1998	U21	BIGGS Saul		AMB	DNS	DNS	DNS		
--	----	-------	------	-----	------------	--	-----	-----	-----	-----	--	--

Did Not Finish - Run 2 (1)

	3	21742	1998	U21	SEWELL Logan		NOR	* 12.74	DNF	* 13.15		
--	---	-------	------	-----	--------------	---	-----	---------	-----	---------	--	--

Did Not Start - Run 3 (1)

	58	21189	1998	U21	BIGGS Saul		AMB	DNS	DNS	DNS		
--	----	-------	------	-----	------------	---	-----	-----	-----	-----	--	--

=== ERSA Senior/Masters 1 Ladies ===

1	74		1992	SM1	(1) BOWEN Catriona		NOR	* 16.40	16.42	* 15.90	32.30	
---	----	--	------	-----	--------------------	---	-----	---------	-------	---------	--------------	--

=== ERSA Senior/Masters 1 Men ===

1	11		1996	SM1	(1) REEDER James		VIK	* 14.46	14.47	* 14.00	28.46	
2	30	19696	1996	SM1	(2) CUTHBERT Daryl		VIK	* 17.12	17.24	* 16.71	33.83	5.37

=== ERSA Masters 2 Ladies ===

1	73		1970	MA2	(1) ANDERSON Beverley		VIK	15.95	* 15.84	* 15.58	31.42	
2	71	20742	1971	MA2	(2) SAMPSON Melissa		NOR	16.56	* 16.35	* 16.45	32.80	1.38
3	101		1974	MA2	(3) GRIMES Nicola		VIK	20.98	* 20.10	* 19.82	39.92	8.50

=== ERSA Masters 2 Men ===





1	2	13217	1968	MA2	(1) SHARP Anthony		HEM	* 15.05	15.31	* 14.75	29.80	
2	23	18665	1967	MA2	(2) SYDER Mark		NOR	15.30	* 15.22	* 15.19	30.41	0.61
3	37		1977	MA2	(3) AMOS Martyn		ESX	17.84	* 17.39	* 17.15	34.54	4.74

EASTERN REGION SNOWSPORTS ASSOCIATION 2017

Vikings "Team Evolution" Summer League

Special Slalom - Female and Male

ERSA Summer League - Final Ranking

Rank	Bib.	RegNo	Year	Cat	(Rank) Name	====	Club	Run 1	Run 2	Run 3	Time	Gap
4	46		1973	MA2	(4) GRIMES Daniel		VIK	17.41	* 17.35	* 17.58	34.93	5.13
5	49		1973	MA2	(5) WOOD Andy		VIK	19.23	* 17.67	* 17.75	35.42	5.62
6	48		1970	MA2	(6) FISHER James		ESX	19.38	* 18.17	* 18.46	36.63	6.83
7	54	21942	1972	MA2	(7) LINCOLN Piers		NOR	20.88	* 20.15	* 19.98	40.13	10.33

Did Not Finish - Run 3 (1)

	59		1968	MA2	BARTLETT James		NOR	19.33	* 18.19	DNF		
--	----	--	------	-----	----------------	---	-----	-------	---------	-----	--	--

=== ERSA Masters 3 Men ===

1	10	10596	1963	MA3	(1) BUNTON Paul		HEM	15.03	* 14.71	* 14.67	29.38	
2	19		1964	MA3	(2) THOMSON Stewart		VIK	15.16	* 14.81	* 15.28	30.09	0.71
3	20		1966	MA3	(3) HOLMES Peter		NOR	* 15.41	15.54	* 15.27	30.68	1.30
4	24	10372	1959	MA3	(4) ANDERSON Christopher		VIK	16.65	* 16.07	* 15.95	32.02	2.64
5	32		1966	MA3	(5) GARRETT Mike		NOR	* 17.54	17.60	* 17.35	34.89	5.51
6	47		1966	MA3	(6) FRANCIS Carl		VIK	19.52	* 19.28	* 20.48	39.76	10.38

=== ERSA Masters 4 Men ===

1	39		1955	MA4	(1) DANBURY Mike		WGC	18.71	* 18.38	* 17.87	36.25	
2	50		1951	MA4	(2) COOPER Douglas		NOR	* 19.87	19.90	* 19.67	39.54	3.29
3	52		1946	MA4	(3) COOPER Ron		NOR	20.48	* 20.21	* 19.95	40.16	3.91