

EASTERN REGION SNOWSPORTS ASSOCIATION 2017

#ThatsTheERSAWay

Norfolk "Team Evolution" Summer League

Special Slalom - Girls & Boys - Under 12's

ERSA Summer League - Final Ranking

Rank	Bib.	RegNo	Year	Cat	(Rank Name	====	Club	Run-1	Run-2	Run-3	Time	Gap
------	------	-------	------	-----	------------	------	------	-------	-------	-------	------	-----

=== ERSA Under 08 Girls ===

1	60	2010	U08	(1)	TOMS Juliette		ESX	* 23.45	24.49	* 23.73	47.18	
2	65	2011	U08	(2)	GRIMES Roberta		VIK	* 31.86	32.39	* 31.49	1:03.35	16.17
3	64	2012	U08	(3)	ANDERSON Esme		VIK	* 32.17	* 32.49	34.84	1:04.66	17.48

=== ERSA Under 08 Boys ===

1	18	2010	U08	(1)	KINGE Jacob		NOR	* 18.94	* 19.14	19.33	38.08	
2	10	2010	U08	(2)	AMOS Brody		ESX	20.17	* 19.68	* 18.60	38.28	0.20
3	23	2010	U08	(3)	LAST William		NOR	20.63	* 20.47	* 20.53	41.00	2.92

=== ERSA Under 10 Girls ===

1	50	23258	2008	U10	(1)	BUNTON Aimee		HEM	18.34	* 18.31	* 18.13	36.44	
2	44	2008	U10	(2)	JELPIDIFOROVA Valeria		ESX	* 18.54	18.84	* 18.08	36.62	0.18	
3	41	23666	2008	U10	(3)	HOWESON Lucy		HEM	19.38	* 18.71	* 18.50	37.21	0.77
4	55	2008	U10	(4)	AMOS Lilly-Ella		ESX	19.01	* 18.73	* 18.94	37.67	1.23	
5	42	2009	U10	(5)	WELSH Madeleine		VIK	* 20.07	* 19.98	20.24	40.05	3.61	
6	61	2008	U10	(6)	SELF Neve		NOR	* 23.63	24.43	* 24.32	47.95	11.51	
7	62	2008	U10	(7)	SHELLY Nina		VIK	* 25.63	26.46	* 25.87	51.50	15.06	

Did Not Start - Run-1 (2)

46	24022	2009	U10	SADLER Isabel		HEM	DNS	DNS	DNS			
56	23929	2009	U10	MAGNANI Emily		HEM	DNS	DNS	DNS			



Did Not Start - Run-2 (2)

46	24022	2009	U10	SADLER Isabel		HEM	DNS	DNS	DNS			
56	23929	2009	U10	MAGNANI Emily		HEM	DNS	DNS	DNS			

Did Not Start - Run-3 (2)

46	24022	2009	U10	SADLER Isabel		HEM	DNS	DNS	DNS			
56	23929	2009	U10	MAGNANI Emily		HEM	DNS	DNS	DNS			

=== ERSA Under 10 Boys ===








1	12	2009	U10	(1)	BLACKWELL Jasper		TAL	18.63	* 18.53	* 18.48	37.01	
2	16	2009	U10	(2)	HARTNELL Sonny		NOR	19.95	* 19.82	* 19.11	38.93	1.92

EASTERN REGION SNOWSPORTS ASSOCIATION 2017

Norfolk "Team Evolution" Summer League

Special Slalom - Girls & Boys - Under 12's













ERSA Summer League - Final Ranking

Rank	Bib.	RegNo	Year	Cat	(Rank Name	====	Club	Run-1	Run-2	Run-3	Time	Gap
3	17		2009	U10	(3) GRIMES Myles		VIK	* 20.34	DSQ	* 20.46	40.80	3.79
4	20		2008	U10	(4) HALLIDAY Thomas		NOR	* 20.49	* 20.35	20.63	40.84	3.83
5	26		2008	U10	(5) BARTLETT Tom		NOR	* 20.58	* 20.82	21.10	41.40	4.39
6	21		2008	U10	(6) CHAUHAN Ruben		NOR	* 22.79	22.85	* 22.20	44.99	7.98
7	25		2009	U10	(7) HARTNELL Freddy		NOR	* 22.38	23.70	* 22.82	45.20	8.19
8	28		2009	U10	(8) HIBBLE Benji		VIK	24.61	* 23.89	* 24.54	48.43	11.42
9	29		2009	U10	(9) SHELLEY Jake		VIK	24.82	* 24.68	* 24.70	49.38	12.37












Disqualified - Run-2 (1)

	17		2009	U10	GRIMES Myles		VIK	* 20.34	DSQ	* 20.46		
--	----	--	------	-----	--------------	---	-----	---------	-----	---------	--	--


=== ERSa Under 12 Girls ===

1	47		2007	U12	(1) BUSHELL Grace		NOR	* 16.78	16.81	* 16.45	33.23	
2	54	22930	2006	U12	(2) BLACKWELL Lucy		TAL	* 17.11	* 16.78	17.17	33.89	0.66
3	45		2007	U12	(3) SARKAR Anna		ESX	* 18.06	* 17.95	40.85	36.01	2.78
4	43		2006	U12	(4) VENABLES Phoebe		VIK	* 18.33	* 18.24	18.35	36.57	3.34
5	49		2007	U12	(5) COZENS Zoe		NOR	* 18.97	18.99	* 18.22	37.19	3.96
6	52		2007	U12	(6) LAST Isabelle		NOR	19.71	* 19.43	* 19.14	38.57	5.34
7	48		2007	U12	(7) KINGE Lucy		NOR	* 19.49	19.80	* 19.39	38.88	5.65
8	53		2006	U12	(8) HOOK Ciel		NOR	20.18	* 19.38	* 19.74	39.12	5.89
9	51		2007	U12	(9) WINSER Gretchen		VIK	20.43	* 20.31	* 20.11	40.42	7.19
10	58		2007	U12	(10) LINCOLN Imogen		NOR	* 20.96	21.21	* 20.80	41.76	8.53
11	59		2007	U12	(11) GIBBS Heidi		NOR	21.35	* 21.23	* 21.11	42.34	9.11
12	57		2007	U12	(12) KITCHING Martha		VIK	* 22.44	23.59	* 22.44	44.88	11.65
13	63		2006	U12	(13) BUTCHER Issy		ESX	24.41	* 24.12	* 23.53	47.65	14.42

=== ERSa Under 12 Boys ===

1	9	22059	2006	U12	(1) DADE Jake		NOR	* 15.52	15.71	* 15.41	30.93	
2	15		2006	U12	(2) HADINGHAM Alex		NOR	16.29	* 16.21	* 15.92	32.13	1.20
3	7	23557	2007	U12	(3) MITCHELL Kieran		NOR	DSQ	* 16.13	* 16.49	32.62	1.69
4	8		2007	U12	(4) SEWELL Bertie		NOR	* 16.99	* 17.25	17.34	34.24	3.31
5	11		2007	U12	(5) ENGLAND Alfie		ESX	* 17.01	* 17.35	DNF	34.36	3.43
6	1		2007	U12	(6) WOOD George		VIK	17.86	* 17.49	* 17.46	34.95	4.02
7	13		2006	U12	(7) JELPIDIFOROVA Eric		ESX	18.09	* 17.79	* 17.32	35.11	4.18
8	3		2007	U12	(8) TOMS Harry		ESX	18.77	* 18.14	* 17.20	35.34	4.41
9	5		2006	U12	(9) PENNECK Alexander		ESX	* 18.75	19.43	* 17.29	36.04	5.11
10	4		2006	U12	(10) BROWNE Freddie		NOR	19.13	* 18.50	* 18.73	37.23	6.30
11	14		2006	U12	(11) PHILLIPS Daniel		WGC	DSQ	* 18.73	* 18.71	37.44	6.51
12	31	23784	2006	U12	(12) TOVARLAZA Oliver		CHT	19.62	* 18.75	* 19.08	37.83	6.90
13	6		2007	U12	(13) FRANCIS Jude		VIK	* 19.49	* 18.63	DNF	38.12	7.19
14	32		2007	U12	(14) WAKEFORD Henry		NOR	19.77	* 19.15	* 19.40	38.55	7.62
15	30		2007	U12	(15) FORDE - POGSON Hayden		NOR	* 20.11	* 20.44	21.25	40.55	9.62
16	24		2006	U12	(16) WOODHOUSE Luc		HEM	26.63	* 20.60	* 20.13	40.73	9.80
17	27		2007	U12	(17) GIBLING Dillon		NOR	21.95	* 21.55	* 20.99	42.54	11.61
18	19		2006	U12	(18) REVELL Roman		VIK	26.73	* 21.43	* 21.70	43.13	12.20
19	22		2007	U12	(19) CHILDS Scott		WGC	23.16	* 22.67	* 22.40	45.07	14.14

Did Not Start - Run-1 (1)

	2	23617	2006	U12	SADLER Oliver		HEM	DNS	DNS	DNS		
--	---	-------	------	-----	---------------	---	-----	-----	-----	-----	--	--

Disqualified - Run-1 (2)

	7	23557	2007	U12	MITCHELL Kieran		NOR	DSQ	* 16.13	* 16.49		
--	---	-------	------	-----	-----------------	---	-----	-----	---------	---------	--	--

EASTERN REGION SNOWSPORTS ASSOCIATION 2017

Norfolk "Team Evolution" Summer League

Special Slalom - Girls & Boys - Under 12's

ERSA Summer League - Final Ranking

Rank	Bib.	RegNo	Year	Cat	(Rank Name	====	Club	Run-1	Run-2	Run-3	Time	Gap
	14		2006	U12	PHILLIPS Daniel		WGC	DSQ	* 18.73	* 18.71		

Did Not Start - Run-2 (1)

	2	23617	2006	U12	SADLER Oliver		HEM	DNS	DNS	DNS		
--	---	-------	------	-----	---------------	---	-----	-----	-----	-----	--	--

Did Not Start - Run-3 (1)

	2	23617	2006	U12	SADLER Oliver		HEM	DNS	DNS	DNS		
--	---	-------	------	-----	---------------	---	-----	-----	-----	-----	--	--

Did Not Finish - Run-3 (2)

	6		2007	U12	FRANCIS Jude		VIK	* 19.49	* 18.63	DNF		
	11		2007	U12	ENGLAND Alfie		ESX	* 17.01	* 17.35	DNF		

EASTERN REGION SNOWSPORTS ASSOCIATION 2017

#ThatsTheERSAWay

Norfolk "Team Evolution" Summer League

Special Slalom - Girls & Boys - Under 12's

ERSA Summer League - Final Ranking

Rank	Bib.	RegNo	Year	Cat	(Rank Name)	====	Club	Run-1	Run-2	Run-3	Time	Gap	Points	Perf.
==ERSA Girls and Ladies ==														
1	47		2007	U12 (1)	BUSHELL Grace		NOR	* 16.78	16.81	* 16.45	33.23		0.00	- 8.46
2	54	22930	2006	U12 (2)	BLACKWELL Lucy		TAL	* 17.11	* 16.78	17.17	33.89	0.66	14.30	+ 41.78
3	45		2007	U12 (3)	SARKAR Anna		ESX	* 18.06	* 17.95	40.85	36.01	2.78	60.23	- 71.30
4	50	23258	2008	U10 (1)	BUNTON Aimee		HEM	18.34	* 18.31	* 18.13	36.44	3.21	69.55	+ 8.75
5	43		2006	U12 (4)	VENABLES Phoebe		VIK	* 18.33	* 18.24	18.35	36.57	3.34	72.37	+ 46.97
6	44		2008	U10 (2)	JELPIDIFOROVA Valeria		ESX	* 18.54	18.84	* 18.08	36.62	3.39	73.45	+ 9.39
7	49		2007	U12 (5)	COZENS Zoe		NOR	* 18.97	18.99	* 18.22	37.19	3.96	85.80	- 30.61
8	41	23666	2008	U10 (3)	HOWESON Lucy		HEM	19.38	* 18.71	* 18.50	37.21	3.98	86.24	+ 32.21
9	55		2008	U10 (4)	AMOS Lilly-Ella		ESX	19.01	* 18.73	* 18.94	37.67	4.44	96.20	- 6.45
10	52		2007	U12 (6)	LAST Isabelle		NOR	19.71	* 19.43	* 19.14	38.57	5.34	115.70	- 72.82
11	48		2007	U12 (7)	KINGE Lucy		NOR	* 19.49	19.80	* 19.39	38.88	5.65	122.42	- 12.76
12	53		2006	U12 (8)	HOOK Ciel		NOR	20.18	* 19.38	* 19.74	39.12	5.89	127.62	- 49.45
13	42		2009	U10 (5)	WELSH Madeleine		VIK	* 20.07	* 19.98	20.24	40.05	6.82	147.77	- 0.76
14	51		2007	U12 (9)	WINSER Gretchen		VIK	20.43	* 20.31	* 20.11	40.42	7.19	155.79	- 12.90
15	58		2007	U12 (10)	LINCOLN Imogen		NOR	* 20.96	21.21	* 20.80	41.76	8.53	184.82	- 75.65
16	59		2007	U12 (11)	GIBBS Heidi		NOR	21.35	* 21.23	* 21.11	42.34	9.11	197.39	- 109.60
17	57		2007	U12 (12)	KITCHING Martha		VIK	* 22.44	23.59	* 22.44	44.88	11.65	252.42	+ 2.97
18	60		2010	U08 (1)	TOMS Juliette		ESX	* 23.45	24.49	* 23.73	47.18	13.95	302.26	- 18.90
19	63		2006	U12 (13)	BUTCHER Issy		ESX	24.41	* 24.12	* 23.53	47.65	14.42	312.44	- 213.44
20	61		2008	U10 (6)	SELF Neve		NOR	* 23.63	24.43	* 24.32	47.95	14.72	318.94	- 10.79
21	62		2008	U10 (7)	SHELLY Nina		VIK	* 25.63	26.46	* 25.87	51.50	18.27	395.86	- 2.98
22	65		2011	U08 (2)	GRIMES Roberta		VIK	* 31.86	32.39	* 31.49	1:03.35	30.12	652.62	- 210.38
23	64		2012	U08 (3)	ANDERSON Esme		VIK	* 32.17	* 32.49	34.84	1:04.66	31.43	681.00	+ 39.54

Did Not Start - Run-1 (2)

46	24022	2009	U10	SADLER Isabel		HEM	DNS	DNS	DNS
56	23929	2009	U10	MAGNANI Emily		HEM	DNS	DNS	DNS

Did Not Start - Run-2 (2)

46	24022	2009	U10	SADLER Isabel		HEM	DNS	DNS	DNS
56	23929	2009	U10	MAGNANI Emily		HEM	DNS	DNS	DNS

Did Not Start - Run-3 (2)

46	24022	2009	U10	SADLER Isabel		HEM	DNS	DNS	DNS
56	23929	2009	U10	MAGNANI Emily		HEM	DNS	DNS	DNS

== ERSAs Boys and Men ==

1	9	22059	2006	U12 (1)	DADE Jake		NOR	* 15.52	15.71	* 15.41	30.93		0.00	+ 25.01
---	---	-------	------	---------	-----------	--	-----	---------	-------	---------	--------------	--	------	---------

EASTERN REGION SNOWSPORTS ASSOCIATION 2017

Norfolk "Team Evolution" Summer League

Special Slalom - Girls & Boys - Under 12's

ERSA Summer League - Final Ranking

Rank	Bib.	RegNo	Year	Cat	(Rank Name)	====	Club	Run-1	Run-2	Run-3	Time	Gap	Points	Perf.
2	15		2006	U12 (2)	HADINGHAM Alex		NOR	16.29	* 16.21	* 15.92	32.13	1.20	27.93	+ 6.59
3	7	23557	2007	U12 (3)	MITCHELL Kieran		NOR	DSQ	* 16.13	* 16.49	32.62	1.69	39.34	+ 30.61
4	8		2007	U12 (4)	SEWELL Bertie		NOR	* 16.99	* 17.25	17.34	34.24	3.31	77.05	- 36.53
5	11		2007	U12 (5)	ENGLAND Alfie		ESX	* 17.01	* 17.35	DNF	34.36	3.43	79.84	- 8.46
6	1		2007	U12 (6)	WOOD George		VIK	17.86	* 17.49	* 17.46	34.95	4.02	93.58	+ 29.69
7	13		2006	U12 (7)	JELPIDIFOROVA Eric		ESX	18.09	* 17.79	* 17.32	35.11	4.18	97.30	+ 37.17
8	3		2007	U12 (8)	TOMS Harry		ESX	18.77	* 18.14	* 17.20	35.34	4.41	102.66	+ 23.39
9	5		2006	U12 (9)	PENNECK Alexander		ESX	* 18.75	19.43	* 17.29	36.04	5.11	118.95	+ 10.13
10	12		2009	U10 (1)	BLACKWELL Jasper		TAL	18.63	* 18.53	* 18.48	37.01	6.08	141.53	+ 0.08
11	4		2006	U12 (10)	BROWNE Freddie		NOR	19.13	* 18.50	* 18.73	37.23	6.30	146.65	- 54.56
12	14		2006	U12 (11)	PHILLIPS Daniel		WGC	DSQ	* 18.73	* 18.71	37.44	6.51	151.54	+ 41.01
13	31	23784	2006	U12 (12)	TOVARLAZA Oliver		CHT	19.62	* 18.75	* 19.08	37.83	6.90	160.62	-
14	18		2010	U08 (1)	KINGE Jacob		NOR	* 18.94	* 19.14	19.33	38.08	7.15	166.44	- 69.07
15	6		2007	U12 (13)	FRANCIS Jude		VIK	* 19.49	* 18.63	DNF	38.12	7.19	167.37	+ 9.71
16	10		2010	U08 (2)	AMOS Brody		ESX	20.17	* 19.68	* 18.60	38.28	7.35	171.10	+ 51.82
17	32		2007	U12 (14)	WAKEFORD Henry		NOR	19.77	* 19.15	* 19.40	38.55	7.62	177.38	-
18	16		2009	U10 (2)	HARTNELL Sonny		NOR	19.95	* 19.82	* 19.11	38.93	8.00	186.23	- 37.51
19	30		2007	U12 (15)	FORDE - POGSON Hayden		NOR	* 20.11	* 20.44	21.25	40.55	9.62	223.94	-
20	24		2006	U12 (16)	WOODHOUSE Luc		HEM	26.63	* 20.60	* 20.13	40.73	9.80	228.13	- 101.39
21	17		2009	U10 (3)	GRIMES Myles		VIK	* 20.34	DSQ	* 20.46	40.80	9.87	229.76	+ 1.93
22	20		2008	U10 (4)	HALLIDAY Thomas		NOR	* 20.49	* 20.35	20.63	40.84	9.91	230.69	- 57.15
23	23		2010	U08 (3)	LAST William		NOR	20.63	* 20.47	* 20.53	41.00	10.07	234.41	- 81.98
24	26		2008	U10 (5)	BARTLETT Tom		NOR	* 20.58	* 20.82	21.10	41.40	10.47	243.72	- 112.35
25	27		2007	U12 (17)	GIBLING Dillon		NOR	21.95	* 21.55	* 20.99	42.54	11.61	270.26	- 93.62
26	19		2006	U12 (18)	REVELL Roman		VIK	26.73	* 21.43	* 21.70	43.13	12.20	284.00	+ 0.66
27	21		2008	U10 (6)	CHAUHAN Ruben		NOR	* 22.79	22.85	* 22.20	44.99	14.06	327.29	+ 13.71
28	22		2007	U12 (19)	CHILDS Scott		WGC	23.16	* 22.67	* 22.40	45.07	14.14	329.16	+ 14.55
29	25		2009	U10 (7)	HARTNELL Freddy		NOR	* 22.38	23.70	* 22.82	45.20	14.27	332.18	- 23.55
30	28		2009	U10 (8)	HIBBLE Benji		VIK	24.61	* 23.89	* 24.54	48.43	17.50	407.37	- 15.37
31	29		2009	U10 (9)	SHELLEY Jake		VIK	24.82	* 24.68	* 24.70	49.38	18.45	429.49	- 45.68

Did Not Start - Run-1 (1)

2	23617	2006	U12	SADLER Oliver		HEM	DNF	DNF	DNF
---	-------	------	-----	---------------	---	-----	-----	-----	-----

Disqualified - Run-1 (2)

7	23557	2007	U12	MITCHELL Kieran		NOR	DSQ	* 16.13	* 16.49
14		2006	U12	PHILLIPS Daniel		WGC	DSQ	* 18.73	* 18.71

Did Not Start - Run-2 (1)

2	23617	2006	U12	SADLER Oliver		HEM	DNF	DNF	DNF
---	-------	------	-----	---------------	---	-----	-----	-----	-----

Disqualified - Run-2 (1)

17		2009	U10	GRIMES Myles		VIK	* 20.34	DSQ	* 20.46
----	--	------	-----	--------------	---	-----	---------	-----	---------

Did Not Start - Run-3 (1)

2	23617	2006	U12	SADLER Oliver		HEM	DNF	DNF	DNF
---	-------	------	-----	---------------	---	-----	-----	-----	-----

Did Not Finish - Run-3 (2)

6		2007	U12	FRANCIS Jude		VIK	* 19.49	* 18.63	DNF
11		2007	U12	ENGLAND Alfie		ESX	* 17.01	* 17.35	DNF











EASTERN REGION SNOWSPORTS ASSOCIATION 2017

#ThatsTheERSAWay

Norfolk "Team Evolution" Summer League

Special Slalom - Female & Male

ERSA Summer League - Final Ranking

Rank	Bib.	RegNo	Year	Cat	(Rank Name	====	Club	Run-1	Run-2	Run-3	Time	Gap
=== ERSA Under 14 Girls ===												
1	84	23492	2004	U14	(1) HERRIES Olivia		HEM	16.55	* 15.54	* 15.81	31.35	
2	87	24065	2005	U14	(2) LINCOLN Isabel		NOR	17.40	* 17.13	* 17.07	34.20	2.85
3	93	23421	2004	U14	(3) HUGHES Sophie		ESX	17.41	* 17.16	* 17.05	34.21	2.86
4	90		2004	U14	(4) VENABLES Felicity		VIK	17.97	* 17.38	* 17.55	34.93	3.58
5	96	24069	2005	U14	(5) SCOTT-AMOS Beth		NOR	18.56	* 17.98	* 18.02	36.00	4.65
6	100	22937	2005	U14	(6) ALEY Lauren		HEM	18.81	* 18.62	* 18.70	37.32	5.97
7	98		2004	U14	(7) WOOD Caitlin		VIK	19.18	* 18.77	* 18.84	37.61	6.26
8	105		2004	U14	(8) GLADIN Amber		HEM	20.66	* 20.02	* 20.31	40.33	8.98
9	106		2005	U14	(9) KING Chloe		HEM	21.51	* 21.24	* 21.02	42.26	10.91
10	101		2005	U14	(10) SAUNDERS Mackenzi		VIK	* 21.97	22.79	* 21.98	43.95	12.60

Did Not Start - Run-1 (2)

111	23826	2004	U14	DRYER Amelie		SMK	DNS	DNS	DNS			
113		2004	U14	RANKIN Grace		VIK	DNS	DNS	DNS			

Did Not Start - Run-2 (2)

111	23826	2004	U14	DRYER Amelie		SMK	DNS	DNS	DNS			
113		2004	U14	RANKIN Grace		VIK	DNS	DNS	DNS			

Did Not Start - Run-3 (2)

111	23826	2004	U14	DRYER Amelie		SMK	DNS	DNS	DNS			
113		2004	U14	RANKIN Grace		VIK	DNS	DNS	DNS			

=== ERSA Under 14 Boys ===

1	20	21604	2005	U14	(1) OGDEN Alex		NOR	15.48	* 15.29	* 15.31	30.60	
2	21	21649	2005	U14	(2) BUNTON Ryan		HEM	16.04	* 15.44	* 15.42	30.86	0.26
3	27	22087	2005	U14	(3) PARKER Travis		NOR	16.25	* 15.93	* 15.55	31.48	0.88
4	32		2004	U14	(4) MARSH Joel		NOR	16.15	* 15.91	* 16.31	32.22	1.62
5	42	23354	2005	U14	(5) CHAUHAN Rohan		NOR	* 16.76	17.78	* 16.76	33.52	2.92
6	47		2004	U14	(6) FISHER Edward		ESX	DSQ	* 17.23	* 17.48	34.71	4.11
7	53		2005	U14	(7) TEMPLE Freddy		NOR	DSQ	* 17.56	* 17.77	35.33	4.73
8	58		2004	U14	(8) MUNDY Jack		ESX	* 18.55	18.63	* 18.03	36.58	5.98
9	46		2004	U14	(9) ALI Dylan		VIK	18.57	* 18.33	* 18.35	36.68	6.08
10	48		2005	U14	(10) SHELLEY Jack		VIK	* 18.48	DNF	* 19.26	37.74	7.14
11	50		2005	U14	(11) THOMSON Kai		VIK	19.96	* 19.46	* 19.19	38.65	8.05
12	57		2005	U14	(12) MONTGOMERY Freddie		NOR	20.35	* 20.06	* 19.61	39.67	9.07
13	62	23247	2005	U14	(13) WARNE Ben		HEM	* 20.30	20.31	* 19.58	39.88	9.28
14	66		2005	U14	(14) HILYER-ZIEGLER Herbie		NOR	20.42	* 20.10	* 19.81	39.91	9.31

EASTERN REGION SNOWSPORTS ASSOCIATION 2017

Norfolk "Team Evolution" Summer League

Special Slalom - Female & Male

ERSA Summer League - Final Ranking

Rank	Bib.	RegNo	Year	Cat	(Rank Name)	====	Club	Run-1	Run-2	Run-3	Time	Gap
------	------	-------	------	-----	-------------	------	------	-------	-------	-------	------	-----

Did Not Start - Run-1 (1)

	68	23828	2005	U14	MCDONALD Owen		CHT	DNS	DNS	DNS		
--	----	-------	------	-----	---------------	---	-----	-----	-----	-----	--	--

Disqualified - Run-1 (2)

	47		2004	U14	FISHER Edward		ESX	DSQ	* 17.23	* 17.48		
	53		2005	U14	TEMPLE Freddy		NOR	DSQ	* 17.56	* 17.77		

Did Not Start - Run-2 (1)

	68	23828	2005	U14	MCDONALD Owen		CHT	DNS	DNS	DNS		
--	----	-------	------	-----	---------------	---	-----	-----	-----	-----	--	--












Did Not Finish - Run-2 (1)

	48		2005	U14	SHELLEY Jack		VIK	* 18.48	DNF	* 19.26		
--	----	--	------	-----	--------------	---	-----	---------	-----	---------	--	--

Did Not Start - Run-3 (1)

	68	23828	2005	U14	MCDONALD Owen		CHT	DNS	DNS	DNS		
--	----	-------	------	-----	---------------	---	-----	-----	-----	-----	--	--

=== ERSA Under 16 Girls ===

1	95	22179	2003	U16 (1)	HOLMES Abby		NOR	16.26	* 16.00	* 15.93	31.93	
2	83	23246	2003	U16 (2)	WARNE Charlotte		HEM	16.91	* 16.64	* 16.16	32.80	0.87
3	82		2003	U16 (3)	FRANCIS Mia		VIK	18.01	* 17.63	* 17.65	35.28	3.35
4	86		2002	U16 (4)	HAWES Isobel		NOR	18.03	* 17.74	* 17.78	35.52	3.59
5	99		2003	U16 (5)	GROSE Elise		NOR	18.44	* 18.29	* 18.08	36.37	4.44
6	97	23350	2002	U16 (6)	GOMEZ CLARKE Anna		NOR	19.02	* 18.66	* 18.69	37.35	5.42
7	85		2003	U16 (7)	WEST Sophie		VIK	19.00	* 18.85	* 18.60	37.45	5.52
8	102		2002	U16 (8)	POUNDALL Anya		NOR	21.16	* 20.86	* 20.60	41.46	9.53
9	108		2003	U16 (9)	COOMBES Olivia		WGC	* 21.46	22.20	* 21.48	42.94	11.01
10	109		2003	U16 (10)	WOODHOUSE Amelie		HEM	23.99	* 23.12	* 22.26	45.38	13.45
11	103		2003	U16 (11)	CUTHBERT Tia		VIK	23.30	* 23.02	* 22.71	45.73	13.80

Did Not Start - Run-1 (2)

	89	22983	2002	U16	BLYTH Helena		HEM	DNS	DNS	DNS		
	94	21925	2003	U16	MCLEISH Emily		HEM	DNS	DNS	DNS		

Did Not Start - Run-2 (2)

	89	22983	2002	U16	BLYTH Helena		HEM	DNS	DNS	DNS		
	94	21925	2003	U16	MCLEISH Emily		HEM	DNS	DNS	DNS		

Did Not Start - Run-3 (2)

	89	22983	2002	U16	BLYTH Helena		HEM	DNS	DNS	DNS		
	94	21925	2003	U16	MCLEISH Emily		HEM	DNS	DNS	DNS		

=== ERSA Under 16 Boys ===

1	13	20748	2003	U16 (1)	DADE Tommy		NOR	14.84	* 14.62	* 14.39	29.01	
2	11	20884	2003	U16 (2)	THOMPSON Joseph		NOR	14.76	* 14.69	* 14.42	29.11	0.10
3	6	19855	2002	U16 (3)	BINGHAM Nicholas		ESX	* 14.83	15.22	* 14.97	29.80	0.79
4	10		2002	U16 (4)	GOMEZ CLARKE Jamie		NOR	15.26	* 15.00	* 15.18	30.18	1.17
5	15	23349	2003	U16 (5)	BUSHELL George		NOR	15.66	* 15.51	* 15.38	30.89	1.88
6	36	20264	2003	U16 (6)	REIDY Thomas		HEM	17.15	* 16.68	* 16.48	33.16	4.15

EASTERN REGION SNOWSPORTS ASSOCIATION 2017

Norfolk "Team Evolution" Summer League

Special Slalom - Female & Male

ERSA Summer League - Final Ranking

Rank	Bib.	RegNo	Year	Cat	(Rank Name)	====	Club	Run-1	Run-2	Run-3	Time	Gap
7	45		2002	U16	(7) ROSE Tobias		NOR	17.20	* 16.56	* 16.72	33.28	4.27
8	22		2002	U16	(8) HIGGINS James		NOR	16.99	* 16.82	* 16.58	33.40	4.39
9	39		2003	U16	(9) SEWELL Sebastian		NOR	DSQ	* 17.43	* 16.79	34.22	5.21
10	43		2003	U16	(10) ALGER James		NOR	20.10	* 17.39	* 17.40	34.79	5.78
11	72		2002	U16	(11) HEYMOZ Daniel		WGC	DSQ	* 17.92	* 17.31	35.23	6.22

Did Not Start - Run-1 (1)

17			2002	U16	CROUGHAN Ewan		NOR	DNS	DNS	DNS		
----	--	--	------	-----	---------------	---	-----	-----	-----	-----	--	--

Disqualified - Run-1 (2)

39			2003	U16	SEWELL Sebastian		NOR	DSQ	* 17.43	* 16.79		
72			2002	U16	HEYMOZ Daniel		WGC	DSQ	* 17.92	* 17.31		


Did Not Start - Run-2 (1)

17			2002	U16	CROUGHAN Ewan		NOR	DNS	DNS	DNS		
----	--	--	------	-----	---------------	---	-----	-----	-----	-----	--	--





Did Not Start - Run-3 (1)

17			2002	U16	CROUGHAN Ewan		NOR	DNS	DNS	DNS		
----	--	--	------	-----	---------------	---	-----	-----	-----	-----	--	--

Did Not Finish - Run-3 (1)

26			2003	U16	TURNER Alfie		HEM	* 17.22	17.57	DNF		
----	--	--	------	-----	--------------	--	-----	---------	-------	-----	--	--

=== ERSA Under 18 Ladies ===

1	88	20337	2001	U18	(1) SKIPPER Megan		NOR	15.11	* 14.77	* 14.40	29.17	
2	81	20339	2000	U18	(2) BURROUGHS Hannah		NOR	* 14.94	15.10	* 14.96	29.90	0.73
3	114		2001	U18	(3) SMITH Hannah		NOR	19.56	* 19.42	* 19.51	38.93	9.76
4	104		2001	U18	(4) ELPHICK Isabel		ESX	DNF	* 21.11	* 20.17	41.28	12.11

Did Not Finish - Run-1 (1)

104			2001	U18	ELPHICK Isabel		ESX	DNF	* 21.11	* 20.17		
-----	--	--	------	-----	----------------	---	-----	-----	---------	---------	--	--


=== ERSA Under 18 Men ===

1	2	21723	2000	U18	(1) HOWE Charlie		NOR	14.44	* 14.12	* 14.43	28.55	
2	1	23185	2000	U18	(2) STEWARD Oliver		NOR	14.86	* 14.63	* 14.46	29.09	0.54
3	33		2001	U18	(3) REYNOLDS Joshua		NOR	15.75	* 15.38	* 15.22	30.60	2.05
4	3	20184	2000	U18	(4) NEWTON William		HEM	15.93	* 15.45	* 15.39	30.84	2.29
5	8		2000	U18	(5) THOMPSON Connor		VIK	* 15.52	15.60	* 15.41	30.93	2.38
6	37		2000	U18	(6) BYE Matthew		VIK	16.50	* 16.41	* 16.57	32.98	4.43
7	35	23122	2001	U18	(7) HUGHES Thomas		ESX	DSQ	* 18.45	* 17.42	35.87	7.32
8	59		2001	U18	(8) PYALL James		VIK	20.60	* 20.22	* 19.82	40.04	11.49

Did Not Start - Run-1 (2)

56			2001	U18	NORMAN Oliver		VIK	DNS	DNS	DNS		
67			2001	U18	MUNTON Joshua		TAL	DNS	DNS	DNS		

Disqualified - Run-1 (1)

35		23122	2001	U18	HUGHES Thomas		ESX	DSQ	* 18.45	* 17.42		
----	--	-------	------	-----	---------------	---	-----	-----	---------	---------	--	--

EASTERN REGION SNOWSPORTS ASSOCIATION 2017

Norfolk "Team Evolution" Summer League

Special Slalom - Female & Male

ERSA Summer League - Final Ranking

Rank	Bib.	RegNo	Year	Cat	(Rank Name	====	Club	Run-1	Run-2	Run-3	Time	Gap
------	------	-------	------	-----	------------	------	------	-------	-------	-------	------	-----

Did Not Start - Run-2 (2)

	56		2001	U18	NORMAN Oliver		VIK	DNS	DNS	DNS		
	67		2001	U18	MUNTON Joshua		TAL	DNS	DNS	DNS		

Did Not Start - Run-3 (2)

	56		2001	U18	NORMAN Oliver		VIK	DNS	DNS	DNS		
	67		2001	U18	MUNTON Joshua		TAL	DNS	DNS	DNS		

=== ERS Under 21 Ladies ===

1	92	22943	1999	U21 (1)	BLYTH Charlotte		HEM	16.62	* 16.31	* 16.16	32.47	
---	----	-------	------	---------	------------------------	---	-----	-------	---------	---------	--------------	--

=== ERS Under 21 Men ===

1	71	21742	1998	U21 (1)	SEWELL Logan		NOR	13.73	* 13.70	* 13.42	27.12	
2	7	22166	1999	U21 (2)	HOLMES Thomas		NOR	14.56	* 14.04	* 13.79	27.83	0.71
3	4	18810	1997	U21 (3)	FENELEY Luke		NOR	14.16	* 14.13	* 14.24	28.37	1.25
4	14	19713	1997	U21 (4)	BOTY Harry		HEM	* 14.85	14.97	* 14.36	29.21	2.09
5	5		1999	U21 (5)	CHILDS Lewis		WGC	32.71	* 15.73	* 15.30	31.03	3.91
6	25		1998	U21 (6)	LEVENE Harry		VIK	* 16.59	16.81	* 16.40	32.99	5.87
7	34		1998	U21 (7)	SYDER James		NOR	* 16.77	16.78	* 16.51	33.28	6.16

Did Not Start - Run-1 (2)

	28		1999	U21	HEARNEY Christopher		NOR	DNS	DNS	DNS		
	70	21189	1998	U21	BIGGS Saul		AMB	DNS	DNS	DNS		




Did Not Start - Run-2 (2)

	28		1999	U21	HEARNEY Christopher		NOR	DNS	DNS	DNS		
	70	21189	1998	U21	BIGGS Saul		AMB	DNS	DNS	DNS		

Did Not Start - Run-3 (2)

	28		1999	U21	HEARNEY Christopher		NOR	DNS	DNS	DNS		
	70	21189	1998	U21	BIGGS Saul		AMB	DNS	DNS	DNS		

=== ERS Senior/Masters 1 Ladies ===

1	91		1992	SM1 (1)	BOWEN Catriona		NOR	17.28	* 16.85	* 17.13	33.98	
2	112		1991	SM1 (2)	POVEY Claudette		BOW	18.07	* 17.97	* 18.12	36.09	2.11
3	110		1987	SM1 (3)	WEIR Suzanne		NOR	21.36	* 20.84	* 20.96	41.80	7.82

=== ERS Senior/Masters 1 Men ===

1	9		1996	SM1 (1)	WIGMORE Matthew		NOR	14.14	* 13.78	* 13.71	27.49	
2	12	14899	1995	SM1 (2)	MERCER Patrick		NOR	* 15.02	15.06	* 15.11	30.13	2.64
3	29		1984	SM1 (3)	GIBLING Lee		NOR	16.52	* 15.68	* 15.80	31.48	3.99
4	40	22138	1987	SM1 (4)	BELLAMY Edward		NOR	17.68	* 17.02	* 16.92	33.94	6.45
5	44		1978	SM1 (5)	TRICKER Paul		NOR	17.78	* 17.27	* 17.12	34.39	6.90

EASTERN REGION SNOWSPORTS ASSOCIATION 2017

Norfolk "Team Evolution" Summer League

Special Slalom - Female & Male




ERSA Summer League - Final Ranking

Rank	Bib.	RegNo	Year	Cat	(Rank Name)	====	Club	Run-1	Run-2	Run-3	Time	Gap
------	------	-------	------	-----	-------------	------	------	-------	-------	-------	------	-----

=== ERSA Masters 2 Ladies ===

1	107		1974	MA2	(1) GRIMES Nicola		VIK	22.16	* 21.58	* 20.81	42.39	
---	-----	--	------	-----	-------------------	---	-----	-------	---------	---------	--------------	--

=== ERSA Masters 2 Men ===

1	16	13217	1968	MA2	(1) SHARP Anthony		HEM	16.20	* 16.16	* 16.03	32.19	
2	30	18665	1967	MA2	(2) SYDER Mark		NOR	16.82	* 16.54	* 16.38	32.92	0.73
3	49		1977	MA2	(3) AMOS Martyn		ESX	18.78	* 17.94	* 17.98	35.92	3.73
4	38	24084	1967	MA2	(4) KING Alistair		HEM	* 18.31	18.40	* 18.00	36.31	4.12
5	52		1973	MA2	(5) GRIMES Daniel		VIK	19.29	* 19.08	* 18.29	37.37	5.18
6	54		1970	MA2	(6) FISHER James		ESX	18.81	* 18.74	* 18.71	37.45	5.26
7	61		1971	MA2	(7) WOODHOUSE Jamie		HEM	19.51	* 19.30	* 18.23	37.53	5.34
8	63		1971	MA2	(8) KINGE Blane		NOR	19.29	* 19.09	* 18.95	38.04	5.85
9	55		1973	MA2	(9) WOOD Andy		VIK	21.74	* 20.03	* 19.80	39.83	7.64
10	69		1968	MA2	(10) BARTLETT James		NOR	20.78	* 19.80	* 20.70	40.50	8.31
11	64	21942	1972	MA2	(11) LINCOLN Piers		NOR	* 21.41	27.44	* 20.53	41.94	9.75

=== ERSA Masters 3 Men ===

1	18	17468	1961	MA3	(1) GIBB Jim		CHT	16.59	* 15.89	* 15.90	31.79	
2	24		1966	MA3	(2) HOLMES Peter		NOR	16.52	* 16.24	* 16.04	32.28	0.49
3	19	10596	1963	MA3	(3) BUNTON Paul		HEM	* 16.26	16.37	* 16.09	32.35	0.56
4	41		1966	MA3	(4) GARRETT Mike		NOR	18.55	* 18.15	* 17.50	35.65	3.86
5	31	10372	1959	MA3	(5) ANDERSON Christopher		VIK	DNF	* 18.34	* 18.27	36.61	4.82


Did Not Start - Run-1 (1)

	23		1964	MA3	THOMSON Stewart		VIK	DNS	DNS	DNS		
--	----	--	------	-----	-----------------	---	-----	-----	-----	-----	--	--

Did Not Finish - Run-1 (1)

	31	10372	1959	MA3	ANDERSON Christopher		VIK	DNF	* 18.34	* 18.27		
--	----	-------	------	-----	----------------------	---	-----	-----	---------	---------	--	--



Did Not Start - Run-2 (1)

	23		1964	MA3	THOMSON Stewart		VIK	DNS	DNS	DNS		
--	----	--	------	-----	-----------------	---	-----	-----	-----	-----	--	--

Did Not Start - Run-3 (1)

	23		1964	MA3	THOMSON Stewart		VIK	DNS	DNS	DNS		
--	----	--	------	-----	-----------------	---	-----	-----	-----	-----	--	--

=== ERSA Masters 4 Men ===

1	51		1955	MA4	(1) DANBURY Mike		WGC	19.78	* 19.71	* 19.72	39.43	
2	60		1951	MA4	(2) COOPER Douglas		NOR	22.10	* 21.63	* 21.27	42.90	3.47
3	65		1946	MA4	(3) COOPER Ron		NOR	* 22.02	22.07	* 21.65	43.67	4.24

EASTERN REGION SNOWSPORTS ASSOCIATION 2017

#ThatsTheERSAWay





Norfolk "Team Evolution" Summer League

Special Slalom - Female & Male

ERSA Summer League - Final Ranking

Rank	Bib.	RegNo	Year	Cat	(Rank Name	====	Club	Run-1	Run-2	Run-3	Time	Gap	Points	Perf.
==ERSA Girls and Ladies ==														
1	88	20337	2001	U18 (1)	SKIPPER Megan		NOR	15.11	* 14.77	* 14.40	29.17		0.00	+ 12.01
2	81	20339	2000	U18 (2)	BURROUGHS Hannah		NOR	* 14.94	15.10	* 14.96	29.90	0.73	18.02	+ 10.99
3	84	23492	2004	U14 (1)	HERRIES Olivia		HEM	16.55	* 15.54	* 15.81	31.35	2.18	53.81	- 0.22
4	95	22179	2003	U16 (1)	HOLMES Abby		NOR	16.26	* 16.00	* 15.93	31.93	2.76	68.12	+ 28.92
5	92	22943	1999	U21 (1)	BLYTH Charlotte		HEM	16.62	* 16.31	* 16.16	32.47	3.30	81.45	+ 59.02
6	83	23246	2003	U16 (2)	WARNE Charlotte		HEM	16.91	* 16.64	* 16.16	32.80	3.63	89.60	+ 5.06
7	91		1992	SM1 (1)	BOWEN Catriona		NOR	17.28	* 16.85	* 17.13	33.98	4.81	118.72	- 7.21
8	87	24065	2005	U14 (2)	LINCOLN Isabel		NOR	17.40	* 17.13	* 17.07	34.20	5.03	124.15	- 22.83
9	93	23421	2004	U14 (3)	HUGHES Sophie		ESX	17.41	* 17.16	* 17.05	34.21	5.04	124.40	- 68.83
10	90		2004	U14 (4)	VENABLES Felicity		VIK	17.97	* 17.38	* 17.55	34.93	5.76	142.17	+ 27.87
11	82		2003	U16 (3)	FRANCIS Mia		VIK	18.01	* 17.63	* 17.65	35.28	6.11	150.81	+ 57.72
12	86		2002	U16 (4)	HAWES Isobel		NOR	18.03	* 17.74	* 17.78	35.52	6.35	156.74	+ 2.67
13	96	24069	2005	U14 (5)	SCOTT-AMOS Beth		NOR	18.56	* 17.98	* 18.02	36.00	6.83	168.58	- 28.98
14	112		1991	SM1 (2)	POVEY Claudette		BOW	18.07	* 17.97	* 18.12	36.09	6.92	170.81	-
15	99		2003	U16 (5)	GROSE Elise		NOR	18.44	* 18.29	* 18.08	36.37	7.20	177.72	- 33.11
16	100	22937	2005	U14 (6)	ALEY Lauren		HEM	18.81	* 18.62	* 18.70	37.32	8.15	201.17	- 55.39
17	97	23350	2002	U16 (6)	GOMEZ CLARKE Anna		NOR	19.02	* 18.66	* 18.69	37.35	8.18	201.91	- 1.82
18	85		2003	U16 (7)	WEST Sophie		VIK	19.00	* 18.85	* 18.60	37.45	8.28	204.37	+ 24.47
19	98		2004	U14 (7)	WOOD Caitlin		VIK	19.18	* 18.77	* 18.84	37.61	8.44	208.32	+ 3.55
20	114		2001	U18 (3)	SMITH Hannah		NOR	19.56	* 19.42	* 19.51	38.93	9.76	240.91	- 132.42
21	105		2004	U14 (8)	GLADIN Amber		HEM	20.66	* 20.02	* 20.31	40.33	11.16	275.46	- 49.74
22	104		2001	U18 (4)	ELPHICK Isabel		ESX	DNF	* 21.11	* 20.17	41.28	12.11	298.91	- 19.78
23	102		2002	U16 (8)	POUNDALL Anya		NOR	21.16	* 20.86	* 20.60	41.46	12.29	303.35	+ 3.64
24	110		1987	SM1 (3)	WEIR Suzanne		NOR	21.36	* 20.84	* 20.96	41.80	12.63	311.74	-
25	106		2005	U14 (9)	KING Chloe		HEM	21.51	* 21.24	* 21.02	42.26	13.09	323.10	- 37.68
26	107		1974	MA2 (1)	GRIMES Nicola		VIK	22.16	* 21.58	* 20.81	42.39	13.22	326.31	- 52.89
27	108		2003	U16 (9)	COOMBES Olivia		WGC	* 21.46	22.20	* 21.48	42.94	13.77	339.88	- 67.73
28	101		2005	U14 (10)	SAUNDERS Mackenzi		VIK	* 21.97	22.79	* 21.98	43.95	14.78	364.81	+ 74.86
29	109		2003	U16 (10)	WOODHOUSE Amelie		HEM	23.99	* 23.12	* 22.26	45.38	16.21	400.11	-
30	103		2003	U16 (11)	CUTHBERT Tia		VIK	23.30	* 23.02	* 22.71	45.73	16.56	408.75	+ 90.90

Did Not Start - Run-1 (4)

89	22983	2002	U16	BLYTH Helena		HEM	DNF	DNF	DNF					
94	21925	2003	U16	MCLEISH Emily		HEM	DNF	DNF	DNF					
111	23826	2004	U14	DRYER Amelie		SMK	DNF	DNF	DNF					
113		2004	U14	RANKIN Grace		VIK	DNF	DNF	DNF					

Did Not Finish - Run-1 (1)





104		2001	U18	ELPHICK Isabel		ESX	DNF	* 21.11	* 20.17					
-----	--	------	-----	----------------	---	-----	-----	---------	---------	--	--	--	--	--

EASTERN REGION SNOWSPORTS ASSOCIATION 2017





Norfolk "Team Evolution" Summer League

Special Slalom - Female & Male

ERSA Summer League - Final Ranking

Rank	Bib.	RegNo	Year	Cat	(Rank Name)	====	Club	Run-1	Run-2	Run-3	Time	Gap	Points	Perf.
Did Not Start - Run-2 (4)														
	89	22983	2002	U16	BLYTH Helena		HEM	DNS	DNS	DNS				
	94	21925	2003	U16	MCLEISH Emily		HEM	DNS	DNS	DNS				
	111	23826	2004	U14	DRYER Amelie		SMK	DNS	DNS	DNS				
	113		2004	U14	RANKIN Grace		VIK	DNS	DNS	DNS				

























Did Not Start - Run-3 (4)

	89	22983	2002	U16	BLYTH Helena		HEM	DNS	DNS	DNS				
	94	21925	2003	U16	MCLEISH Emily		HEM	DNS	DNS	DNS				
	111	23826	2004	U14	DRYER Amelie		SMK	DNS	DNS	DNS				
	113		2004	U14	RANKIN Grace		VIK	DNS	DNS	DNS				

== ERSa Boys and Men ==

1	71	21742	1998	U21 (1)	SEWELL Logan		NOR	13.73	* 13.70	* 13.42	27.12		0.00	- 6.93
2	9		1996	SM1 (1)	WIGMORE Matthew		NOR	14.14	* 13.78	* 13.71	27.49	0.37	9.82	+ 6.41
3	7	22166	1999	U21 (2)	HOLMES Thomas		NOR	14.56	* 14.04	* 13.79	27.83	0.71	18.85	+ 3.78
4	4	18810	1997	U21 (3)	FENELEY Luke		NOR	14.16	* 14.13	* 14.24	28.37	1.25	33.19	+ 32.50
5	2	21723	2000	U18 (1)	HOWE Charlie		NOR	14.44	* 14.12	* 14.43	28.55	1.43	37.96	+ 6.22
6	13	20748	2003	U16 (1)	DADE Tommy		NOR	14.84	* 14.62	* 14.39	29.01	1.89	50.18	- 3.88
7	1	23185	2000	U18 (2)	STEWART Oliver		NOR	14.86	* 14.63	* 14.46	29.09	1.97	52.30	- 8.94
8	11	20884	2003	U16 (2)	THOMPSON Joseph		NOR	14.76	* 14.69	* 14.42	29.11	1.99	52.83	+ 8.57
9	14	19713	1997	U21 (4)	BOTY Harry		HEM	* 14.85	14.97	* 14.36	29.21	2.09	55.49	+ 23.70
10	6	19855	2002	U16 (3)	BINGHAM Nicholas		ESX	* 14.83	15.22	* 14.97	29.80	2.68	71.15	+ 25.41
11	12	14899	1995	SM1 (2)	MERCER Patrick		NOR	* 15.02	15.06	* 15.11	30.13	3.01	79.91	+ 64.02
12	10		2002	U16 (4)	GOMEZ CLARKE Jamie		NOR	15.26	* 15.00	* 15.18	30.18	3.06	81.24	+ 4.83
13	33		2001	U18 (3)	REYNOLDS Joshua		NOR	15.75	* 15.38	* 15.22	30.60	3.48	92.39	- 57.86
13	20	21604	2005	U14 (1)	OGDEN Alex		NOR	15.48	* 15.29	* 15.31	30.60	3.48	92.39	- 13.95
15	3	20184	2000	U18 (4)	NEWTON William		HEM	15.93	* 15.45	* 15.39	30.84	3.72	98.76	+ 30.79
16	21	21649	2005	U14 (2)	BUNTON Ryan		HEM	16.04	* 15.44	* 15.42	30.86	3.74	99.29	- 11.14
17	15	23349	2003	U16 (5)	BUSHELL George		NOR	15.66	* 15.51	* 15.38	30.89	3.77	100.09	+ 8.59
18	8		2000	U18 (5)	THOMPSON Connor		VIK	* 15.52	15.60	* 15.41	30.93	3.81	101.15	+ 39.06
19	5		1999	U21 (5)	CHILDS Lewis		WGC	32.71	* 15.73	* 15.30	31.03	3.91	103.81	+ 34.72
20	29		1984	SM1 (3)	GIBLING Lee		NOR	16.52	* 15.68	* 15.80	31.48	4.36	115.75	- 18.80
20	27	22087	2005	U14 (3)	PARKER Travis		NOR	16.25	* 15.93	* 15.55	31.48	4.36	115.75	- 18.41
22	18	17468	1961	MA3 (1)	GIBB Jim		CHT	16.59	* 15.89	* 15.90	31.79	4.67	123.98	+ 22.49
23	16	13217	1968	MA2 (1)	SHARP Anthony		HEM	16.20	* 16.16	* 16.03	32.19	5.07	134.60	+ 37.71
24	32		2004	U14 (4)	MARSH Joel		NOR	16.15	* 15.91	* 16.31	32.22	5.10	135.40	- 14.56
25	24		1966	MA3 (2)	HOLMES Peter		NOR	16.52	* 16.24	* 16.04	32.28	5.16	136.99	+ 13.03
26	19	10596	1963	MA3 (3)	BUNTON Paul		HEM	* 16.26	16.37	* 16.09	32.35	5.23	138.85	+ 33.53
27	30	18665	1967	MA2 (2)	SYDER Mark		NOR	16.82	* 16.54	* 16.38	32.92	5.80	153.98	+ 14.42
28	37		2000	U18 (6)	BYE Matthew		VIK	16.50	* 16.41	* 16.57	32.98	5.86	155.58	+ 1.76
29	25		1998	U21 (6)	LEVENE Harry		VIK	* 16.59	16.81	* 16.40	32.99	5.87	155.84	+ 29.84
30	36	20264	2003	U16 (6)	REIDY Thomas		HEM	17.15	* 16.68	* 16.48	33.16	6.04	160.35	+ 8.07
31	45		2002	U16 (7)	ROSE Tobias		NOR	17.20	* 16.56	* 16.72	33.28	6.16	163.54	- 47.44
31	34		1998	U21 (7)	SYDER James		NOR	* 16.77	16.78	* 16.51	33.28	6.16	163.54	+ 13.15
33	22		2002	U16 (8)	HIGGINS James		NOR	16.99	* 16.82	* 16.58	33.40	6.28	166.73	+ 49.06
34	42	23354	2005	U14 (5)	CHAUHAN Rohan		NOR	* 16.76	17.78	* 16.76	33.52	6.40	169.91	- 30.12
35	40	22138	1987	SM1 (4)	BELLAMY Edward		NOR	17.68	* 17.02	* 16.92	33.94	6.82	181.06	+ 3.70
36	39		2003	U16 (9)	SEWELL Sebastian		NOR	DSQ	* 17.43	* 16.79	34.22	7.10	188.50	+ 14.65
37	44		1978	SM1 (5)	TRICKER Paul		NOR	17.78	* 17.27	* 17.12	34.39	7.27	193.01	- 13.28
38	47		2004	U14 (6)	FISHER Edward		ESX	DSQ	* 17.23	* 17.48	34.71	7.59	201.50	- 28.26
39	43		2003	U16 (10)	ALGER James		NOR	20.10	* 17.39	* 17.40	34.79	7.67	203.63	- 1.10
40	72		2002	U16 (11)	HEYMOZ Daniel		WGC	DSQ	* 17.92	* 17.31	35.23	8.11	215.31	+ 30.55

EASTERN REGION SNOWSPORTS ASSOCIATION 2017
Norfolk "Team Evolution" Summer League
Special Slalom - Female & Male
ERSA Summer League - Final Ranking

Rank	Bib.	RegNo	Year	Cat	(Rank Name)	====	Club	Run-1	Run-2	Run-3	Time	Gap	Points	Perf.
41	53		2005	U14 (7)	TEMPLE Freddy		NOR	DSQ	* 17.56	* 17.77	35.33	8.21	217.96	- 83.08
42	41		1966	MA3 (4)	GARRETT Mike		NOR	18.55	* 18.15	* 17.50	35.65	8.53	226.46	+ 33.02
43	35	23122	2001	U18 (7)	HUGHES Thomas		ESX	DSQ	* 18.45	* 17.42	35.87	8.75	232.30	+ 80.61
44	49		1977	MA2 (3)	AMOS Martyn		ESX	18.78	* 17.94	* 17.98	35.92	8.80	233.63	- 31.36
45	38	24084	1967	MA2 (4)	KING Alistair		HEM	* 18.31	18.40	* 18.00	36.31	9.19	243.98	+ 90.15
46	58		2004	U14 (8)	MUNDY Jack		ESX	* 18.55	18.63	* 18.03	36.58	9.46	251.15	- 91.01
47	31	10372	1959	MA3 (5)	ANDERSON Christopher		VIK	DNF	* 18.34	* 18.27	36.61	9.49	251.95	+ 112.35
48	46		2004	U14 (9)	ALI Dylan		VIK	18.57	* 18.33	* 18.35	36.68	9.56	253.81	+ 32.63
49	52		1973	MA2 (5)	GRIMES Daniel		VIK	19.29	* 19.08	* 18.29	37.37	10.25	272.12	- 28.44
50	54		1970	MA2 (6)	FISHER James		ESX	18.81	* 18.74	* 18.71	37.45	10.33	274.25	- 38.30
51	61		1971	MA2 (7)	WOODHOUSE Jamie		HEM	19.51	* 19.30	* 18.23	37.53	10.41	276.37	- 106.41
52	48		2005	U14 (10)	SHELLEY Jack		VIK	* 18.48	DNF	* 19.26	37.74	10.62	281.95	+ 22.32
53	63		1971	MA2 (8)	KINGE Blane		NOR	19.29	* 19.09	* 18.95	38.04	10.92	289.91	- 139.60
54	50		2005	U14 (11)	THOMSON Kai		VIK	19.96	* 19.46	* 19.19	38.65	11.53	306.11	+ 33.58
55	51		1955	MA4 (1)	DANBURY Mike		WGC	19.78	* 19.71	* 19.72	39.43	12.31	326.81	+ 40.45
56	57		2005	U14 (12)	MONTGOMERY Freddie		NOR	20.35	* 20.06	* 19.61	39.67	12.55	333.19	- 7.23
57	55		1973	MA2 (9)	WOOD Andy		VIK	21.74	* 20.03	* 19.80	39.83	12.71	337.43	+ 21.26
58	62	23247	2005	U14 (13)	WARNE Ben		HEM	* 20.30	20.31	* 19.58	39.88	12.76	338.76	- 46.71
59	66		2005	U14 (14)	HILYER-ZIEGLER Herbie		NOR	20.42	* 20.10	* 19.81	39.91	12.79	339.56	- 223.13
60	59		2001	U18 (8)	PYALL James		VIK	20.60	* 20.22	* 19.82	40.04	12.92	343.01	- 20.05
61	69		1968	MA2 (10)	BARTLETT James		NOR	20.78	* 19.80	* 20.70	40.50	13.38	355.22	-
62	64	21942	1972	MA2 (11)	LINCOLN Piers		NOR	* 21.41	27.44	* 20.53	41.94	14.82	393.45	- 37.30
63	60		1951	MA4 (2)	COOPER Douglas		NOR	22.10	* 21.63	* 21.27	42.90	15.78	418.94	+ 36.98
64	65		1946	MA4 (3)	COOPER Ron		NOR	* 22.02	22.07	* 21.65	43.67	16.55	439.38	+ 4.79

Did Not Start - Run-1 (7)

17		2002	U16	CROUGHAN Ewan		NOR	DNF	DNF	DNF					
23		1964	MA3	THOMSON Stewart		VIK	DNF	DNF	DNF					
28		1999	U21	HEARNEY Christopher		NOR	DNF	DNF	DNF					
56		2001	U18	NORMAN Oliver		VIK	DNF	DNF	DNF					
67		2001	U18	MUNTON Joshua		TAL	DNF	DNF	DNF					
68	23828	2005	U14	MCDONALD Owen		CHT	DNF	DNF	DNF					
70	21189	1998	U21	BIGGS Saul		AMB	DNF	DNF	DNF					

Did Not Finish - Run-1 (1)

31	10372	1959	MA3	ANDERSON Christopher		VIK	DNF	* 18.34	* 18.27					
----	-------	------	-----	----------------------	---	-----	-----	---------	---------	--	--	--	--	--

Disqualified - Run-1 (5)

35	23122	2001	U18	HUGHES Thomas		ESX	DSQ	* 18.45	* 17.42					
39		2003	U16	SEWELL Sebastian		NOR	DSQ	* 17.43	* 16.79					
47		2004	U14	FISHER Edward		ESX	DSQ	* 17.23	* 17.48					
53		2005	U14	TEMPLE Freddy		NOR	DSQ	* 17.56	* 17.77					
72		2002	U16	HEYMOZ Daniel		WGC	DSQ	* 17.92	* 17.31					

Did Not Start - Run-2 (7)

17		2002	U16	CROUGHAN Ewan		NOR	DNF	DNF	DNF					
23		1964	MA3	THOMSON Stewart		VIK	DNF	DNF	DNF					
28		1999	U21	HEARNEY Christopher		NOR	DNF	DNF	DNF					
56		2001	U18	NORMAN Oliver		VIK	DNF	DNF	DNF					
67		2001	U18	MUNTON Joshua		TAL	DNF	DNF	DNF					
68	23828	2005	U14	MCDONALD Owen		CHT	DNF	DNF	DNF					
70	21189	1998	U21	BIGGS Saul		AMB	DNF	DNF	DNF					

Did Not Finish - Run-2 (1)







48		2005	U14	SHELLEY Jack		VIK	* 18.48	DNF	* 19.26					
----	--	------	-----	--------------	---	-----	---------	-----	---------	--	--	--	--	--

EASTERN REGION SNOWSPORTS ASSOCIATION 2017

Norfolk "Team Evolution" Summer League

Special Slalom - Female & Male

ERSA Summer League - Final Ranking

Rank	Bib.	RegNo	Year	Cat	(Rank Name	====	Club	Run-1	Run-2	Run-3	Time	Gap	Points	Perf.
Did Not Start - Run-3 (7)														
	17		2002	U16	CROUGHAN Ewan		NOR	DNS	DNS	DNS				
	23		1964	MA3	THOMSON Stewart		VIK	DNS	DNS	DNS				
	28		1999	U21	HEARNEY Christopher		NOR	DNS	DNS	DNS				
	56		2001	U18	NORMAN Oliver		VIK	DNS	DNS	DNS				
	67		2001	U18	MUNTON Joshua		TAL	DNS	DNS	DNS				
	68	23828	2005	U14	MCDONALD Owen		CHT	DNS	DNS	DNS				
	70	21189	1998	U21	BIGGS Saul		AMB	DNS	DNS	DNS				

Did Not Finish - Run-3 (1)

	26		2003	U16	TURNER Alfie		HEM	* 17.22	17.57	DNF				
--	----	--	------	-----	---------------------	---	-----	---------	-------	-----	--	--	--	--