

EASTERN REGION SNOWSPORTS ASSOCIATION 2017

#ThatsTheERSAWay

Tallington "Team Evolution" Summer League

Special Slalom - Boys & Girls (U12's)

ERSA Summer League - Final Ranking

Rank	Bib.	RegNo	Year	Cat	(Rank) Name	====	Club	Run 1	Run 2	Run 3	Time	Gap
------	------	-------	------	-----	-------------	------	------	-------	-------	-------	------	-----







=== ERSA Under 08 Girls ===

1	48		2011	U08	(1) GRIMES Roberta		VIK	* 19.40	20.33	* 20.09	39.49	
2	47		2012	U08	(2) ANDERSON Esme		VIK	* 21.07	21.23	* 20.03	41.10	1.61

=== ERSA Under 08 Boys ===

1	3		2010	U08	(1) AMOS Brody		ESX	12.03	* 11.90	* 11.88	23.78	
2	4		2010	U08	(2) KINGE Jacob		NOR	* 12.04	12.24	* 12.14	24.18	0.40
3	16		2010	U08	(3) LAST William		NOR	16.70	* 12.85	* 12.87	25.72	1.94

=== ERSA Under 10 Girls ===

1	38		2008	U10	(1) JELPIDIFOROVA Valeria		ESX	12.06	* 11.93	* 11.51	23.44	
2	36		2008	U10	(2) AMOS Lilly-Ella		ESX	12.14	* 11.86	* 11.72	23.58	0.14
3	45	23258	2008	U10	(3) BUNTON Aimee		HEM	* 12.12	* 12.13	12.17	24.25	0.81
4	35		2008	U10	(4) CONNOLD Jemima		WGC	* 14.64	14.89	* 14.28	28.92	5.48
5	42		2008	U10	(5) SELF Neve		NOR	* 14.71	15.03	* 14.51	29.22	5.78
6	46		2008	U10	(6) TOLLERVEY Chloe		WGC	14.93	* 14.63	* 14.73	29.36	5.92

Did Not Start - Run 1 (2)

31	24022		2009	U10	SADLER Isabel		HEM	DNS	DNS	DNS		
44			2009	U10	WELSH Madeleine		VIK	DNS	DNS	DNS		





Did Not Start - Run 2 (2)

31	24022		2009	U10	SADLER Isabel		HEM	DNS	DNS	DNS		
44			2009	U10	WELSH Madeleine		VIK	DNS	DNS	DNS		

Did Not Start - Run 3 (2)

31	24022		2009	U10	SADLER Isabel		HEM	DNS	DNS	DNS		
44			2009	U10	WELSH Madeleine		VIK	DNS	DNS	DNS		

=== ERSA Under 10 Boys ===


1	13		2009	U10	(1) BLACKWELL Jasper		TAL	11.76	* 11.40	* 11.49	22.89	
2	2		2009	U10	(2) HARTNELL Sonny		NOR	12.64	* 12.28	* 12.61	24.89	2.00
3	10		2009	U10	(3) GRIMES Myles		VIK	* 12.75	12.98	* 12.15	24.90	2.01
4	19		2009	U10	(4) RANDALL Henry		TAL	* 13.04	DSQ	* 12.35	25.39	2.50

EASTERN REGION SNOWSPORTS ASSOCIATION 2017

Tallington "Team Evolution" Summer League

Special Slalom - Boys & Girls (U12's)

ERSA Summer League - Final Ranking

Rank	Bib.	RegNo	Year	Cat	(Rank) Name	====	Club	Run 1	Run 2	Run 3	Time	Gap
5	18		2009	U10	(5) HARTNELL Freddy		NOR	* 13.91	14.01	* 13.97	27.88	4.99

Did Not Start - Run 1 (1)

17			2008	U10	CHAUHAN Ruben		NOR	DNS	DNS	DNS		
----	--	--	------	-----	---------------	---	-----	-----	-----	-----	--	--

Did Not Start - Run 2 (1)

17			2008	U10	CHAUHAN Ruben		NOR	DNS	DNS	DNS		
----	--	--	------	-----	---------------	---	-----	-----	-----	-----	--	--










Disqualified - Run 2 (1)

19			2009	U10	RANDALL Henry		TAL	* 13.04	DSQ	* 12.35		
----	--	--	------	-----	---------------	---	-----	---------	-----	---------	--	--








Did Not Start - Run 3 (1)

17			2008	U10	CHAUHAN Ruben		NOR	DNS	DNS	DNS		
----	--	--	------	-----	---------------	---	-----	-----	-----	-----	--	--




=== ERSA Under 12 Girls ===

1	43	22930	2006	U12	(1) BLACKWELL Lucy		TAL	* 10.46	* 10.45	10.46	20.91	
2	49	23295	2006	U12	(2) TOMS Felicity		BRO	10.98	* 10.84	* 10.67	21.51	0.60
3	33		2006	U12	(3) VENABLES Phoebe		VIK	11.46	* 11.31	* 11.24	22.55	1.64
4	32		2007	U12	(4) SARKAR Anna		ESX	12.02	* 11.70	* 11.55	23.25	2.34
5	40		2007	U12	(5) COZENS Zoe		NOR	12.50	* 12.07	* 12.02	24.09	3.18
6	37		2007	U12	(6) LAST Isabelle		NOR	12.37	* 12.05	* 12.23	24.28	3.37
7	41		2007	U12	(7) KINGE Lucy		NOR	* 12.71	12.90	* 12.79	25.50	4.59
8	34		2007	U12	(8) LINCOLN Imogen		NOR	13.97	* 13.48	* 13.37	26.85	5.94
9	39		2007	U12	(9) GIBBS Heidi		NOR	* 13.67	* 13.48	13.72	27.15	6.24

=== ERSA Under 12 Boys ===

1	12	22673	2007	U12	(1) ATKINSON Liam		CHT	* 10.57	10.60	* 10.49	21.06	
2	5		2006	U12	(2) PHILLIPS Daniel		WGC	* 11.26	11.29	* 11.19	22.45	1.39
3	6		2006	U12	(3) JELPIDIFOROVA Eric		ESX	11.67	* 11.34	* 11.23	22.57	1.51
4	7		2007	U12	(4) SEWELL Bertie		NOR	11.42	* 11.38	* 11.24	22.62	1.56
5	9		2007	U12	(5) WOOD George		VIK	* 11.47	11.85	* 11.43	22.90	1.84
6	11		2007	U12	(6) FRANCIS Jude		VIK	* 11.80	* 11.75	DSQ	23.55	2.49
7	14		2007	U12	(7) GODLEY Benedict		WGC	* 12.18	* 12.23	DSQ	24.41	3.35
8	20		2007	U12	(8) GRAHAM Bayley		TAL	DSQ	* 14.76	* 14.33	29.09	8.03




Did Not Start - Run 1 (3)

1	23557	2007	U12	MITCHELL Kieran		NOR	DNS	DNS	DNS		
8	23617	2006	U12	SADLER Oliver		HEM	DNS	DNS	DNS		
15		2007	U12	ENGLAND Alfie		ESX	DNS	DNS	DNS		

Disqualified - Run 1 (1)

20		2007	U12	GRAHAM Bayley		TAL	DSQ	* 14.76	* 14.33		
----	--	------	-----	---------------	---	-----	-----	---------	---------	--	--

Did Not Start - Run 2 (3)

1	23557	2007	U12	MITCHELL Kieran		NOR	DNS	DNS	DNS		
8	23617	2006	U12	SADLER Oliver		HEM	DNS	DNS	DNS		
15		2007	U12	ENGLAND Alfie		ESX	DNS	DNS	DNS		

EASTERN REGION SNOWSPORTS ASSOCIATION 2017




Tallington "Team Evolution" Summer League

Special Slalom - Boys & Girls (U12's)

ERSA Summer League - Final Ranking

Rank	Bib.	RegNo	Year	Cat	(Rank) Name	====	Club	Run 1	Run 2	Run 3	Time	Gap
------	------	-------	------	-----	-------------	------	------	-------	-------	-------	------	-----

Did Not Start - Run 3 (3)

1		23557	2007	U12	MITCHELL Kieran		NOR	DNS	DNS	DNS		
8		23617	2006	U12	SADLER Oliver		HEM	DNS	DNS	DNS		
15			2007	U12	ENGLAND Alfie		ESX	DNS	DNS	DNS		

Disqualified - Run 3 (2)

11			2007	U12	FRANCIS Jude		VIK	* 11.80	* 11.75	DSQ		
14			2007	U12	GODLEY Benedict		WGC	* 12.18	* 12.23	DSQ		



EASTERN REGION SNOWSPORTS ASSOCIATION 2017

#ThatsTheERSAWay

Tallington "Team Evolution" Summer League

Special Slalom - Boys & Girls (U12's)

ERSA Summer League - Final Ranking

Rank	Bib.	RegNo	Year	Cat	(Rank Name)	====	Club	Run 1	Run 2	Run 3	Time	Gap	Points	Perf.
==ERSA Girls and Ladies ==														
1	43	22930	2006	U12 (1)	BLACKWELL Lucy		TAL	* 10.46	* 10.45	10.46	20.91		0.00	+ 33.34
2	49	23295	2006	U12 (2)	TOMS Felicity		BRO	10.98	* 10.84	* 10.67	21.51	0.60	20.66	-
3	33		2006	U12 (3)	VENABLES Phoebe		VIK	11.46	* 11.31	* 11.24	22.55	1.64	56.47	+ 36.93
4	32		2007	U12 (4)	SARKAR Anna		ESX	12.02	* 11.70	* 11.55	23.25	2.34	80.57	+ 6.48
5	38		2008	U10 (1)	JELPIDIFOROVA Valeria		ESX	12.06	* 11.93	* 11.51	23.44	2.53	87.12	+ 32.76
6	36		2008	U10 (2)	AMOS Lilly-Ella		ESX	12.14	* 11.86	* 11.72	23.58	2.67	91.94	+ 6.60
7	40		2007	U12 (5)	COZENS Zoe		NOR	12.50	* 12.07	* 12.02	24.09	3.18	109.50	+ 14.25
8	45	23258	2008	U10 (3)	BUNTON Aimee		HEM	* 12.12	* 12.13	12.17	24.25	3.34	115.01	+ 60.07
9	37		2007	U12 (6)	LAST Isabelle		NOR	12.37	* 12.05	* 12.23	24.28	3.37	116.04	- 24.61
10	41		2007	U12 (7)	KINGE Lucy		NOR	* 12.71	12.90	* 12.79	25.50	4.59	158.05	+ 35.11
11	34		2007	U12 (8)	LINCOLN Imogen		NOR	13.97	* 13.48	* 13.37	26.85	5.94	204.53	+ 5.66
12	39		2007	U12 (9)	GIBBS Heidi		NOR	* 13.67	* 13.48	13.72	27.15	6.24	214.86	- 2.69
13	35		2008	U10 (4)	CONNOLD Jemima		WGC	* 14.64	14.89	* 14.28	28.92	8.01	275.81	+ 52.97
14	42		2008	U10 (5)	SELF Neve		NOR	* 14.71	15.03	* 14.51	29.22	8.31	286.14	- 16.52
15	46		2008	U10 (6)	TOLLERVEY Chloe		WGC	14.93	* 14.63	* 14.73	29.36	8.45	290.96	- 189.81
16	48		2011	U08 (1)	GRIMES Roberta		VIK	* 19.40	20.33	* 20.09	39.49	18.58	639.77	- 104.91
17	47		2012	U08 (2)	ANDERSON Esme		VIK	* 21.07	21.23	* 20.03	41.10	20.19	695.21	+ 59.61

Did Not Start - Run 1 (2)

31	24022	2009	U10	SADLER Isabel		HEM	DNS	DNS	DNS					
44		2009	U10	WELSH Madeleine		VIK	DNS	DNS	DNS					

Did Not Start - Run 2 (2)

31	24022	2009	U10	SADLER Isabel		HEM	DNS	DNS	DNS					
44		2009	U10	WELSH Madeleine		VIK	DNS	DNS	DNS					

Did Not Start - Run 3 (2)

31	24022	2009	U10	SADLER Isabel		HEM	DNS	DNS	DNS					
44		2009	U10	WELSH Madeleine		VIK	DNS	DNS	DNS					

== ERSAs Boys and Men ==







1	12	22673	2007	U12 (1)	ATKINSON Liam		CHT	* 10.57	10.60	* 10.49	21.06		0.00	+ 1.18
2	5		2006	U12 (2)	PHILLIPS Daniel		WGC	* 11.26	11.29	* 11.19	22.45	1.39	47.52	- 15.14
3	6		2006	U12 (3)	JELPIDIFOROVA Eric		ESX	11.67	* 11.34	* 11.23	22.57	1.51	51.62	+ 39.36
4	7		2007	U12 (4)	SEWELL Bertie		NOR	11.42	* 11.38	* 11.24	22.62	1.56	53.33	+ 18.24
5	13		2009	U10 (1)	BLACKWELL Jasper		TAL	11.76	* 11.40	* 11.49	22.89	1.83	62.56	- 31.02
6	9		2007	U12 (5)	WOOD George		VIK	* 11.47	11.85	* 11.43	22.90	1.84	62.91	+ 46.89
7	11		2007	U12 (6)	FRANCIS Jude		VIK	* 11.80	* 11.75	DSQ	23.55	2.49	85.13	- 24.66

EASTERN REGION SNOWSPORTS ASSOCIATION 2017

Tallington "Team Evolution" Summer League

Special Slalom - Boys & Girls (U12's)

ERSA Summer League - Final Ranking

Rank	Bib.	RegNo	Year	Cat	(Rank Name)	====	Club	Run 1	Run 2	Run 3	Time	Gap	Points	Perf.
8	3		2010	U08 (1)	AMOS Brody		ESX	12.03	* 11.90	* 11.88	23.78	2.72	92.99	+ 21.58
9	4		2010	U08 (2)	KINGE Jacob		NOR	* 12.04	12.24	* 12.14	24.18	3.12	106.67	- 34.52
10	14		2007	U12 (7)	GODLEY Benedict		WGC	* 12.18	* 12.23	DSQ	24.41	3.35	114.53	- 13.63
11	2		2009	U10 (2)	HARTNELL Sonny		NOR	12.64	* 12.28	* 12.61	24.89	3.83	130.94	- 7.39
12	10		2009	U10 (3)	GRIMES Myles		VIK	* 12.75	12.98	* 12.15	24.90	3.84	131.28	- 32.82
13	19		2009	U10 (4)	RANDALL Henry		TAL	* 13.04	DSQ	* 12.35	25.39	4.33	148.03	- 202.41
14	16		2010	U08 (3)	LAST William		NOR	16.70	* 12.85	* 12.87	25.72	4.66	159.32	- 16.95
15	18		2009	U10 (5)	HARTNELL Freddy		NOR	* 13.91	14.01	* 13.97	27.88	6.82	233.16	- 62.92
16	20		2007	U12 (8)	GRAHAM Bayley		TAL	DSQ	* 14.76	* 14.33	29.09	8.03	274.53	-





Did Not Start - Run 1 (4)

1	23557	2007	U12	MITCHELL Kieran		NOR	DNS	DNS	DNS					
8	23617	2006	U12	SADLER Oliver		HEM	DNS	DNS	DNS					
15		2007	U12	ENGLAND Alfie		ESX	DNS	DNS	DNS					
17		2008	U10	CHAUHAN Ruben		NOR	DNS	DNS	DNS					

Disqualified - Run 1 (1)

20		2007	U12	GRAHAM Bayley		TAL	DSQ	* 14.76	* 14.33					
----	--	------	-----	---------------	---	-----	-----	---------	---------	--	--	--	--	--


Did Not Start - Run 2 (4)

1	23557	2007	U12	MITCHELL Kieran		NOR	DNS	DNS	DNS					
8	23617	2006	U12	SADLER Oliver		HEM	DNS	DNS	DNS					
15		2007	U12	ENGLAND Alfie		ESX	DNS	DNS	DNS					
17		2008	U10	CHAUHAN Ruben		NOR	DNS	DNS	DNS					

Disqualified - Run 2 (1)

19		2009	U10	RANDALL Henry		TAL	* 13.04	DSQ	* 12.35					
----	--	------	-----	---------------	---	-----	---------	-----	---------	--	--	--	--	--

Did Not Start - Run 3 (4)

1	23557	2007	U12	MITCHELL Kieran		NOR	DNS	DNS	DNS					
8	23617	2006	U12	SADLER Oliver		HEM	DNS	DNS	DNS					
15		2007	U12	ENGLAND Alfie		ESX	DNS	DNS	DNS					
17		2008	U10	CHAUHAN Ruben		NOR	DNS	DNS	DNS					

Disqualified - Run 3 (2)

11		2007	U12	FRANCIS Jude		VIK	* 11.80	* 11.75	DSQ					
14		2007	U12	GODLEY Benedict		WGC	* 12.18	* 12.23	DSQ					

EASTERN REGION SNOWSPORTS ASSOCIATION 2017

#ThatsTheERSAWay

Tallington "Team Evolution" Summer League

Special Slalom - Female and Male

ERSA Summer League - Final Ranking

Rank	Bib.	RegNo	Year	Cat	(Rank) Name	====	Club	Run-1	Run-2	Run-3	Time	Gap
------	------	-------	------	-----	-------------	------	------	-------	-------	-------	------	-----

=== ERS Under 14 Girls ===

1	58		2004	U14	(1) VENABLES Felicity		VIK	11.12	* 10.96	* 10.82	21.78	
2	66	22937	2005	U14	(2) ALEY Lauren		HEM	11.85	* 11.31	* 11.04	22.35	0.57
3	71		2004	U14	(3) WOOD Caitlin		VIK	12.20	* 11.80	* 11.46	23.26	1.48
4	83		2005	U14	(4) WHITMARSH-ALI Evie		CHT	12.39	* 12.26	* 12.05	24.31	2.53
5	74		2005	U14	(5) CONNOLD Rosie		WGC	12.73	* 12.42	* 12.32	24.74	2.96
6	78		2005	U14	(6) KING Chloe		HEM	13.62	* 13.23	* 13.29	26.52	4.74

Did Not Start - Run-1 (7)

51	23492	2004	U14	HERRIES Olivia		HEM	DNS	DNS	DNS			
55	24069	2005	U14	SCOTT-AMOS Beth		NOR	DNS	DNS	DNS			
56	24065	2005	U14	LINCOLN Isabel		NOR	DNS	DNS	DNS			
67		2004	U14	JONES Charlotte		TAL	DNS	DNS	DNS			
72	23826	2004	U14	DRYER Amelie		SMK	DNS	DNS	DNS			
73		2004	U14	GLADIN Amber		HEM	DNS	DNS	DNS			
82		2005	U14	DAY Laila		VIK	DNS	DNS	DNS			

Did Not Start - Run-2 (7)

51	23492	2004	U14	HERRIES Olivia		HEM	DNS	DNS	DNS			
55	24069	2005	U14	SCOTT-AMOS Beth		NOR	DNS	DNS	DNS			
56	24065	2005	U14	LINCOLN Isabel		NOR	DNS	DNS	DNS			
67		2004	U14	JONES Charlotte		TAL	DNS	DNS	DNS			
72	23826	2004	U14	DRYER Amelie		SMK	DNS	DNS	DNS			
73		2004	U14	GLADIN Amber		HEM	DNS	DNS	DNS			
82		2005	U14	DAY Laila		VIK	DNS	DNS	DNS			

Did Not Start - Run-3 (7)

51	23492	2004	U14	HERRIES Olivia		HEM	DNS	DNS	DNS			
55	24069	2005	U14	SCOTT-AMOS Beth		NOR	DNS	DNS	DNS			
56	24065	2005	U14	LINCOLN Isabel		NOR	DNS	DNS	DNS			
67		2004	U14	JONES Charlotte		TAL	DNS	DNS	DNS			
72	23826	2004	U14	DRYER Amelie		SMK	DNS	DNS	DNS			
73		2004	U14	GLADIN Amber		HEM	DNS	DNS	DNS			
82		2005	U14	DAY Laila		VIK	DNS	DNS	DNS			

=== ERS Under 14 Boys ===

1	27		2004	U14	(1) ALI Dylan		VIK	11.24	* 10.94	* 10.83	21.77	
2	29		2005	U14	(2) SHELLEY Jack		VIK	11.54	* 11.09	* 11.28	22.37	0.60
3	35		2004	U14	(3) FULCHER Lewis		VIK	* 11.97	12.05	* 11.76	23.73	1.96

EASTERN REGION SNOWSPORTS ASSOCIATION 2017

Tallington "Team Evolution" Summer League

Special Slalom - Female and Male

ERSA Summer League - Final Ranking

Rank	Bib.	RegNo	Year	Cat	(Rank) Name	====	Club	Run-1	Run-2	Run-3	Time	Gap
4	36		2005	U14	(4) PARTLETT-HULSTROM Albie		VIK	12.02	* 11.88	* 12.04	23.92	2.15
5	33		2005	U14	(5) MONTGOMERY Freddie		NOR	12.26	* 11.75	* 12.24	23.99	2.22
6	39		2005	U14	(6) PAGE-BROWNE Adam		WGC	12.52	* 12.24	* 12.41	24.65	2.88
7	42	24032	2004	U14	(7) GARLEY Samuel		SMK	13.59	* 12.78	* 12.63	25.41	3.64
8	30		2005	U14	(8) THOMSON Kai		VIK	DSQ	* 12.89	* 12.69	25.58	3.81










Disqualified - Run-1 (1)

30		2005	U14		THOMSON Kai		VIK	DSQ	* 12.89	* 12.69		
----	--	------	-----	--	-------------	---	-----	-----	---------	---------	--	--

Disqualified - Run-3 (1)

13	21649	2005	U14		BUNTON Ryan		HEM	10.01	* 9.92	DSQ		
----	-------	------	-----	--	-------------	---	-----	-------	--------	-----	--	--

=== ERSA Under 16 Girls ===

1	62	22179	2003	U16	(1) HOLMES Abby		NOR	10.48	* 10.23	* 10.06	20.29	
2	61		2003	U16	(2) FRANCIS Mia		VIK	10.80	* 10.63	* 10.39	21.02	0.73
3	57	20998	2003	U16	(3) BARDER Katie		HEM	11.08	* 10.82	* 10.65	21.47	1.18
4	54	22983	2002	U16	(4) BLYTH Helena		HEM	11.20	* 10.82	* 10.70	21.52	1.23
5	65		2002	U16	(5) HAWES Isobel		NOR	11.38	* 11.14	* 10.67	21.81	1.52
6	70	23350	2002	U16	(6) GOMEZ CLARKE Anna		NOR	12.23	* 11.92	* 11.81	23.73	3.44
7	69		2003	U16	(7) GROSE Elise		NOR	12.16	* 11.94	* 11.89	23.83	3.54
8	76		2002	U16	(8) POUNDALL Anya		NOR	14.00	* 13.10	* 12.69	25.79	5.50
9	80		2003	U16	(9) CUTHBERT Tia		VIK	13.89	* 13.43	* 13.27	26.70	6.41

Did Not Start - Run-1 (2)

75		2002	U16		DAY Chelsie		VIK	DNS	DNS	DNS		
79		2003	U16		COOMBES Olivia		WGC	DNS	DNS	DNS		

Did Not Start - Run-2 (2)

75		2002	U16		DAY Chelsie		VIK	DNS	DNS	DNS		
79		2003	U16		COOMBES Olivia		WGC	DNS	DNS	DNS		


Did Not Start - Run-3 (2)

75		2002	U16		DAY Chelsie		VIK	DNS	DNS	DNS		
79		2003	U16		COOMBES Olivia		WGC	DNS	DNS	DNS		


=== ERSA Under 16 Boys ===

1	12	19855	2002	U16	(1) BINGHAM Nicholas		ESX	9.35	* 9.21	* 9.17	18.38	
2	7	20884	2003	U16	(2) THOMPSON Joseph		NOR	9.74	* 9.57	* 9.44	19.01	0.63
3	10		2002	U16	(3) GOMEZ CLARKE Jamie		NOR	10.14	* 9.85	* 9.65	19.50	1.12
4	25		2003	U16	(4) ALGER James		NOR	10.76	* 10.57	* 10.37	20.94	2.56
5	22		2003	U16	(5) SEWELL Sebastian		NOR	11.11	* 10.76	* 10.37	21.13	2.75
6	19		2003	U16	(6) TURNER Alfie		HEM	* 10.92	DSQ	* 10.82	21.74	3.36

Did Not Start - Run-1 (1)

20	20264	2003	U16		REIDY Thomas		HEM	DNS	DNS	DNS		
----	-------	------	-----	--	--------------	---	-----	-----	-----	-----	--	--

Did Not Start - Run-2 (1)

20	20264	2003	U16		REIDY Thomas		HEM	DNS	DNS	DNS		
----	-------	------	-----	--	--------------	---	-----	-----	-----	-----	--	--

EASTERN REGION SNOWSPORTS ASSOCIATION 2017

Tallington "Team Evolution" Summer League

Special Slalom - Female and Male

ERSA Summer League - Final Ranking

Rank	Bib.	RegNo	Year	Cat	(Rank) Name	====	Club	Run-1	Run-2	Run-3	Time	Gap
------	------	-------	------	-----	-------------	------	------	-------	-------	-------	------	-----





Disqualified - Run-2 (1)

	19		2003	U16	TURNER Alfie		HEM	* 10.92	DSQ	* 10.82		
--	----	--	------	-----	--------------	---	-----	---------	-----	---------	--	--

Did Not Start - Run-3 (1)

	20	20264	2003	U16	REIDY Thomas		HEM	DNS	DNS	DNS		
--	----	-------	------	-----	--------------	---	-----	-----	-----	-----	--	--







=== ERSA Under 18 Ladies ===

1	52	20337	2001	U18	(1) SKIPPER Megan		NOR	* 9.66	9.80	* 9.71	19.37	
2	53	20339	2000	U18	(2) BURROUGHES Hannah		NOR	10.05	* 9.95	* 9.95	19.90	0.53
3	68	21734	2001	U18	(3) ATKINSON Molly		CHT	DSQ	* 10.02	* 10.04	20.06	0.69
4	81	21836	2000	U18	(4) WHITMARSH-ALI Megan		CHT	10.63	* 10.51	* 10.36	20.87	1.50

Disqualified - Run-1 (1)

	68	21734	2001	U18	ATKINSON Molly		CHT	DSQ	* 10.02	* 10.04		
--	----	-------	------	-----	----------------	---	-----	-----	---------	---------	--	--

=== ERSA Under 18 Men ===

1	15	21723	2000	U18	(1) HOWE Charlie		NOR	9.24	* 9.15	* 9.17	18.32	
2	8		2000	U18	(2) THOMPSON Connor		VIK	* 9.34	9.51	* 9.20	18.54	0.22
3	9	23185	2000	U18	(3) STEWARD Oliver		NOR	9.72	* 9.62	* 9.35	18.97	0.65
4	5	22164	2001	U18	(4) LONGSTAFF Michael		WGC	9.58	* 9.58	* 9.79	19.37	1.05
5	38		2001	U18	(5) PYALL James		VIK	12.52	* 12.34	* 12.07	24.41	6.09
6	37		2001	U18	(6) NORMAN Oliver		VIK	10.89	* 10.29	* 35.78	46.07	27.75

Did Not Start - Run-1 (1)

	45		2001	U18	MUNTON Joshua		TAL	DNS	DNS	DNS		
--	----	--	------	-----	---------------	---	-----	-----	-----	-----	--	--

Did Not Start - Run-2 (1)

	45		2001	U18	MUNTON Joshua		TAL	DNS	DNS	DNS		
--	----	--	------	-----	---------------	---	-----	-----	-----	-----	--	--

Did Not Start - Run-3 (1)

	45		2001	U18	MUNTON Joshua		TAL	DNS	DNS	DNS		
--	----	--	------	-----	---------------	---	-----	-----	-----	-----	--	--


=== ERSA Under 21 Ladies ===

1	64	22943	1999	U21	(1) BLYTH Charlotte		HEM	10.48	* 10.30	* 10.15	20.45	
---	----	-------	------	-----	---------------------	---	-----	-------	---------	---------	-------	--

=== ERSA Under 21 Men ===

1	6	21742	1998	U21	(1) SEWELL Logan		NOR	9.11	* 8.77	* 8.96	17.73	
2	4	22166	1999	U21	(2) HOLMES Thomas		NOR	8.99	* 8.93	* 8.90	17.83	0.10
3	18		1998	U21	(3) LEVENE Harry		VIK	* 10.08	10.09	* 9.92	20.00	2.27

Did Not Start - Run-1 (1)

	3	18810	1997	U21	FENELEY Luke		NOR	DNS	DNS	DNS		
--	---	-------	------	-----	--------------	---	-----	-----	-----	-----	--	--

EASTERN REGION SNOWSPORTS ASSOCIATION 2017

Tallington "Team Evolution" Summer League

Special Slalom - Female and Male

ERSA Summer League - Final Ranking

Rank	Bib.	RegNo	Year	Cat	(Rank) Name	====	Club	Run-1	Run-2	Run-3	Time	Gap
------	------	-------	------	-----	-------------	------	------	-------	-------	-------	------	-----

Did Not Start - Run-2 (1)

	3	18810	1997	U21	FENELEY Luke		NOR	DNS	DNS	DNS		
--	---	-------	------	-----	--------------	---	-----	-----	-----	-----	--	--

Did Not Start - Run-3 (1)

	3	18810	1997	U21	FENELEY Luke		NOR	DNS	DNS	DNS		
--	---	-------	------	-----	--------------	---	-----	-----	-----	-----	--	--

=== ERS Senior/Masters 1 Ladies ===

1	63		1992	SM1	(1) BOWEN Catriona		NOR	11.06	* 10.76	* 10.61	21.37	
---	----	--	------	-----	--------------------	---	-----	-------	---------	---------	--------------	--

=== ERS Senior/Masters 1 Men ===

1	1	4899	1985	SM1	(1) MANNS William		EVO	9.07	* 8.82	* 8.85	17.67	
2	2	14899	1995	SM1	(2) MERCER Patrick		NOR	9.58	* 9.51	* 9.77	19.28	1.61
3	23	22138	1987	SM1	(3) BELLAMY Edward		NOR	10.88	* 10.46	* 10.57	21.03	3.36

=== ERS Masters 2 Ladies ===

1	59		1970	MA2	(1) ANDERSON Beverley		VIK	11.27	* 10.78	* 10.61	21.39	
2	60	20742	1971	MA2	(2) SAMPSON Melissa		NOR	11.11	* 11.04	* 10.68	21.72	0.33
3	77		1974	MA2	(3) GRIMES Nicola		VIK	* 13.93	DSQ	* 13.22	27.15	5.76

Disqualified - Run-2 (1)

	77		1974	MA2	GRIMES Nicola		VIK	* 13.93	DSQ	* 13.22		
--	----	--	------	-----	---------------	---	-----	---------	-----	---------	--	--

=== ERS Masters 2 Men ===

1	11	21626	1967	MA2	(1) ATKINSON Andrew		CHT	9.51	* 9.33	* 9.32	18.65	
2	28		1977	MA2	(2) AMOS Martyn		ESX	11.37	* 10.79	* 10.85	21.64	2.99
3	26		1973	MA2	(3) GRIMES Daniel		VIK	11.06	* 10.89	* 11.09	21.98	3.33
4	34		1971	MA2	(4) KINGE Blane		NOR	12.01	* 11.17	* 11.08	22.25	3.60
5	31		1973	MA2	(5) WOOD Andy		VIK	11.84	* 11.54	* 11.26	22.80	4.15
6	43	21942	1972	MA2	(6) LINCOLN Piers		NOR	13.53	* 13.13	* 12.57	25.70	7.05

=== ERS Masters 3 Men ===

1	14	10596	1963	MA3	(1) BUNTON Paul		HEM	10.46	* 10.04	* 10.07	20.11	
2	17		1966	MA3	(2) HOLMES Peter		NOR	10.68	* 10.51	* 10.43	20.94	0.83
3	16		1964	MA3	(3) THOMSON Stewart		VIK	10.75	* 10.44	* 10.70	21.14	1.03
4	21	10372	1959	MA3	(4) ANDERSON Christopher		VIK	11.33	* 11.29	* 11.04	22.33	2.22
5	24		1966	MA3	(5) GARRETT Mike		NOR	11.63	* 11.59	* 11.70	23.29	3.18
6	40		1966	MA3	(6) FRANCIS Carl		VIK	14.03	* 13.27	* 13.20	26.47	6.36

=== ERS Masters 4 Men ===


1	32		1955	MA4	(1) DANBURY Mike		WGC	* 12.68	12.74	* 12.26	24.94	
2	41		1951	MA4	(2) COOPER Douglas		NOR	13.20	* 13.11	* 12.88	25.99	1.05

EASTERN REGION SNOWSPORTS ASSOCIATION 2017

Tallington "Team Evolution" Summer League

Special Slalom - Female and Male

ERSA Summer League - Final Ranking

Rank	Bib.	RegNo	Year	Cat	(Rank) Name	====	Club	Run-1	Run-2	Run-3	Time	Gap
3	44	1946	MA4	(3)	COOPER Ron		NOR	13.54	* 13.07	* 13.08	26.15	1.21



EASTERN REGION SNOWSPORTS ASSOCIATION 2017

#ThatsTheERSAWay

Tallington "Team Evolution" Summer League

Special Slalom - Female and Male

ERSA Summer League - Final Ranking

Rank	Bib.	RegNo	Year	Cat	(Rank Name)	====	Club	Run-1	Run-2	Run-3	Time	Gap	Points	Perf.
------	------	-------	------	-----	-------------	------	------	-------	-------	-------	------	-----	--------	-------

==ERSA Girls and Ladies ==

1	52	20337	2001	U18 (1)	SKIPPER Megan		NOR	* 9.66	9.80	* 9.71	19.37	0.00	15.76	+ 15.76
2	53	20339	2000	U18 (2)	BURROUGHS Hannah		NOR	10.05	* 9.95	* 9.95	19.90	0.53	19.70	+ 16.42
3	68	21734	2001	U18 (3)	ATKINSON Molly		CHT	DSQ	* 10.02	* 10.04	20.06	0.69	25.65	- 154.90
4	62	22179	2003	U16 (1)	HOLMES Abby		NOR	10.48	* 10.23	* 10.06	20.29	0.92	34.20	- 1.25
5	64	22943	1999	U21 (1)	BLYTH Charlotte		HEM	10.48	* 10.30	* 10.15	20.45	1.08	40.14	+ 21.46
6	81	21836	2000	U18 (4)	WHITMARSH-ALI Megan		CHT	10.63	* 10.51	* 10.36	20.87	1.50	55.76	-
7	61		2003	U16 (2)	FRANCIS Mia		VIK	10.80	* 10.63	* 10.39	21.02	1.65	61.33	- 28.01
8	63		1992	SM1 (1)	BOWEN Catriona		NOR	11.06	* 10.76	* 10.61	21.37	2.00	74.34	- 39.17
9	59		1970	MA2 (1)	ANDERSON Beverley		VIK	11.27	* 10.78	* 10.61	21.39	2.02	75.09	+ 32.16
10	57	20998	2003	U16 (3)	BARDER Katie		HEM	11.08	* 10.82	* 10.65	21.47	2.10	78.06	- 8.28
11	54	22983	2002	U16 (4)	BLYTH Helena		HEM	11.20	* 10.82	* 10.70	21.52	2.15	79.92	- 44.21
12	60	20742	1971	MA2 (2)	SAMPSON Melissa		NOR	11.11	* 11.04	* 10.68	21.72	2.35	87.35	+ 2.93
13	58		2004	U14 (1)	VENABLES Felicity		VIK	11.12	* 10.96	* 10.82	21.78	2.41	89.58	- 20.97
14	65		2002	U16 (5)	HAWES Isobel		NOR	11.38	* 11.14	* 10.67	21.81	2.44	90.70	- 53.00
15	66	22937	2005	U14 (2)	ALEY Lauren		HEM	11.85	* 11.31	* 11.04	22.35	2.98	110.77	- 63.23
16	71		2004	U14 (3)	WOOD Caitlin		VIK	12.20	* 11.80	* 11.46	23.26	3.89	144.59	- 53.91
17	70	23350	2002	U16 (6)	GOMEZ CLARKE Anna		NOR	12.23	* 11.92	* 11.81	23.73	4.36	162.07	- 27.63
18	69		2003	U16 (7)	GROSE Elise		NOR	12.16	* 11.94	* 11.89	23.83	4.46	165.78	- 22.58
19	83		2005	U14 (4)	WHITMARSH-ALI Evie		CHT	12.39	* 12.26	* 12.05	24.31	4.94	183.62	-
20	74		2005	U14 (5)	CONNOLD Rosie		WGC	12.73	* 12.42	* 12.32	24.74	5.37	199.61	- 51.70
21	76		2002	U16 (8)	POUNDALL Anya		NOR	14.00	* 13.10	* 12.69	25.79	6.42	238.64	- 49.51
22	78		2005	U14 (6)	KING Chloe		HEM	13.62	* 13.23	* 13.29	26.52	7.15	265.77	- 41.36
23	80		2003	U16 (9)	CUTHBERT Tia		VIK	13.89	* 13.43	* 13.27	26.70	7.33	272.46	- 41.64
24	77		1974	MA2 (3)	GRIMES Nicola		VIK	* 13.93	DSQ	* 13.22	27.15	7.78	289.19	- 6.00

Did Not Start - Run-1 (9)

51	23492	2004	U14	HERRIES Olivia		HEM	DNS	DNS	DNS					
55	24069	2005	U14	SCOTT-AMOS Beth		NOR	DNS	DNS	DNS					
56	24065	2005	U14	LINCOLN Isabel		NOR	DNS	DNS	DNS					
67		2004	U14	JONES Charlotte		TAL	DNS	DNS	DNS					
72	23826	2004	U14	DRYER Amelie		SMK	DNS	DNS	DNS					
73		2004	U14	GLADIN Amber		HEM	DNS	DNS	DNS					
75		2002	U16	DAY Chelsie		VIK	DNS	DNS	DNS					
79		2003	U16	COOMBES Olivia		WGC	DNS	DNS	DNS					
82		2005	U14	DAY Laila		VIK	DNS	DNS	DNS					

Disqualified - Run-1 (1)

68	21734	2001	U18	ATKINSON Molly		CHT	DSQ	* 10.02	* 10.04					
----	-------	------	-----	----------------	--	-----	-----	---------	---------	--	--	--	--	--

Did Not Start - Run-2 (9)

51	23492	2004	U14	HERRIES Olivia		HEM	DNS	DNS	DNS					
----	-------	------	-----	----------------	--	-----	-----	-----	-----	--	--	--	--	--



EASTERN REGION SNOWSPORTS ASSOCIATION 2017

Tallington "Team Evolution" Summer League

Special Slalom - Female and Male

ERSA Summer League - Final Ranking

Rank	Bib.	RegNo	Year	Cat	(Rank Name	====	Club	Run-1	Run-2	Run-3	Time	Gap	Points	Perf.
55	24069	2005	U14		SCOTT-AMOS Beth		NOR	DNS	DNS	DNS				
56	24065	2005	U14		LINCOLN Isabel		NOR	DNS	DNS	DNS				
67		2004	U14		JONES Charlotte		TAL	DNS	DNS	DNS				
72	23826	2004	U14		DRYER Amelie		SMK	DNS	DNS	DNS				
73		2004	U14		GLADIN Amber		HEM	DNS	DNS	DNS				
75		2002	U16		DAY Chelsie		VIK	DNS	DNS	DNS				
79		2003	U16		COOMBES Olivia		WGC	DNS	DNS	DNS				
82		2005	U14		DAY Laila		VIK	DNS	DNS	DNS				

Disqualified - Run-2 (1)

77		1974	MA2		GRIMES Nicola		VIK	* 13.93	DSQ	* 13.22				
----	--	------	-----	--	----------------------	--	-----	---------	-----	---------	--	--	--	--

Did Not Start - Run-3 (9)

51	23492	2004	U14		HERRIES Olivia		HEM	DNS	DNS	DNS				
55	24069	2005	U14		SCOTT-AMOS Beth		NOR	DNS	DNS	DNS				
56	24065	2005	U14		LINCOLN Isabel		NOR	DNS	DNS	DNS				
67		2004	U14		JONES Charlotte		TAL	DNS	DNS	DNS				
72	23826	2004	U14		DRYER Amelie		SMK	DNS	DNS	DNS				
73		2004	U14		GLADIN Amber		HEM	DNS	DNS	DNS				
75		2002	U16		DAY Chelsie		VIK	DNS	DNS	DNS				
79		2003	U16		COOMBES Olivia		WGC	DNS	DNS	DNS				
82		2005	U14		DAY Laila		VIK	DNS	DNS	DNS				

== ERSA Boys and Men ==












1	1	4899	1985	SM1 (1)	MANN'S William		EVO	9.07	* 8.82	* 8.85	17.67		0.00	- 39.32
2	6	21742	1998	U21 (1)	SEWELL Logan		NOR	9.11	* 8.77	* 8.96	17.73	0.06	2.44	+ 5.50
3	4	22166	1999	U21 (2)	HOLMES Thomas		NOR	8.99	* 8.93	* 8.90	17.83	0.16	6.52	- 2.03
4	15	21723	2000	U18 (1)	HOWE Charlie		NOR	9.24	* 9.15	* 9.17	18.32	0.65	26.49	+ 1.27
5	12	19855	2002	U16 (1)	BINGHAM Nicholas		ESX	9.35	* 9.21	* 9.17	18.38	0.71	28.93	- 10.29
6	8		2000	U18 (2)	THOMPSON Connor		VIK	* 9.34	9.51	* 9.20	18.54	0.87	35.45	- 20.12
7	11	21626	1967	MA2 (1)	ATKINSON Andrew		CHT	9.51	* 9.33	* 9.32	18.65	0.98	39.93	- 67.11
8	9	23185	2000	U18 (3)	STEWART Oliver		NOR	9.72	* 9.62	* 9.35	18.97	1.30	52.97	+ 2.72
9	7	20884	2003	U16 (2)	THOMPSON Joseph		NOR	9.74	* 9.57	* 9.44	19.01	1.34	54.60	+ 16.86
10	2	14899	1995	SM1 (2)	MERCER Patrick		NOR	9.58	* 9.51	* 9.77	19.28	1.61	65.60	+ 56.23
11	5	22164	2001	U18 (4)	LONGSTAFF Michael		WGC	9.58	* 9.58	* 9.79	19.37	1.70	69.27	+ 26.06
12	10		2002	U16 (3)	GOMEZ CLARKE Jamie		NOR	10.14	* 9.85	* 9.65	19.50	1.83	74.57	+ 6.39
13	18		1998	U21 (3)	LEVENE Harry		VIK	* 10.08	10.09	* 9.92	20.00	2.33	94.94	- 24.54
14	14	10596	1963	MA3 (1)	BUNTON Paul		HEM	10.46	* 10.04	* 10.07	20.11	2.44	99.42	+ 0.62
15	25		2003	U16 (4)	ALGER James		NOR	10.76	* 10.57	* 10.37	20.94	3.27	133.24	- 60.28
15	17		1966	MA3 (2)	HOLMES Peter		NOR	10.68	* 10.51	* 10.43	20.94	3.27	133.24	+ 15.80
17	23	22138	1987	SM1 (3)	BELLAMY Edward		NOR	10.88	* 10.46	* 10.57	21.03	3.36	136.91	- 32.46
18	22		2003	U16 (5)	SEWELL Sebastian		NOR	11.11	* 10.76	* 10.37	21.13	3.46	140.98	- 26.35
19	16		1964	MA3 (3)	THOMSON Stewart		VIK	10.75	* 10.44	* 10.70	21.14	3.47	141.39	+ 24.01
20	28		1977	MA2 (2)	AMOS Martyn		ESX	11.37	* 10.79	* 10.85	21.64	3.97	161.77	- 77.76
21	19		2003	U16 (6)	TURNER Alfie		HEM	* 10.92	DSQ	* 10.82	21.74	4.07	165.84	+ 44.63
22	27		2004	U14 (1)	ALI Dylan		VIK	11.24	* 10.94	* 10.83	21.77	4.10	167.06	- 47.60
23	26		1973	MA2 (3)	GRIMES Daniel		VIK	11.06	* 10.89	* 11.09	21.98	4.31	175.62	- 32.91
24	34		1971	MA2 (4)	KINGE Blane		NOR	12.01	* 11.17	* 11.08	22.25	4.58	186.62	- 130.41
25	21	10372	1959	MA3 (4)	ANDERSON Christopher		VIK	11.33	* 11.29	* 11.04	22.33	4.66	189.88	+ 56.80
26	29		2005	U14 (2)	SHELLEY Jack		VIK	11.54	* 11.09	* 11.28	22.37	4.70	191.51	- 61.60
27	31		1973	MA2 (5)	WOOD Andy		VIK	11.84	* 11.54	* 11.26	22.80	5.13	209.03	- 67.48
28	24		1966	MA3 (5)	GARRETT Mike		NOR	11.63	* 11.59	* 11.70	23.29	5.62	229.00	+ 42.08
29	35		2004	U14 (3)	FULCHER Lewis		VIK	* 11.97	12.05	* 11.76	23.73	6.06	246.93	- 70.21
30	36		2005	U14 (4)	PARTLETT-HULSTROM Albie		VIK	12.02	* 11.88	* 12.04	23.92	6.25	254.67	- 62.94

EASTERN REGION SNOWSPORTS ASSOCIATION 2017

Tallington "Team Evolution" Summer League

Special Slalom - Female and Male

ERSA Summer League - Final Ranking

Rank	Bib.	RegNo	Year	Cat	(Rank Name	====	Club	Run-1	Run-2	Run-3	Time	Gap	Points	Perf.
31	33		2005	U14	(5)	 MONTGOMERY Freddie	NOR	12.26	* 11.75	* 12.24	23.99	6.32	257.52	- 44.03
32	38		2001	U18	(5)	 PYALL James	VIK	12.52	* 12.34	* 12.07	24.41	6.74	274.63	- 53.10
33	39		2005	U14	(6)	 PAGE-BROWNE Adam	WGC	12.52	* 12.24	* 12.41	24.65	6.98	284.41	- 62.61
34	32		1955	MA4	(1)	 DANBURY Mike	WGC	* 12.68	12.74	* 12.26	24.94	7.27	296.23	+ 16.39
35	42	24032	2004	U14	(7)	 GARLEY Samuel	SMK	13.59	* 12.78	* 12.63	25.41	7.74	315.38	- 69.81
36	30		2005	U14	(8)	 THOMSON Kai	VIK	DSQ	* 12.89	* 12.69	25.58	7.91	322.31	+ 56.30
37	43	21942	1972	MA2	(6)	 LINCOLN Piers	NOR	13.53	* 13.13	* 12.57	25.70	8.03	327.20	- 69.97
38	41		1951	MA4	(2)	 COOPER Douglas	NOR	13.20	* 13.11	* 12.88	25.99	8.32	339.02	- 36.42
39	44		1946	MA4	(3)	 COOPER Ron	NOR	13.54	* 13.07	* 13.08	26.15	8.48	345.53	- 75.02
40	40		1966	MA3	(6)	 FRANCIS Carl	VIK	14.03	* 13.27	* 13.20	26.47	8.80	358.57	- 5.37
41	37		2001	U18	(6)	 NORMAN Oliver	VIK	10.89	* 10.29	* 35.78	46.07	28.40	1157.22	+ 838.20

Did Not Start - Run-1 (3)

3	18810	1997	U21	FENELEY Luke		NOR	DNS	DNS	DNS
20	20264	2003	U16	REIDY Thomas		HEM	DNS	DNS	DNS
45		2001	U18	MUNTON Joshua		TAL	DNS	DNS	DNS

Disqualified - Run-1 (1)

30		2005	U14	THOMSON Kai		VIK	DSQ	* 12.89	* 12.69
----	--	------	-----	-------------	---	-----	-----	---------	---------

Did Not Start - Run-2 (3)

3	18810	1997	U21	FENELEY Luke		NOR	DNS	DNS	DNS
20	20264	2003	U16	REIDY Thomas		HEM	DNS	DNS	DNS
45		2001	U18	MUNTON Joshua		TAL	DNS	DNS	DNS

Disqualified - Run-2 (1)

19		2003	U16	TURNER Alfie		HEM	* 10.92	DSQ	* 10.82
----	--	------	-----	--------------	---	-----	---------	-----	---------

Did Not Start - Run-3 (3)

3	18810	1997	U21	FENELEY Luke		NOR	DNS	DNS	DNS
20	20264	2003	U16	REIDY Thomas		HEM	DNS	DNS	DNS
45		2001	U18	MUNTON Joshua		TAL	DNS	DNS	DNS

Disqualified - Run-3 (1)

13	21649	2005	U14	BUNTON Ryan		HEM	10.01	* 9.92	DSQ
----	-------	------	-----	-------------	---	-----	-------	--------	-----