

EASTERN REGION SNOWSPORTS ASSOCIATION 2017






Essex "Team Evolution" Summer League

Special Slalom - Boys & Girls (U12's)

ERSA Summer League - Final Ranking



#ThatsTheERSAWay

Rank	Bib.	RegNo	Year	Cat	(Rank Name)	====	Club	Run 1	Run 2	Run 3	Time	Gap	Points	Perf.
==== ERSA Under 08 Girls====														
1	73		2010	U08 (1)	BROWN Lulu		HEM	23.09	* 22.05	* 21.75	43.80		602.26	-
2	70		2010	U08 (2)	TOWNSEND Mathilda		ESX	23.75	* 22.17	* 21.96	44.13	0.33	612.23	-
3	67		2010	U08 (3)	TOMS Juliette		ESX	* 20.61	1:00.97	* 23.86	44.47	0.67	622.49	+ 1.59
4	72		2011	U08 (4)	HIGGS Sasha		ESX	* 23.42	* 22.51	26.71	45.93	2.13	666.57	-
5	68		2011	U08 (5)	GRIMES Roberta		VIK	DSQ	* 27.38	* 30.14	57.52	13.72	1016.45	+ 101.29

Disqualified - Run 1 (1)

68			2011	U08	GRIMES Roberta		VIK	DSQ	* 27.38	* 30.14				
----	--	--	------	-----	-----------------------	---	-----	-----	---------	---------	--	--	--	--

==== ERSA Under 08 Boys ====

1	6		2010	U08 (1)	AMOS Brody		ESX	* 13.52	* 12.95	13.99	26.47		100.42	- 98.75
2	19		2010	U08 (2)	KINGE Jacob		NOR	* 14.31	1:09.00	* 15.26	29.57	3.10	196.50	- 61.84
3	23		2010	U08 (3)	LAST William		NOR	* 16.57	* 16.17	17.15	32.74	6.27	294.76	- 12.92
4	26		2011	U08 (4)	ENGLAND Zachary		ESX	* 17.88	* 16.61	18.00	34.49	8.02	349.00	- 383.36

==== ERSA Under 10 Girls ====

1	50		2008	U10 (1)	JELPIDIFOROVA Valeria		ESX	13.89	* 13.66	* 13.37	27.03		96.00	- 77.91
2	45	23666	2008	U10 (2)	HOWESON Lucy		HEM	* 13.67	* 13.39	14.42	27.06	0.03	96.91	+ 32.76
3	55		2008	U10 (3)	AMOS Lilly-Ella		ESX	14.56	* 14.24	* 13.89	28.13	1.10	129.21	- 19.03
4	48	23258	2008	U10 (4)	BUNTON Aimee		HEM	* 14.57	* 14.43	14.69	29.00	1.97	155.47	+ 84.55
5	58		2009	U10 (5)	HADDEN Amelia		ESX	* 16.10	* 16.07	16.31	32.17	5.14	251.17	- 6.85
6	60		2009	U10 (6)	MAGNANI Emily		HEM	18.58	* 17.06	* 15.73	32.79	5.76	269.89	- 26.53
7	61		2009	U10 (7)	WELSH Madeleine		VIK	* 17.14	17.49	* 16.82	33.96	6.93	305.21	- 17.72
8	62		2008	U10 (8)	SELF Neve		NOR	20.04	* 19.77	* 19.04	38.81	11.78	451.62	+ 80.12
9	74		2008	U10 (9)	TOLLERVEY Chloe		WGC	* 21.84	* 19.93	24.15	41.77	14.74	540.98	- 7.69
10	75		2009	U10 (10)	KEW Charlotte		ESX	22.04	* 20.74	* 22.01	42.75	15.72	570.57	-

Did Not Start - Run 1 (1)

42			2009	U10	SADLER Isabel		HEM	DNS	DNS	DNS				
----	--	--	------	-----	----------------------	---	-----	-----	-----	-----	--	--	--	--

Did Not Start - Run 2 (1)

42			2009	U10	SADLER Isabel		HEM	DNS	DNS	DNS				
----	--	--	------	-----	----------------------	---	-----	-----	-----	-----	--	--	--	--

Did Not Start - Run 3 (1)







42			2009	U10	SADLER Isabel		HEM	DNS	DNS	DNS				
----	--	--	------	-----	----------------------	---	-----	-----	-----	-----	--	--	--	--

EASTERN REGION SNOWSPORTS ASSOCIATION 2017

Essex "Team Evolution" Summer League

Special Slalom - Boys & Girls (U12's)



















ERSA Summer League - Final Ranking

Rank	Bib.	RegNo	Year	Cat	(Rank Name)	====	Club	Run 1	Run 2	Run 3	Time	Gap	Points	Perf.
=== ERSA Under 10 Boys ===														
1	11		2009	U10 (1)	BLACKWELL Jasper		TAL	35.55	* 15.77	* 16.20	31.97		270.89	+ 144.61
2	21		2008	U10 (2)	CHAUHAN Ruben		NOR	17.57	* 16.83	* 17.13	33.96	1.99	332.57	+ 34.16
3	24		2009	U10 (3)	HARTNELL Freddy		NOR	17.80	* 17.06	* 17.17	34.23	2.26	340.94	+ 0.38
4	18		2009	U10 (4)	GRIMES Myles		VIK	DSQ	* 16.00	* 18.99	34.99	3.02	364.49	+ 118.17
5	28		2009	U10 (5)	HIBBLE Benji		VIK	* 20.06	* 19.40	21.24	39.46	7.49	503.04	-
6	16		2009	U10 (6)	HARTNELL Sonny		NOR	* 15.53	34.15	* 28.07	43.60	11.63	631.36	+ 422.79

Disqualified - Run 1 (1)

18			2009	U10	GRIMES Myles		VIK	DSQ	* 16.00	* 18.99				
----	--	--	------	-----	--------------	---	-----	-----	---------	---------	--	--	--	--

=== ERSA Under 12 Girls ===

1	43	22938	2006	U12 (1)	HOWESON Olivia		HEM	* 11.91	* 11.94	12.49	23.85		0.00	+ 26.18
2	53	22859	2007	U12 (2)	PUTMAN Daisy		TSN	* 12.23	* 12.08	12.54	24.31	0.46	13.89	- 63.17
3	46	22858	2006	U12 (3)	PUTMAN Abigail		TSN	34.58	* 12.55	* 12.68	25.23	1.38	41.66	+ 7.83
4	41		2007	U12 (4)	BUSHELL Grace		NOR	* 12.63	* 12.62	13.70	25.25	1.40	42.26	+ 23.68
5	71		2006	U12 (5)	TOMKINSON Isabella		TSN	13.43	* 12.77	* 13.34	26.11	2.26	68.23	-
6	52	45245	2007	U12 (6)	LEWIS Ffion		CAR	* 13.13	13.15	* 13.02	26.15	2.30	69.43	- 79.23
7	51		2007	U12 (7)	HIGGS Eira-Mia		ESX	13.61	* 13.15	* 13.09	26.24	2.39	72.15	- 64.21
8	44		2006	U12 (8)	VENABLES Phoebe		VIK	* 13.47	* 12.93	13.88	26.40	2.55	76.98	+ 38.48
9	56		2007	U12 (9)	WINSER Gretchen		VIK	* 14.08	* 14.55	15.30	28.63	4.78	144.30	- 84.38
10	54		2007	U12 (10)	KINGE Lucy		NOR	* 14.81	* 14.95	DSQ	29.76	5.91	178.42	+ 33.12
11	47		2007	U12 (11)	COZENS Zoe		NOR	* 15.19	* 15.07	15.29	30.26	6.41	193.51	+ 66.98
12	57		2007	U12 (12)	LAST Isabelle		NOR	* 15.52	* 15.06	15.91	30.58	6.73	203.17	- 35.40
13	59		2006	U12 (13)	SMITH Aimee		HEM	17.02	* 16.18	* 15.92	32.10	8.25	249.06	- 40.87
14	69		2007	U12 (14)	LINCOLN Imogen		NOR	18.07	* 16.49	* 17.51	34.00	10.15	306.42	-
15	63		2007	U12 (15)	KITCHING Martha		VIK	20.01	* 18.24	* 19.18	37.42	13.57	409.66	+ 15.07
16	76		2006	U12 (16)	BUTCHER Issy		ESX	* 18.97	19.61	* 19.52	38.49	14.64	441.96	-
17	64		2006	U12 (17)	WONG Phoebe		HEM	* 20.29	* 20.51	43.34	40.80	16.95	511.70	+ 109.95
18	66		2006	U12 (18)	SMITH Jemma		HEM	* 20.79	20.88	* 20.29	41.08	17.23	520.15	+ 49.16

Did Not Start - Run 1 (1)

49	22930	2006	U12	BLACKWELL Lucy		TAL	DNS	DNS	DNS					
----	-------	------	-----	----------------	---	-----	-----	-----	-----	--	--	--	--	--

Disqualified - Run 1 (1)

65		2006	U12	WONG Romilly		HEM	DSQ	DSQ	DSQ					
----	--	------	-----	--------------	---	-----	-----	-----	-----	--	--	--	--	--

Did Not Start - Run 2 (1)

49	22930	2006	U12	BLACKWELL Lucy		TAL	DNS	DNS	DNS					
----	-------	------	-----	----------------	---	-----	-----	-----	-----	--	--	--	--	--

Disqualified - Run 2 (1)

65		2006	U12	WONG Romilly		HEM	DSQ	DSQ	DSQ					
----	--	------	-----	--------------	---	-----	-----	-----	-----	--	--	--	--	--

Did Not Start - Run 3 (1)

49	22930	2006	U12	BLACKWELL Lucy		TAL	DNS	DNS	DNS					
----	-------	------	-----	----------------	---	-----	-----	-----	-----	--	--	--	--	--

Disqualified - Run 3 (2)


















54		2007	U12	KINGE Lucy		NOR	* 14.81	* 14.95	DSQ					
65		2006	U12	WONG Romilly		HEM	DSQ	DSQ	DSQ					

EASTERN REGION SNOWSPORTS ASSOCIATION 2017

Essex "Team Evolution" Summer League

Special Slalom - Boys & Girls (U12's)

ERSA Summer League - Final Ranking

Rank	Bib.	RegNo	Year	Cat	(Rank Name)	====	Club	Run 1	Run 2	Run 3	Time	Gap	Points	Perf.
=== ERSA Under 12 Boys ===														
1	1	22059	2006	U12	(1) DADE Jake		NOR	* 11.90	* 11.33	11.91	23.23	0.00	+ 40.18	
2	10		2006	U12	(2) HADINGHAM Alex		NOR	* 11.64	* 11.85	12.13	23.49	0.26	8.06	- 4.62
3	3		2007	U12	(3) MITCHELL Kieran		NOR	* 12.23	* 12.06	12.28	24.29	1.06	32.85	+ 39.29
4	2	22363	2006	U12	(4) BROWN Ben		BRO	12.41	* 12.18	* 12.18	24.36	1.13	35.02	- 26.30
5	5		2007	U12	(5) TOMS Harry		ESX	* 12.62	* 12.61	13.03	25.23	2.00	61.99	- 4.22
6	13		2006	U12	(6) COZENS Samuel		NOR	* 12.52	* 12.96	12.97	25.48	2.25	69.74	+ 11.24
7	20		2006	U12	(7) PENNECK Alexander		ESX	* 12.97	* 12.98	13.34	25.95	2.72	84.30	- 200.90
8	7		2007	U12	(8) ENGLAND Alfie		ESX	* 13.53	DNF	* 13.07	26.60	3.37	104.45	+ 31.32
9	12		2006	U12	(9) PHILLIPS Daniel		WGC	DSQ	* 13.47	* 14.03	27.50	4.27	132.35	+ 36.99
10	14		2007	U12	(10) VERGANI Alberto		HEM	14.87	* 14.08	* 13.67	27.75	4.52	140.09	+ 47.58
11	15		2007	U12	(11) WOOD George		VIK	* 14.09	* 13.67	14.33	27.76	4.53	140.40	+ 91.68
12	17		2007	U12	(12) GODLEY Benedict		WGC	* 14.15	* 13.99	15.84	28.14	4.91	152.18	- 64.63
13	25		2007	U12	(13) WEBB Joshua		ESX	* 14.02	14.51	* 14.44	28.46	5.23	162.10	- 242.21
14	29		2007	U12	(14) BROWN Aidan		HEM	* 14.19	* 15.32	15.68	29.51	6.28	194.64	-
15	30		2006	U12	(15) BAILEY Kyan		HEM	* 15.43	* 15.59	16.54	31.02	7.79	241.45	-
16	27		2006	U12	(16) BROWNE Freddie		NOR	DSQ	* 16.58	* 17.99	34.57	11.34	351.48	-
17	22		2007	U12	(17) CHILDS Scott		WGC	* 17.35	* 17.35	18.02	34.70	11.47	355.51	+ 56.07

Did Not Start - Run 1 (2)

4	23617	2006	U12	SADLER Oliver		HEM	DNF	DNF	DNF					
9		2007	U12	SEWELL Bertie		NOR	DNF	DNF	DNF					

Disqualified - Run 1 (3)

8		2006	U12	JELPIDIFOROVA Eric		ESX	DSQ	DSQ	* 15.32					
12		2006	U12	PHILLIPS Daniel		WGC	DSQ	* 13.47	* 14.03					
27		2006	U12	BROWNE Freddie		NOR	DSQ	* 16.58	* 17.99					

Did Not Start - Run 2 (2)

4	23617	2006	U12	SADLER Oliver		HEM	DNF	DNF	DNF					
9		2007	U12	SEWELL Bertie		NOR	DNF	DNF	DNF					

Did Not Finish - Run 2 (1)

7		2007	U12	ENGLAND Alfie		ESX	* 13.53	DNF	* 13.07					
---	--	------	-----	---------------	---	-----	---------	-----	---------	--	--	--	--	--

Disqualified - Run 2 (1)

8		2006	U12	JELPIDIFOROVA Eric		ESX	DSQ	DSQ	* 15.32					
---	--	------	-----	--------------------	---	-----	-----	-----	---------	--	--	--	--	--

Did Not Start - Run 3 (2)

4	23617	2006	U12	SADLER Oliver		HEM	DNF	DNF	DNF					
9		2007	U12	SEWELL Bertie		NOR	DNF	DNF	DNF					

EASTERN REGION SNOWSPORTS ASSOCIATION 2017

Essex "Team Evolution" Summer League

Special Slalom - Boys & Girls (U12's)

ERSA Summer League - Final Ranking



#ThatsTheERSAWay

Rank	Bib.	RegNo	Year	Cat	(Rank Name)	====	Club	Run 1	Run 2	Run 3	Time	Gap
------	------	-------	------	-----	-------------	------	------	-------	-------	-------	------	-----

==ERSA Girls and Ladies ==

1	43	22938	2006	U12 (1)	HOWESON Olivia		HEM	* 11.91	* 11.94	12.49	23.85	
2	53	22859	2007	U12 (2)	PUTMAN Daisy		TSN	* 12.23	* 12.08	12.54	24.31	0.46
3	46	22858	2006	U12 (3)	PUTMAN Abigail		TSN	34.58	* 12.55	* 12.68	25.23	1.38
4	41		2007	U12 (4)	BUSHELL Grace		NOR	* 12.63	* 12.62	13.70	25.25	1.40
5	71		2006	U12 (5)	TOMKINSON Isabella		TSN	13.43	* 12.77	* 13.34	26.11	2.26
6	52	45245	2007	U12 (6)	LEWIS Ffion		CAR	* 13.13	13.15	* 13.02	26.15	2.30
7	51		2007	U12 (7)	HIGGS Eira-Mia		ESX	13.61	* 13.15	* 13.09	26.24	2.39
8	44		2006	U12 (8)	VENABLES Phoebe		VIK	* 13.47	* 12.93	13.88	26.40	2.55
9	50		2008	U10 (1)	JELPIDIFOROVA Valeria		ESX	13.89	* 13.66	* 13.37	27.03	3.18
10	45	23666	2008	U10 (2)	HOWESON Lucy		HEM	* 13.67	* 13.39	14.42	27.06	3.21
11	55		2008	U10 (3)	AMOS Lilly-Ella		ESX	14.56	* 14.24	* 13.89	28.13	4.28
12	56		2007	U12 (9)	WINSER Gretchen		VIK	* 14.08	* 14.55	15.30	28.63	4.78
13	48	23258	2008	U10 (4)	BUNTON Aimee		HEM	* 14.57	* 14.43	14.69	29.00	5.15
14	54		2007	U12 (10)	KINGE Lucy		NOR	* 14.81	* 14.95	DSQ	29.76	5.91
15	47		2007	U12 (11)	COZENS Zoe		NOR	* 15.19	* 15.07	15.29	30.26	6.41
16	57		2007	U12 (12)	LAST Isabelle		NOR	* 15.52	* 15.06	15.91	30.58	6.73
17	59		2006	U12 (13)	SMITH Aimee		HEM	17.02	* 16.18	* 15.92	32.10	8.25
18	58		2009	U10 (5)	HADDEN Amelia		ESX	* 16.10	* 16.07	16.31	32.17	8.32
19	60		2009	U10 (6)	MAGNANI Emily		HEM	18.58	* 17.06	* 15.73	32.79	8.94
20	61		2009	U10 (7)	WELSH Madeleine		VIK	* 17.14	17.49	* 16.82	33.96	10.11
21	69		2007	U12 (14)	LINCOLN Imogen		NOR	18.07	* 16.49	* 17.51	34.00	10.15
22	63		2007	U12 (15)	KITCHING Martha		VIK	20.01	* 18.24	* 19.18	37.42	13.57
23	76		2006	U12 (16)	BUTCHER Issy		ESX	* 18.97	19.61	* 19.52	38.49	14.64
24	62		2008	U10 (8)	SELF Neve		NOR	20.04	* 19.77	* 19.04	38.81	14.96
25	64		2006	U12 (17)	WONG Phoebe		HEM	* 20.29	* 20.51	43.34	40.80	16.95
26	66		2006	U12 (18)	SMITH Jemma		HEM	* 20.79	20.88	* 20.29	41.08	17.23
27	74		2008	U10 (9)	TOLLERVEY Chloe		WGC	* 21.84	* 19.93	24.15	41.77	17.92
28	75		2009	U10 (10)	KEW Charlotte		ESX	22.04	* 20.74	* 22.01	42.75	18.90
29	73		2010	U08 (1)	BROWN Lulu		HEM	23.09	* 22.05	* 21.75	43.80	19.95
30	70		2010	U08 (2)	TOWNSEND Mathilda		ESX	23.75	* 22.17	* 21.96	44.13	20.28
31	67		2010	U08 (3)	TOMS Juliette		ESX	* 20.61	1:00.97	* 23.86	44.47	20.62
32	72		2011	U08 (4)	HIGGS Sasha		ESX	* 23.42	* 22.51	26.71	45.93	22.08
33	68		2011	U08 (5)	GRIMES Roberta		VIK	DSQ	* 27.38	* 30.14	57.52	33.67

Did Not Start - Run 1 (2)

42		2009	U10	SADLER Isabel		HEM	DNS	DNS	DNS			
49	22930	2006	U12	BLACKWELL Lucy		TAL	DNS	DNS	DNS			

Disqualified - Run 1 (2)

65		2006	U12	WONG Romilly		HEM	DSQ	DSQ	DSQ			
68		2011	U08	GRIMES Roberta		VIK	DSQ	* 27.38	* 30.14			

EASTERN REGION SNOWSPORTS ASSOCIATION 2017


Essex "Team Evolution" Summer League

Special Slalom - Boys & Girls (U12's)

ERSA Summer League - Final Ranking

Rank	Bib.	RegNo	Year	Cat	(Rank Name)	====	Club	Run 1	Run 2	Run 3	Time	Gap
------	------	-------	------	-----	-------------	------	------	-------	-------	-------	------	-----



Did Not Start - Run 2 (2)

	42		2009	U10	SADLER Isabel		HEM	DNS	DNS	DNS		
	49	22930	2006	U12	BLACKWELL Lucy		TAL	DNS	DNS	DNS		

Disqualified - Run 2 (1)

	65		2006	U12	WONG Romilly		HEM	DSQ	DSQ	DSQ		
--	----	--	------	-----	---------------------	---	-----	-----	-----	-----	--	--









Did Not Start - Run 3 (2)

	42		2009	U10	SADLER Isabel		HEM	DNS	DNS	DNS		
	49	22930	2006	U12	BLACKWELL Lucy		TAL	DNS	DNS	DNS		

Disqualified - Run 3 (2)

	54		2007	U12	KINGE Lucy		NOR	* 14.81	* 14.95	DSQ		
	65		2006	U12	WONG Romilly		HEM	DSQ	DSQ	DSQ		


== ERSA Boys and Men ==

1	1	22059	2006	U12 (1)	DADE Jake		NOR	* 11.90	* 11.33	11.91	23.23	
2	10		2006	U12 (2)	HADINGHAM Alex		NOR	* 11.64	* 11.85	12.13	23.49	0.26
3	3		2007	U12 (3)	MITCHELL Kieran		NOR	* 12.23	* 12.06	12.28	24.29	1.06
4	2	22363	2006	U12 (4)	BROWN Ben		BRO	12.41	* 12.18	* 12.18	24.36	1.13
5	5		2007	U12 (5)	TOMS Harry		ESX	* 12.62	* 12.61	13.03	25.23	2.00
6	13		2006	U12 (6)	COZENS Samuel		NOR	* 12.52	* 12.96	12.97	25.48	2.25
7	20		2006	U12 (7)	PENNECK Alexander		ESX	* 12.97	* 12.98	13.34	25.95	2.72
8	6		2010	U08 (1)	AMOS Brody		ESX	* 13.52	* 12.95	13.99	26.47	3.24
9	7		2007	U12 (8)	ENGLAND Alfie		ESX	* 13.53	DNF	* 13.07	26.60	3.37
10	12		2006	U12 (9)	PHILLIPS Daniel		WGC	DSQ	* 13.47	* 14.03	27.50	4.27
11	14		2007	U12 (10)	VERGANI Alberto		HEM	14.87	* 14.08	* 13.67	27.75	4.52
12	15		2007	U12 (11)	WOOD George		VIK	* 14.09	* 13.67	14.33	27.76	4.53
13	17		2007	U12 (12)	GODLEY Benedict		WGC	* 14.15	* 13.99	15.84	28.14	4.91
14	25		2007	U12 (13)	WEBB Joshua		ESX	* 14.02	14.51	* 14.44	28.46	5.23
15	29		2007	U12 (14)	BROWN Aidan		HEM	* 14.19	* 15.32	15.68	29.51	6.28
16	19		2010	U08 (2)	KINGE Jacob		NOR	* 14.31	1:09.00	* 15.26	29.57	6.34
17	30		2006	U12 (15)	BAILEY Kyan		HEM	* 15.43	* 15.59	16.54	31.02	7.79
18	11		2009	U10 (1)	BLACKWELL Jasper		TAL	35.55	* 15.77	* 16.20	31.97	8.74
19	23		2010	U08 (3)	LAST William		NOR	* 16.57	* 16.17	17.15	32.74	9.51
20	21		2008	U10 (2)	CHAUHAN Ruben		NOR	17.57	* 16.83	* 17.13	33.96	10.73
21	24		2009	U10 (3)	HARTNELL Freddy		NOR	17.80	* 17.06	* 17.17	34.23	11.00
22	26		2011	U08 (4)	ENGLAND Zachary		ESX	* 17.88	* 16.61	18.00	34.49	11.26
23	27		2006	U12 (16)	BROWNE Freddie		NOR	DSQ	* 16.58	* 17.99	34.57	11.34
24	22		2007	U12 (17)	CHILDS Scott		WGC	* 17.35	* 17.35	18.02	34.70	11.47
25	18		2009	U10 (4)	GRIMES Myles		VIK	DSQ	* 16.00	* 18.99	34.99	11.76
26	28		2009	U10 (5)	HIBBLE Benji		VIK	* 20.06	* 19.40	21.24	39.46	16.23
27	16		2009	U10 (6)	HARTNELL Sonny		NOR	* 15.53	34.15	* 28.07	43.60	20.37

Did Not Start - Run 1 (2)

	4	23617	2006	U12	SADLER Oliver		HEM	DNS	DNS	DNS		
	9		2007	U12	SEWELL Bertie		NOR	DNS	DNS	DNS		

Disqualified - Run 1 (4)



	8		2006	U12	JELPIDIFOROVA Eric		ESX	DSQ	DSQ	* 15.32		
	12		2006	U12	PHILLIPS Daniel		WGC	DSQ	* 13.47	* 14.03		

EASTERN REGION SNOWSPORTS ASSOCIATION 2017

Essex "Team Evolution" Summer League

Special Slalom - Boys & Girls (U12's)

ERSA Summer League - Final Ranking

Rank	Bib.	RegNo	Year	Cat	(Rank Name)	====	Club	Run 1	Run 2	Run 3	Time	Gap
	18		2009	U10	GRIMES Myles		VIK	DSQ	* 16.00	* 18.99		
	27		2006	U12	BROWNE Freddie		NOR	DSQ	* 16.58	* 17.99		

Did Not Start - Run 2 (2)

	4	23617	2006	U12	SADLER Oliver		HEM	DNS	DNS	DNS		
	9		2007	U12	SEWELL Bertie		NOR	DNS	DNS	DNS		

Did Not Finish - Run 2 (1)

	7		2007	U12	ENGLAND Alfie		ESX	* 13.53	DNF	* 13.07		
--	---	--	------	-----	----------------------	---	-----	---------	-----	---------	--	--

Disqualified - Run 2 (1)

	8		2006	U12	JELPIDIFOROVA Eric		ESX	DSQ	DSQ	* 15.32		
--	---	--	------	-----	---------------------------	---	-----	-----	-----	---------	--	--

Did Not Start - Run 3 (2)

	4	23617	2006	U12	SADLER Oliver		HEM	DNS	DNS	DNS		
	9		2007	U12	SEWELL Bertie		NOR	DNS	DNS	DNS		

EASTERN REGION SNOWSPORTS ASSOCIATION 2017












Essex "Team Evolution" Summer League

Special Slalom - Female & Male

ERSA Summer League - Final Ranking



#ThatsTheERSAWay

Rank	Bib.	RegNo	Year	Cat	(Rank Name	====	Club	Run-1	Run-2	Run-3	Time	Gap	Points	Perf.
=== ERS Under 14 Girls ===														
1	73	23492	2004	U14 (1)	HERRIES Olivia		HEM	12.83	* 12.30	* 12.74	25.04		111.20	+ 54.53
2	75		2004	U14 (2)	VENABLES Felicity		VIK	13.45	* 12.65	* 12.98	25.63	0.59	130.79	- 1.88
3	82	22122	2005	U14 (3)	THOMPSON Niamh		TSN	13.49	* 13.28	* 12.92	26.20	1.16	149.71	- 28.78
4	74	23421	2004	U14 (4)	HUGHES Sophie		ESX	* 13.28	13.47	* 13.28	26.56	1.52	161.66	- 79.23
5	93		2005	U14 (5)	LINCOLN Isabel		NOR	17.58	* 13.65	* 13.67	27.32	2.28	186.89	- 235.98
6	90		2005	U14 (6)	SCOTT-AMOS Beth		NOR	14.48	* 14.35	* 13.75	28.10	3.06	212.78	- 133.53
7	94	22937	2005	U14 (7)	ALEY Lauren		HEM	* 13.94	14.49	* 14.21	28.15	3.11	214.44	- 238.98
8	76		2004	U14 (8)	WOOD Caitlin		VIK	16.28	* 14.73	* 14.59	29.32	4.28	253.28	- 7.81
9	91		2005	U14 (9)	SAUNDERS Mackenzi		VIK	17.03	* 15.96	* 16.66	32.62	7.58	362.82	+ 11.23
10	95		2004	U14 (10)	GLADIN Amber		HEM	18.21	* 17.18	* 17.23	34.41	9.37	422.24	- 501.01
11	97		2005	U14 (11)	KING Chloe		HEM	25.64	* 17.57	* 17.93	35.50	10.46	458.42	-

Did Not Start - Run-1 (1)

99		2005	U14		BELL Matilda		HEM	DNS	DNS	DNS				
----	--	------	-----	--	--------------	---	-----	-----	-----	-----	--	--	--	--

Did Not Finish - Run-1 (1)

101		23826	2004	U14	DRYER Amelie		SMK	DNF	DNS	DNS				
-----	--	-------	------	-----	--------------	---	-----	-----	-----	-----	--	--	--	--











Did Not Start - Run-2 (2)

99		2005	U14		BELL Matilda		HEM	DNS	DNS	DNS				
101		23826	2004	U14	DRYER Amelie		SMK	DNF	DNS	DNS				

Did Not Start - Run-3 (2)

99		2005	U14		BELL Matilda		HEM	DNS	DNS	DNS				
101		23826	2004	U14	DRYER Amelie		SMK	DNF	DNS	DNS				

=== ERS Under 14 Boys ===

1	28	21604	2005	U14 (1)	OGDEN Alex		NOR	12.44	* 12.10	* 11.23	23.33		102.20	- 56.46
2	22	21649	2005	U14 (2)	BUNTON Ryan		HEM	* 11.72	11.75	* 11.85	23.57	0.24	110.66	- 18.79
3	60	22087	2005	U14 (3)	PARKER Travis		NOR	12.25	* 12.19	* 12.04	24.23	0.90	133.92	-
4	34	23354	2005	U14 (4)	CHAUHAN Rohan		NOR	DSQ	* 13.24	* 12.78	26.02	2.69	197.00	- 31.74
5	44		2004	U14 (5)	DAVIES Ben		NOR	14.89	* 14.24	* 13.46	27.70	4.37	256.21	- 82.33
6	43		2005	U14 (6)	SHELLY Jack		VIK	* 14.12	DNF	* 14.05	28.17	4.84	272.78	- 63.18
7	45		2004	U14 (7)	FULCHER Lewis		VIK	16.88	* 15.06	* 14.70	29.76	6.43	328.81	- 12.09
8	53		2005	U14 (8)	PARTLETT-HULSTROM Albie		VIK	16.06	* 15.54	* 15.06	30.60	7.27	358.41	-
9	61		2005	U14 (9)	PAGE-BROWNE Adam		WGC	15.45	* 14.96	* 15.97	30.93	7.60	370.04	-
10	55		2005	U14 (10)	HILYER-ZIEGLER Herbie		NOR	22.40	* 17.42	* 16.09	33.51	10.18	460.97	-

EASTERN REGION SNOWSPORTS ASSOCIATION 2017

Essex "Team Evolution" Summer League

Special Slalom - Female & Male

ERSA Summer League - Final Ranking

Rank	Bib.	RegNo	Year	Cat	(Rank Name)	====	Club	Run-1	Run-2	Run-3	Time	Gap	Points	Perf.
11	59		2005	U14	(11) TEMPLE Freddy		NOR	22.56	* 19.17	* 14.60	33.77	10.44	470.13	-
12	56		2005	U14	(12) HOWGEGO Jake		HEM	* 19.98	DSQ	* 21.09	41.07	17.74	727.40	-

Did Not Start - Run-1 (1)

41		2005	U14	THOMSON Kai		VIK	DNS	DNS	DNS					
----	--	------	-----	-------------	---	-----	-----	-----	-----	--	--	--	--	--

Disqualified - Run-1 (1)

34	23354	2005	U14	CHAUHAN Rohan		NOR	DSQ	* 13.24	* 12.78					
----	-------	------	-----	---------------	---	-----	-----	---------	---------	--	--	--	--	--

Did Not Start - Run-2 (1)

41		2005	U14	THOMSON Kai		VIK	DNS	DNS	DNS					
----	--	------	-----	-------------	---	-----	-----	-----	-----	--	--	--	--	--

Did Not Finish - Run-2 (1)

43		2005	U14	SHELLY Jack		VIK	* 14.12	DNF	* 14.05					
----	--	------	-----	-------------	---	-----	---------	-----	---------	--	--	--	--	--

Disqualified - Run-2 (1)

56		2005	U14	HOWGEGO Jake		HEM	* 19.98	DSQ	* 21.09					
----	--	------	-----	--------------	---	-----	---------	-----	---------	--	--	--	--	--

Did Not Start - Run-3 (1)

41		2005	U14	THOMSON Kai		VIK	DNS	DNS	DNS					
----	--	------	-----	-------------	---	-----	-----	-----	-----	--	--	--	--	--










Did Not Finish - Run-3 (1)

33		2004	U14	FISHER Edward		ESX	50.78	* 13.53	DNF					
----	--	------	-----	---------------	---	-----	-------	---------	-----	--	--	--	--	--

Disqualified - Run-3 (1)

57	23247	2005	U14	WARNE Ben		HEM	15.20	* 14.94	DSQ					
----	-------	------	-----	-----------	---	-----	-------	---------	-----	--	--	--	--	--

=== ERSA Under 16 Girls ===

1	84	23246	2003	U16	(1) WARNE Charlotte		HEM	13.17	* 12.84	* 12.80	25.64		131.12	+ 10.85
2	87	23069	2002	U16	(2) LANDER Isabelle		HEM	DNF	* 12.83	* 12.85	25.68	0.04	132.45	- 157.10
3	78		2002	U16	(3) HAWES Isobel		NOR	13.44	* 13.44	* 13.45	26.89	1.25	172.61	- 56.42
4	72	45246	2003	U16	(4) LEWIS Seren		CAR	* 13.42	13.58	* 13.50	26.92	1.28	173.61	- 19.03
5	88		2003	U16	(5) GROSE Elise		NOR	14.17	* 13.95	* 14.04	27.99	2.35	209.13	- 97.21
6	85		2003	U16	(6) WEST Sophie		VIK	* 14.21	14.40	* 13.80	28.01	2.37	209.79	+ 20.37
7	86	23350	2002	U16	(7) GOMEZ CLARKE Anna		NOR	29.63	* 14.40	* 14.21	28.61	2.97	229.71	- 39.52
8	89		2003	U16	(8) CUTHBERT Tia		VIK	DNF	* 16.72	* 16.23	32.95	7.31	373.78	+ 44.69
9	77	21925	2003	U16	(9) MCLEISH Emily		HEM	12.89	* 12.25	* 31.56	43.81	18.17	734.27	+ 681.29

Did Not Start - Run-1 (1)

96		2003	U16	COOMBES Olivia		WGC	DNS	DNS	DNS					
----	--	------	-----	----------------	---	-----	-----	-----	-----	--	--	--	--	--

Did Not Finish - Run-1 (2)

87	23069	2002	U16	LANDER Isabelle		HEM	DNF	* 12.83	* 12.85					
89		2003	U16	CUTHBERT Tia		VIK	DNF	* 16.72	* 16.23					

Did Not Start - Run-2 (1)

96		2003	U16	COOMBES Olivia		WGC	DNS	DNS	DNS					
----	--	------	-----	----------------	---	-----	-----	-----	-----	--	--	--	--	--

Did Not Start - Run-3 (1)

96		2003	U16	COOMBES Olivia		WGC	DNS	DNS	DNS					
----	--	------	-----	----------------	---	-----	-----	-----	-----	--	--	--	--	--

EASTERN REGION SNOWSPORTS ASSOCIATION 2017

Essex "Team Evolution" Summer League

Special Slalom - Female & Male














ERSA Summer League - Final Ranking

Rank	Bib.	RegNo	Year	Cat	(Rank Name)	====	Club	Run-1	Run-2	Run-3	Time	Gap	Points	Perf.
------	------	-------	------	-----	-------------	------	------	-------	-------	-------	------	-----	--------	-------

Did Not Finish - Run-3 (3)

71	22179	2003	U16		HOLMES Abby		NOR	12.94	* 12.23	DNF				
100	21897	2002	U16		MARTIN Lily		ESX	11.58	* 11.11	DNF				
102		2002	U16		DONNELLY Nieve		ESX	15.85	* 14.92	DNF				

=== ERSA Under 16 Boys ===

1	6	19855	2002	U16 (1)	BINGHAM Nicholas		ESX	10.73	* 10.68	* 10.56	21.24		28.55	- 31.01
2	1	20748	2003	U16 (2)	DADE Tommy		NOR	11.17	* 10.93	* 10.69	21.62	0.38	41.94	- 9.87
3	14	20884	2003	U16 (3)	THOMPSON Joseph		NOR	11.50	* 10.95	* 10.78	21.73	0.49	45.81	+ 4.09
4	13		2002	U16 (4)	GOMEZ CLARKE Jamie		NOR	11.33	* 10.98	* 11.18	22.16	0.92	60.97	- 25.14
5	12	21194	2003	U16 (5)	NEWTON Charlie		HEM	11.81	* 11.47	* 11.29	22.76	1.52	82.11	+ 0.05
6	24		2002	U16 (6)	CROUGHAN Ewan		NOR	12.10	* 11.52	* 11.85	23.37	2.13	103.61	- 39.60
7	25	20264	2003	U16 (7)	REIDY Thomas		HEM	13.67	* 12.52	* 12.11	24.63	3.39	148.02	+ 2.93
8	21		2003	U16 (8)	TURNER Alfie		HEM	13.29	* 12.70	* 12.12	24.82	3.58	154.71	+ 31.41
8	15	23349	2003	U16 (8)	BUSHELL George		NOR	* 12.49	12.50	* 12.33	24.82	3.58	154.71	+ 70.40
10	17		2002	U16 (10)	HIGGINS James		NOR	13.15	* 12.71	* 12.48	25.19	3.95	167.75	+ 57.27
11	40		2003	U16 (11)	ALGER James		NOR	13.76	* 13.35	* 12.92	26.27	5.03	205.81	- 84.09
11	35		2002	U16 (11)	ROSE Tobias		NOR	13.56	* 13.15	* 13.12	26.27	5.03	205.81	- 30.47
13	27		2003	U16 (13)	MCANALLY Ewan		WGC	* 13.17	13.62	* 13.46	26.63	5.39	218.50	+ 63.12

Did Not Start - Run-1 (1)

29		2003	U16		SEWELL Sebastian		NOR	DNS	DNS	DNS				
----	--	------	-----	--	-------------------------	---	-----	-----	-----	-----	--	--	--	--

Did Not Start - Run-2 (1)

29		2003	U16		SEWELL Sebastian		NOR	DNS	DNS	DNS				
----	--	------	-----	--	-------------------------	---	-----	-----	-----	-----	--	--	--	--

Did Not Start - Run-3 (1)

29		2003	U16		SEWELL Sebastian		NOR	DNS	DNS	DNS				
----	--	------	-----	--	-------------------------	---	-----	-----	-----	-----	--	--	--	--

=== ERSA Under 18 Ladies ===

1	80	20337	2001	U18 (1)	SKIPPER Megan		NOR	11.04	* 11.01	* 10.68	21.69		0.00	+ 9.37
2	79	20339	2000	U18 (2)	BURROUGHS Hannah		NOR	DSQ	* 11.36	* 11.31	22.67	0.98	32.53	+ 22.86
3	92		2001	U18 (3)	ELPHICK Isabel		ESX	17.15	* 16.10	* 16.03	32.13	10.44	346.56	- 50.16
4	98		2000	U18 (4)	TOPPING Bethany		NOR	26.63	* 18.10	* 16.58	34.68	12.99	431.20	-

Disqualified - Run-1 (1)

79	20339	2000	U18		BURROUGHS Hannah		NOR	DSQ	* 11.36	* 11.31				
----	-------	------	-----	--	-------------------------	---	-----	-----	---------	---------	--	--	--	--

=== ERSA Under 18 Men ===

1	4	21723	2000	U18 (1)	HOWE Charlie		NOR	* 10.64	DNF	* 10.50	21.14		25.02	- 13.03
2	10	23185	2000	U18 (2)	STEWART Oliver		NOR	11.29	* 11.05	* 10.99	22.04	0.90	56.74	+ 2.69
3	7		2000	U18 (3)	THOMPSON Connor		VIK	11.77	* 11.17	* 11.44	22.61	1.47	76.83	+ 21.93
4	2	20184	2000	U18 (4)	NEWTON William		HEM	11.55	* 11.53	* 11.39	22.92	1.78	87.75	+ 26.97
5	62	21875	2001	U18 (5)	HADDEN Alex		ESX	* 11.85	12.15	* 12.65	24.50	3.36	143.44	+ 49.81

Did Not Start - Run-1 (1)

54		2001	U18		MUNTON Joshua		TAL	DNS	DNS	DNS				
----	--	------	-----	--	----------------------	---	-----	-----	-----	-----	--	--	--	--

EASTERN REGION SNOWSPORTS ASSOCIATION 2017

Essex "Team Evolution" Summer League

Special Slalom - Female & Male

ERSA Summer League - Final Ranking

Rank	Bib.	RegNo	Year	Cat	(Rank Name)	====	Club	Run-1	Run-2	Run-3	Time	Gap	Points	Perf.
------	------	-------	------	-----	-------------	------	------	-------	-------	-------	------	-----	--------	-------

Did Not Start - Run-2 (1)

	54		2001	U18	MUNTON Joshua		TAL	DNS	DNS	DNS				
--	----	--	------	-----	---------------	---	-----	-----	-----	-----	--	--	--	--

Did Not Finish - Run-2 (1)

	4	21723	2000	U18	HOWE Charlie		NOR	* 10.64	DNF	* 10.50				
--	---	-------	------	-----	--------------	---	-----	---------	-----	---------	--	--	--	--

Did Not Start - Run-3 (1)

	54		2001	U18	MUNTON Joshua		TAL	DNS	DNS	DNS				
--	----	--	------	-----	---------------	---	-----	-----	-----	-----	--	--	--	--

Disqualified - Run-3 (1)

	42		2001	U18	NORMAN Oliver		VIK	* 15.13	15.21	DSQ				
--	----	--	------	-----	---------------	---	-----	---------	-------	-----	--	--	--	--






=== ERSA Under 21 Men ===

1	5	18810	1997	U21 (1)	FENELEY Luke		NOR	10.54	* 10.24	* 10.19	20.43		0.00	+ 6.50
2	26		1998	U21 (2)	SYDER James		NOR	* 12.43	13.03	* 12.28	24.71	4.28	150.84	+ 5.03
3	20		1998	U21 (3)	LEVENE Harry		VIK	13.25	* 12.77	* 12.68	25.45	5.02	176.92	+ 58.11

=== ERSA Senior/Masters 1 Ladies ===

1	81		1985	SM1 (1)	DEDECJUS Anna		HEM	14.72	* 14.27	* 14.31	28.58		228.71	+ 12.13
---	----	--	------	---------	---------------	---	-----	-------	---------	---------	--------------	--	--------	---------

=== ERSA Senior/Masters 1 Men ===

1	9	20293	1996	SM1 (1)	CLAYTON Adam		NOR	11.16	* 10.28	* 10.17	20.45		0.70	+ 12.36
2	3	14899	1995	SM1 (2)	MERCER Patrick		NOR	* 11.40	DSQ	* 10.99	22.39	1.94	69.07	+ 60.37
3	8	18807	1993	SM1 (3)	MROZ Domink		ESX	12.39	* 12.17	* 11.84	24.01	3.56	126.17	+ 38.77
4	36		1979	SM1 (4)	AMOS Martin		ESX	14.12	* 13.88	* 14.05	27.93	7.48	264.32	- 12.74
5	30	22138	1987	SM1 (5)	BELLAMY Edward		NOR	* 14.10	14.76	* 13.98	28.08	7.63	269.60	+ 99.43

Disqualified - Run-2 (1)

	3	14899	1995	SM1	MERCER Patrick		NOR	* 11.40	DSQ	* 10.99				
--	---	-------	------	-----	----------------	---	-----	---------	-----	---------	--	--	--	--

=== ERSA Masters 2 Ladies ===

1	83	20742	1971	MA2 (1)	SAMPSON Melissa		NOR	14.23	* 13.44	* 13.04	26.48		159.00	+ 68.19
2	103		1974	MA2 (2)	GRIMES Nicola		VIK	21.01	* 19.22	* 18.71	37.93	11.45	539.09	-

=== ERSA Masters 2 Men ===

1	23	18665	1967	MA2 (1)	SYDER Mark		NOR	* 13.38	DSQ	* 13.50	26.88		227.31	+ 94.94
2	31		1967	MA2 (2)	DURANT Jim		VIK	* 13.69	13.73	* 13.54	27.23	0.35	239.65	+ 57.08
3	58		1970	MA2 (3)	FISHER James		ESX	15.65	* 14.91	* 14.07	28.98	2.10	301.32	-
4	50		1973	MA2 (4)	WOOD Andy		VIK	15.92	* 14.80	* 15.34	30.14	3.26	342.20	- 124.34
5	48		1973	MA2 (5)	GRIMES Daniel		VIK	DNF	* 15.28	* 15.47	30.75	3.87	363.70	- 28.16

Did Not Finish - Run-1 (1)

	48		1973	MA2	GRIMES Daniel		VIK	DNF	* 15.28	* 15.47				
--	----	--	------	-----	---------------	---	-----	-----	---------	---------	--	--	--	--

EASTERN REGION SNOWSPORTS ASSOCIATION 2017

Essex "Team Evolution" Summer League

Special Slalom - Female & Male

ERSA Summer League - Final Ranking

Rank	Bib.	RegNo	Year	Cat	(Rank Name	====	Club	Run-1	Run-2	Run-3	Time	Gap	Points	Perf.
------	------	-------	------	-----	------------	------	------	-------	-------	-------	------	-----	--------	-------

Did Not Finish - Run-2 (1)

52		1972	MA2		LINCOLN Piers		NOR	* 16.68	DNF	DSQ				
----	--	------	-----	--	---------------	---	-----	---------	-----	-----	--	--	--	--

Disqualified - Run-2 (1)

23	18665	1967	MA2		SYDER Mark		NOR	* 13.38	DSQ	* 13.50				
----	-------	------	-----	--	------------	---	-----	---------	-----	---------	--	--	--	--

Disqualified - Run-3 (2)

49		1971	MA2		KINGE Blane		NOR	16.25	* 14.35	DSQ				
52		1972	MA2		LINCOLN Piers		NOR	* 16.68	DNF	DSQ				

==== ERSA Masters 3 Men ====

1	16	10596	1963	MA3 (1)	BUNTON Paul		HEM	11.91	* 11.66	* 11.53	23.19		97.27	- 7.96
2	11	17468	1961	MA3 (2)	GIBB Jim		CHT	12.32	* 11.86	* 11.84	23.70	0.51	115.24	+ 20.94
3	18		1964	MA3 (3)	THOMSON Stewart		VIK	21.68	* 12.33	* 11.96	24.29	1.10	136.04	+ 19.33
4	38	9379	1958	MA3 (4)	PROUDLOVE Andrew		BRO	12.35	* 12.30	* 12.32	24.62	1.43	147.67	- 134.52
5	19		1966	MA3 (5)	HOLMES Peter		NOR	13.02	* 12.92	* 12.37	25.29	2.10	171.28	+ 54.51
6	39		1960	MA3 (6)	CAMPBELL Stephen		WGC	15.60	* 14.95	* 13.91	28.86	5.67	297.09	+ 11.16
7	32		1966	MA3 (7)	GARRETT Mike		NOR	18.56	* 15.65	* 14.61	30.26	7.07	346.43	+ 160.18
8	46	19335	1964	MA3 (8)	MROZ Jaroslaw		ESX	* 17.44	17.49	* 15.85	33.29	10.10	453.22	+ 90.12

==== ERSA Masters 4 Men ====

1	47		1951	MA4 (1)	COOPER Douglas		NOR	17.29	* 16.05	* 16.93	32.98		442.29	+ 67.52
2	51		1946	MA4 (2)	COOPER Ron		NOR	16.71	* 16.39	* 16.73	33.12	0.14	447.22	- 37.37

Did Not Start - Run-1 (1)

37		1955	MA4		DANBURY Mike		WGC	DNS	DNS	DNS				
----	--	------	-----	--	--------------	---	-----	-----	-----	-----	--	--	--	--

Did Not Start - Run-2 (1)

37		1955	MA4		DANBURY Mike		WGC	DNS	DNS	DNS				
----	--	------	-----	--	--------------	---	-----	-----	-----	-----	--	--	--	--

Did Not Start - Run-3 (1)

37		1955	MA4		DANBURY Mike		WGC	DNS	DNS	DNS				
----	--	------	-----	--	--------------	---	-----	-----	-----	-----	--	--	--	--

EASTERN REGION SNOWSPORTS ASSOCIATION 2017

Essex "Team Evolution" Summer League

Special Slalom - Female & Male

ERSA Summer League - Final Ranking



#ThatsTheERSAWay

Rank	Bib.	RegNo	Year	Cat	(Rank Name)	====	Club	Run-1	Run-2	Run-3	Time	Gap
------	------	-------	------	-----	-------------	------	------	-------	-------	-------	------	-----

==ERSA Girls and Ladies ==

1	80	20337	2001	U18	(1)	SKIPPER Megan		NOR	11.04	* 11.01	* 10.68	21.69	
2	79	20339	2000	U18	(2)	BURROUGHS Hannah		NOR	DSQ	* 11.36	* 11.31	22.67	0.98
3	73	23492	2004	U14	(1)	HERRIES Olivia		HEM	12.83	* 12.30	* 12.74	25.04	3.35
4	75		2004	U14	(2)	VENABLES Felicity		VIK	13.45	* 12.65	* 12.98	25.63	3.94
5	84	23246	2003	U16	(1)	WARNE Charlotte		HEM	13.17	* 12.84	* 12.80	25.64	3.95
6	87	23069	2002	U16	(2)	LANDER Isabelle		HEM	DNF	* 12.83	* 12.85	25.68	3.99
7	82	22122	2005	U14	(3)	THOMPSON Niamh		TSN	13.49	* 13.28	* 12.92	26.20	4.51
8	83	20742	1971	MA2	(1)	SAMPSON Melissa		NOR	14.23	* 13.44	* 13.04	26.48	4.79
9	74	23421	2004	U14	(4)	HUGHES Sophie		ESX	* 13.28	13.47	* 13.28	26.56	4.87
10	78		2002	U16	(3)	HAWES Isobel		NOR	13.44	* 13.44	* 13.45	26.89	5.20
11	72	45246	2003	U16	(4)	LEWIS Seren		CAR	* 13.42	13.58	* 13.50	26.92	5.23
12	93		2005	U14	(5)	LINCOLN Isabel		NOR	17.58	* 13.65	* 13.67	27.32	5.63
13	88		2003	U16	(5)	GROSE Elise		NOR	14.17	* 13.95	* 14.04	27.99	6.30
14	85		2003	U16	(6)	WEST Sophie		VIK	* 14.21	14.40	* 13.80	28.01	6.32
15	90		2005	U14	(6)	SCOTT-AMOS Beth		NOR	14.48	* 14.35	* 13.75	28.10	6.41
16	94	22937	2005	U14	(7)	ALEY Lauren		HEM	* 13.94	14.49	* 14.21	28.15	6.46
17	81		1985	SM1	(1)	DEDECJUS Anna		HEM	14.72	* 14.27	* 14.31	28.58	6.89
18	86	23350	2002	U16	(7)	GOMEZ CLARKE Anna		NOR	29.63	* 14.40	* 14.21	28.61	6.92
19	76		2004	U14	(8)	WOOD Caitlin		VIK	16.28	* 14.73	* 14.59	29.32	7.63
20	92		2001	U18	(3)	ELPHICK Isabel		ESX	17.15	* 16.10	* 16.03	32.13	10.44
21	91		2005	U14	(9)	SAUNDERS Mackenzi		VIK	17.03	* 15.96	* 16.66	32.62	10.93
22	89		2003	U16	(8)	CUTHBERT Tia		VIK	DNF	* 16.72	* 16.23	32.95	11.26
23	95		2004	U14	(10)	GLADIN Amber		HEM	18.21	* 17.18	* 17.23	34.41	12.72
24	98		2000	U18	(4)	TOPPING Bethany		NOR	26.63	* 18.10	* 16.58	34.68	12.99
25	97		2005	U14	(11)	KING Chloe		HEM	25.64	* 17.57	* 17.93	35.50	13.81
26	103		1974	MA2	(2)	GRIMES Nicola		VIK	21.01	* 19.22	* 18.71	37.93	16.24
27	77	21925	2003	U16	(9)	MCLEISH Emily		HEM	12.89	* 12.25	* 31.56	43.81	22.12

Did Not Start - Run-1 (2)

96		2003	U16		COOMBES Olivia		WGC	DNS	DNS	DNS		
99		2005	U14		BELL Matilda		HEM	DNS	DNS	DNS		

Did Not Finish - Run-1 (3)

87	23069	2002	U16		LANDER Isabelle		HEM	DNF	* 12.83	* 12.85		
89		2003	U16		CUTHBERT Tia		VIK	DNF	* 16.72	* 16.23		
101	23826	2004	U14		DRYER Amelie		SMK	DNF	DNS	DNS		

Disqualified - Run-1 (1)

79	20339	2000	U18		BURROUGHS Hannah		NOR	DSQ	* 11.36	* 11.31		
----	-------	------	-----	--	------------------	---	-----	-----	---------	---------	--	--

EASTERN REGION SNOWSPORTS ASSOCIATION 2017

Essex "Team Evolution" Summer League

Special Slalom - Female & Male

ERSA Summer League - Final Ranking

Rank Bib. RegNo Year Cat (Rank Name) ===== Club Run-1 Run-2 Run-3 Time Gap

Did Not Start - Run-2 (3)

96		2003	U16		COOMBES Olivia		WGC	DNS	DNS	DNS	
99		2005	U14		BELL Matilda		HEM	DNS	DNS	DNS	
101	23826	2004	U14		DRYER Amelie		SMK	DNF	DNS	DNS	

Did Not Start - Run-3 (3)

96		2003	U16		COOMBES Olivia		WGC	DNS	DNS	DNS	
99		2005	U14		BELL Matilda		HEM	DNS	DNS	DNS	
101	23826	2004	U14		DRYER Amelie		SMK	DNF	DNS	DNS	

Did Not Finish - Run-3 (3)

71	22179	2003	U16		HOLMES Abby		NOR	12.94	* 12.23	DNF	
100	21897	2002	U16		MARTIN Lily		ESX	11.58	* 11.11	DNF	
102		2002	U16		DONNELLY Nieve		ESX	15.85	* 14.92	DNF	

== ERSА Boys and Men ==








1	5	18810	1997	U21	(1)	FENELEY Luke		NOR	10.54	* 10.24	* 10.19	20.43	
2	9	20293	1996	SM1	(1)	CLAYTON Adam		NOR	11.16	* 10.28	* 10.17	20.45	0.02
3	4	21723	2000	U18	(1)	HOWE Charlie		NOR	* 10.64	DNF	* 10.50	21.14	0.71
4	6	19855	2002	U16	(1)	BINGHAM Nicholas		ESX	10.73	* 10.68	* 10.56	21.24	0.81
5	1	20748	2003	U16	(2)	DADE Tommy		NOR	11.17	* 10.93	* 10.69	21.62	1.19
6	14	20884	2003	U16	(3)	THOMPSON Joseph		NOR	11.50	* 10.95	* 10.78	21.73	1.30
7	10	23185	2000	U18	(2)	STEWART Oliver		NOR	11.29	* 11.05	* 10.99	22.04	1.61
8	13		2002	U16	(4)	GOMEZ CLARKE Jamie		NOR	11.33	* 10.98	* 11.18	22.16	1.73
9	3	14899	1995	SM1	(2)	MERCER Patrick		NOR	* 11.40	DSQ	* 10.99	22.39	1.96
10	7		2000	U18	(3)	THOMPSON Connor		VIK	11.77	* 11.17	* 11.44	22.61	2.18
11	12	21194	2003	U16	(5)	NEWTON Charlie		HEM	11.81	* 11.47	* 11.29	22.76	2.33
12	2	20184	2000	U18	(4)	NEWTON William		HEM	11.55	* 11.53	* 11.39	22.92	2.49
13	16	10596	1963	MA3	(1)	BUNTON Paul		HEM	11.91	* 11.66	* 11.53	23.19	2.76
14	28	21604	2005	U14	(1)	OGDEN Alex		NOR	12.44	* 12.10	* 11.23	23.33	2.90
15	24		2002	U16	(6)	CROUGHAN Ewan		NOR	12.10	* 11.52	* 11.85	23.37	2.94
16	22	21649	2005	U14	(2)	BUNTON Ryan		HEM	* 11.72	11.75	* 11.85	23.57	3.14
17	11	17468	1961	MA3	(2)	GIBB Jim		CHT	12.32	* 11.86	* 11.84	23.70	3.27
18	8	18807	1993	SM1	(3)	MROZ Domink		ESX	12.39	* 12.17	* 11.84	24.01	3.58
19	60	22087	2005	U14	(3)	PARKER Travis		NOR	12.25	* 12.19	* 12.04	24.23	3.80
20	18		1964	MA3	(3)	THOMSON Stewart		VIK	21.68	* 12.33	* 11.96	24.29	3.86
21	62	21875	2001	U18	(5)	HADDEN Alex		ESX	* 11.85	12.15	* 12.65	24.50	4.07
22	38	9379	1958	MA3	(4)	PROUDLOVE Andrew		BRO	12.35	* 12.30	* 12.32	24.62	4.19
23	25	20264	2003	U16	(7)	REIDY Thomas		HEM	13.67	* 12.52	* 12.11	24.63	4.20
24	26		1998	U21	(2)	SYDER James		NOR	* 12.43	13.03	* 12.28	24.71	4.28
25	21		2003	U16	(8)	TURNER Alfie		HEM	13.29	* 12.70	* 12.12	24.82	4.39
25	15	23349	2003	U16	(8)	BUSHELL George		NOR	* 12.49	12.50	* 12.33	24.82	4.39
27	17		2002	U16	(10)	HIGGINS James		NOR	13.15	* 12.71	* 12.48	25.19	4.76
28	19		1966	MA3	(5)	HOLMES Peter		NOR	13.02	* 12.92	* 12.37	25.29	4.86
29	20		1998	U21	(3)	LEVENE Harry		VIK	13.25	* 12.77	* 12.68	25.45	5.02
30	34	23354	2005	U14	(4)	CHAUHAN Rohan		NOR	DSQ	* 13.24	* 12.78	26.02	5.59
31	40		2003	U16	(11)	ALGER James		NOR	13.76	* 13.35	* 12.92	26.27	5.84
31	35		2002	U16	(11)	ROSE Tobias		NOR	13.56	* 13.15	* 13.12	26.27	5.84
33	27		2003	U16	(13)	MCANALLY Ewan		WGC	* 13.17	13.62	* 13.46	26.63	6.20
34	23	18665	1967	MA2	(1)	SYDER Mark		NOR	* 13.38	DSQ	* 13.50	26.88	6.45
35	31		1967	MA2	(2)	DURANT Jim		VIK	* 13.69	13.73	* 13.54	27.23	6.80
36	44		2004	U14	(5)	DAVIES Ben		NOR	14.89	* 14.24	* 13.46	27.70	7.27
37	36		1979	SM1	(4)	AMOS Martin		ESX	14.12	* 13.88	* 14.05	27.93	7.50

EASTERN REGION SNOWSPORTS ASSOCIATION 2017

Essex "Team Evolution" Summer League

Special Slalom - Female & Male

ERSA Summer League - Final Ranking

Rank	Bib.	RegNo	Year	Cat	(Rank Name)	====	Club	Run-1	Run-2	Run-3	Time	Gap
38	30	22138	1987	SM1	(5) BELLAMY Edward		NOR	* 14.10	14.76	* 13.98	28.08	7.65
39	43		2005	U14	(6) SHELLY Jack		VIK	* 14.12	DNF	* 14.05	28.17	7.74
40	39		1960	MA3	(6) CAMPBELL Stephen		WGC	15.60	* 14.95	* 13.91	28.86	8.43
41	58		1970	MA2	(3) FISHER James		ESX	15.65	* 14.91	* 14.07	28.98	8.55
42	45		2004	U14	(7) FULCHER Lewis		VIK	16.88	* 15.06	* 14.70	29.76	9.33
43	50		1973	MA2	(4) WOOD Andy		VIK	15.92	* 14.80	* 15.34	30.14	9.71
44	32		1966	MA3	(7) GARRETT Mike		NOR	18.56	* 15.65	* 14.61	30.26	9.83
45	53		2005	U14	(8) PARTLETT-HULSTROM Albie		VIK	16.06	* 15.54	* 15.06	30.60	10.17
46	48		1973	MA2	(5) GRIMES Daniel		VIK	DNF	* 15.28	* 15.47	30.75	10.32
47	61		2005	U14	(9) PAGE-BROWNE Adam		WGC	15.45	* 14.96	* 15.97	30.93	10.50
48	47		1951	MA4	(1) COOPER Douglas		NOR	17.29	* 16.05	* 16.93	32.98	12.55
49	51		1946	MA4	(2) COOPER Ron		NOR	16.71	* 16.39	* 16.73	33.12	12.69
50	46	19335	1964	MA3	(8) MROZ Jaroslaw		ESX	* 17.44	17.49	* 15.85	33.29	12.86
51	55		2005	U14	(10) HILYER-ZIEGLER Herbie		NOR	22.40	* 17.42	* 16.09	33.51	13.08
52	59		2005	U14	(11) TEMPLE Freddy		NOR	22.56	* 19.17	* 14.60	33.77	13.34
53	56		2005	U14	(12) HOWGEGO Jake		HEM	* 19.98	DSQ	* 21.09	41.07	20.64


Did Not Start - Run-1 (4)

29		2003	U16	SEWELL Sebastian		NOR	DNF	DNF	DNF			
37		1955	MA4	DANBURY Mike		WGC	DNF	DNF	DNF			
41		2005	U14	THOMSON Kai		VIK	DNF	DNF	DNF			
54		2001	U18	MUNTON Joshua		TAL	DNF	DNF	DNF			

Did Not Finish - Run-1 (1)

48		1973	MA2	GRIMES Daniel		VIK	DNF	* 15.28	* 15.47			
----	--	------	-----	---------------	---	-----	-----	---------	---------	--	--	--

Disqualified - Run-1 (1)

34		23354	2005	U14	CHAUHAN Rohan		NOR	DSQ	* 13.24	* 12.78		
----	--	-------	------	-----	---------------	---	-----	-----	---------	---------	--	--

Did Not Start - Run-2 (4)

29		2003	U16	SEWELL Sebastian		NOR	DNF	DNF	DNF			
37		1955	MA4	DANBURY Mike		WGC	DNF	DNF	DNF			
41		2005	U14	THOMSON Kai		VIK	DNF	DNF	DNF			
54		2001	U18	MUNTON Joshua		TAL	DNF	DNF	DNF			

Did Not Finish - Run-2 (3)

4		21723	2000	U18	HOWE Charlie		NOR	* 10.64	DNF	* 10.50		
43		2005	U14	SHELLY Jack		VIK	* 14.12	DNF	* 14.05			
52		1972	MA2	LINCOLN Piers		NOR	* 16.68	DNF	DSQ			

Disqualified - Run-2 (3)

3		14899	1995	SM1	MERCER Patrick		NOR	* 11.40	DSQ	* 10.99		
23		18665	1967	MA2	SYDER Mark		NOR	* 13.38	DSQ	* 13.50		
56		2005	U14	HOWGEGO Jake		HEM	* 19.98	DSQ	* 21.09			

Did Not Start - Run-3 (4)

29		2003	U16	SEWELL Sebastian		NOR	DNF	DNF	DNF			
37		1955	MA4	DANBURY Mike		WGC	DNF	DNF	DNF			
41		2005	U14	THOMSON Kai		VIK	DNF	DNF	DNF			
54		2001	U18	MUNTON Joshua		TAL	DNF	DNF	DNF			

Did Not Finish - Run-3 (1)

33		2004	U14	FISHER Edward		ESX	50.78	* 13.53	DNF			
----	--	------	-----	---------------	---	-----	-------	---------	-----	--	--	--

EASTERN REGION SNOWSPORTS ASSOCIATION 2017

Essex "Team Evolution" Summer League

Special Slalom - Female & Male

ERSA Summer League - Final Ranking

Rank	Bib.	RegNo	Year	Cat	(Rank Name	====	Club	Run-1	Run-2	Run-3	Time	Gap
------	------	-------	------	-----	------------	------	------	-------	-------	-------	------	-----

Disqualified - Run-3 (4)

42		2001	U18		NORMAN Oliver		VIK	* 15.13	15.21	DSQ		
49		1971	MA2		KINGE Blane		NOR	16.25	* 14.35	DSQ		
52		1972	MA2		LINCOLN Piers		NOR	* 16.68	DNF	DSQ		
57	23247	2005	U14		WARNE Ben		HEM	15.20	* 14.94	DSQ		