

# EASTERN REGION SNOWSPORTS ASSOCIATION

## SKI CHAMPIONSHIPS 2017

### ERSA Championships - Combined Ranking

| Rank | Bib. | RegNo | Year | Cat | Name | ==== | Club | Snow | Dry | Total |
|------|------|-------|------|-----|------|------|------|------|-----|-------|
|------|------|-------|------|-----|------|------|------|------|-----|-------|







#### === ERSA Under 08 Girls===

|   |    |  |      |     |               |   |     |            |            |       |
|---|----|--|------|-----|---------------|---|-----|------------|------------|-------|
| 1 | 68 |  | 2012 | U08 | ANDERSON Esme |  | VIK | 32.21 (50) | 20.83 (45) | 53.04 |
|---|----|--|------|-----|---------------|---|-----|------------|------------|-------|

#### === ERSA Under 08 Boys ===

|   |    |  |      |     |              |   |     |            |            |       |
|---|----|--|------|-----|--------------|---|-----|------------|------------|-------|
| 1 | 19 |  | 2010 | U08 | LAST William |  | NOR | 21.89 (40) | 16.94 (44) | 38.83 |
|---|----|--|------|-----|--------------|---|-----|------------|------------|-------|









#### === ERSA Under 10 Girls ===

|   |    |       |      |     |                       |   |     |            |            |       |
|---|----|-------|------|-----|-----------------------|---|-----|------------|------------|-------|
| 1 | 54 | 24022 | 2009 | U10 | SADLER Isabel         |    | HEM | 16.92 (15) | 11.96 (11) | 28.88 |
| 2 | 59 | 23929 | 2009 | U10 | MAGNANI Emily         |    | HEM | 17.53 (20) | 13.11 (28) | 30.64 |
| 3 | 56 | 23666 | 2008 | U10 | HOWESON Lucy          |   | HEM | 18.27 (21) | 12.69 (22) | 30.96 |
| 4 | 63 |       | 2008 | U10 | JELPIDIFOROVA Valeria |  | ESX | 19.67 (33) | 13.43 (29) | 33.10 |
| 5 | 55 |       | 2009 | U10 | WELSH Madeleine       |  | VIK | 19.80 (34) | 13.72 (31) | 33.52 |
| 6 | 73 |       | 2009 | U10 | HARRISON Emma         |  | SMK | 26.74 (48) | 22.84 (46) | 49.58 |

#### === ERSA Under 10 Boys ===

|   |    |       |      |     |                  |   |     |            |            |       |
|---|----|-------|------|-----|------------------|---|-----|------------|------------|-------|
| 1 | 7  | 23655 | 2008 | U10 | PARKER Alfie     |  | HEM | 15.33 (5)  | 11.54 (6)  | 26.87 |
| 2 | 12 | 23186 | 2008 | U10 | ORZEL Adam       |  | MID | 15.97 (8)  | 12.32 (17) | 28.29 |
| 3 | 4  |       | 2009 | U10 | BLACKWELL Jasper |  | TAL | 19.50 (32) | 12.69 (22) | 32.19 |
| 4 | 18 |       | 2009 | U10 | HARTNELL Sonny   |  | NOR | 20.64 (37) | 14.79 (34) | 35.43 |
| 5 | 22 |       | 2009 | U10 | HARTNELL Freddy  |  | NOR | 21.63 (39) | 16.61 (43) | 38.24 |



#### === ERSA Under 12 Girls ===

|   |    |       |      |     |                 |   |     |            |            |       |
|---|----|-------|------|-----|-----------------|---|-----|------------|------------|-------|
| 1 | 57 | 22938 | 2006 | U12 | HOWESON Olivia  |  | HEM | 15.18 (4)  | 11.38 (5)  | 26.56 |
| 2 | 51 | 22136 | 2006 | U12 | ORZEL Emilia    |  | MID | 15.10 (1)  | 11.63 (7)  | 26.73 |
| 3 | 64 | 22930 | 2006 | U12 | BLACKWELL Lucy  |  | TAL | 16.45 (12) | 11.66 (8)  | 28.11 |
| 4 | 60 |       | 2007 | U12 | BUSHELL Grace   |  | NOR | 17.16 (19) | 11.76 (9)  | 28.92 |
| 5 | 61 |       | 2007 | U12 | SARKAR Anna     |  | ESX | 19.02 (24) | 12.53 (20) | 31.55 |
| 6 | 58 |       | 2006 | U12 | VENABLES Phoebe |  | VIK | 20.12 (35) | 13.54 (30) | 33.66 |
| 7 | 53 |       | 2007 | U12 | LAST Isabelle   |  | NOR | 20.38 (36) | 14.87 (35) | 35.25 |
| 8 | 52 |       | 2007 | U12 | GIBBS Heidi     |  | NOR | 22.94 (42) | 15.53 (36) | 38.47 |

## EASTERN REGION SNOWSPORTS ASSOCIATION

## SKI CHAMPIONSHIPS 2017

## ERSA Championships - Combined Ranking

| Rank | Bib. | RegNo | Year | Cat | Name            | ====  | Club | Snow       | Dry        | Total |
|------|------|-------|------|-----|-----------------|---|------|------------|------------|-------|
| 9    | 65   |       | 2007 | U12 | KITCHING Martha |  | VIK  | 22.53 (41) | 16.41 (42) | 38.94 |
| 10   | 62   |       | 2007 | U12 | LINCOLN Imogen  |  | NOR  | 24.97 (45) | 16.23 (40) | 41.20 |










## === ERSA Under 12 Boys ===

|    |    |       |      |     |                       |   |     |            |            |       |
|----|----|-------|------|-----|-----------------------|---|-----|------------|------------|-------|
| 1  | 5  | 22059 | 2006 | U12 | DADE Jake             |  | NOR | 15.12 (2)  | 10.88 (1)  | 26.00 |
| 2  | 10 |       | 2006 | U12 | HADINGHAM Alex        |  | NOR | 16.07 (10) | 11.28 (3)  | 27.35 |
| 3  | 6  | 23557 | 2007 | U12 | MITCHELL Kieran       |  | NOR | 16.23 (11) | 11.17 (2)  | 27.40 |
| 4  | 11 | 23617 | 2006 | U12 | SADLER Oliver         |  | HEM | 16.04 (9)  | 11.91 (10) | 27.95 |
| 5  | 8  |       | 2006 | U12 | JELPIDIFOROVA Eric    |  | ESX | 18.55 (22) | 12.95 (27) | 31.50 |
| 6  | 1  |       | 2006 | U12 | PHILLIPS Daniel       |  | WGC | 19.14 (27) | 12.52 (19) | 31.66 |
| 7  | 3  |       | 2006 | U12 | PENNECK Alexander     |  | ESX | 19.07 (25) | 12.67 (21) | 31.74 |
| 7  | 2  |       | 2007 | U12 | WOOD George           |  | VIK | 19.35 (30) | 12.39 (18) | 31.74 |
| 9  | 15 |       | 2007 | U12 | SEWELL Bertie         |  | NOR | 19.13 (26) | 12.73 (24) | 31.86 |
| 10 | 17 |       | 2007 | U12 | GODLEY Benedict       |  | WGC | 19.25 (29) | 12.84 (26) | 32.09 |
| 11 | 16 |       | 2006 | U12 | BROWNE Freddie        |  | NOR | 19.17 (28) | 14.17 (33) | 33.34 |
| 12 | 21 |       | 2007 | U12 | FORDE - POGSON Hayden |  | NOR | 23.20 (43) | 16.34 (41) | 39.54 |

# EASTERN REGION SNOWSPORTS ASSOCIATION

## SKI CHAMPIONSHIPS 2017

### ERSA Championships - Combined Ranking

| Rank                                | Bib. | RegNo | Year | Cat | Name              | ====  | Club | Snow       | Dry        | Total |
|-------------------------------------|------|-------|------|-----|-------------------|---|------|------------|------------|-------|
| <b>==== ERS Under 14 Girls ====</b> |      |       |      |     |                   |   |      |            |            |       |
| 1                                   | 103  | 23492 | 2004 | U14 | HERRIES Olivia    |  | HEM  | 15.61 (7)  | 11.19 (22) | 26.80 |
| 2                                   | 107  | 23273 | 2005 | U14 | PARKER Abbie      |  | HEM  | 16.79 (31) | 11.89 (35) | 28.68 |
| 3                                   | 93   |       | 2004 | U14 | VENABLES Felicity |  | VIK  | 18.43 (57) | 11.96 (37) | 30.39 |
| 4                                   | 106  | 22122 | 2005 | U14 | THOMPSON Niamh    |  | TSN  | 18.66 (64) | 12.15 (43) | 30.81 |
| 5                                   | 109  | 24065 | 2005 | U14 | LINCOLN Isabel    |  | NOR  | 18.68 (65) | 12.39 (49) | 31.07 |
| 6                                   | 114  | 24069 | 2005 | U14 | SCOTT-AMOS Beth   |  | NOR  | 18.94 (67) | 12.35 (47) | 31.29 |
| 7                                   | 116  |       | 2004 | U14 | GLADIN Amber      |  | HEM  | 19.46 (76) | 13.64 (68) | 33.10 |
| 8                                   | 110  | 22937 | 2005 | U14 | ALEY Lauren       |  | HEM  | 19.50 (77) | 14.20 (74) | 33.70 |
| 9                                   | 112  |       | 2004 | U14 | WOOD Caitlin      |  | VIK  | 20.75 (90) | 13.43 (65) | 34.18 |

### ==== ERS Under 14 Boys ====

|   |    |       |      |     |                    |   |     |            |            |       |
|---|----|-------|------|-----|--------------------|---|-----|------------|------------|-------|
| 1 | 15 | 21604 | 2005 | U14 | OGDEN Alex         |  | NOR | 16.44 (19) | 10.95 (16) | 27.39 |
| 2 | 22 |       | 2004 | U14 | MARSH Joel         |  | NOR | 16.77 (30) | 11.12 (19) | 27.89 |
| 3 | 17 | 22087 | 2005 | U14 | PARKER Travis      |  | NOR | 17.18 (41) | 11.33 (27) | 28.51 |
| 4 | 39 | 22794 | 2005 | U14 | GRECULA Adam       |  | BRO | 17.64 (51) | 11.31 (26) | 28.95 |
| 5 | 38 | 22218 | 2005 | U14 | STANLEY Harvey     |  | HEM | 17.18 (41) | 12.03 (39) | 29.21 |
| 6 | 33 |       | 2005 | U14 | TEMPLE Freddy      |  | NOR | 17.15 (39) | 13.44 (66) | 30.59 |
| 7 | 35 |       | 2005 | U14 | MONTGOMERY Freddie |  | NOR | 19.37 (75) | 12.35 (47) | 31.72 |
| 8 | 34 |       | 2005 | U14 | THOMSON Kai        |  | VIK | 20.72 (89) | 13.70 (69) | 34.42 |

### ==== ERS Under 16 Girls ====

|   |     |       |      |     |                 |   |     |            |            |       |
|---|-----|-------|------|-----|-----------------|---|-----|------------|------------|-------|
| 1 | 99  | 23246 | 2003 | U16 | WARNE Charlotte |  | HEM | 16.48 (20) | 11.03 (17) | 27.51 |
| 2 | 105 | 20998 | 2003 | U16 | BARDER Katie    |  | HEM | 16.88 (33) | 11.52 (29) | 28.40 |
| 3 | 104 | 21925 | 2003 | U16 | MCLEISH Emily   |  | HEM | 16.58 (24) | 12.16 (44) | 28.74 |
| 4 | 92  | 22179 | 2003 | U16 | HOLMES Abby     |  | NOR | 17.74 (52) | 11.24 (23) | 28.98 |
| 5 | 96  | 22983 | 2002 | U16 | BLYTH Helena    |  | HEM | 20.06 (84) | 11.94 (36) | 32.00 |
| 6 | 108 |       | 2002 | U16 | HAWES Isobel    |  | NOR | 20.22 (86) | 12.13 (41) | 32.35 |
| 7 | 113 |       | 2003 | U16 | GROSE Elise     |  | NOR | 19.58 (79) | 13.05 (63) | 32.63 |

### ==== ERS Under 16 Boys ====

|   |    |       |      |     |                 |   |     |            |           |       |
|---|----|-------|------|-----|-----------------|---|-----|------------|-----------|-------|
| 1 | 1  | 20748 | 2003 | U16 | DADE Tommy      |  | NOR | 15.81 (10) | 10.33 (5) | 26.14 |
| 2 | 11 | 20884 | 2003 | U16 | THOMPSON Joseph |  | NOR | 15.68 (8)  | 10.54 (8) | 26.22 |




## EASTERN REGION SNOWSPORTS ASSOCIATION

## SKI CHAMPIONSHIPS 2017

## ERSA Championships - Combined Ranking

| Rank | Bib. | RegNo | Year | Cat | Name             | ====  | Club | Snow       | Dry        | Total |
|------|------|-------|------|-----|------------------|---|------|------------|------------|-------|
| 3    | 13   | 19855 | 2002 | U16 | BINGHAM Nicholas |  | ESX  | 15.86 (11) | 10.57 (9)  | 26.43 |
| 4    | 9    | 23349 | 2003 | U16 | BUSHELL George   |  | NOR  | 16.94 (35) | 10.68 (10) | 27.62 |
| 5    | 21   | 20264 | 2003 | U16 | REIDY Thomas     |  | HEM  | 16.65 (28) | 11.62 (32) | 28.27 |
| 6    | 29   |       | 2003 | U16 | ALGER James      |  | NOR  | 17.62 (49) | 11.26 (24) | 28.88 |
| 7    | 20   |       | 2003 | U16 | TURNER Alfie     |  | HEM  | 16.99 (36) | 12.09 (40) | 29.08 |
| 8    | 28   |       | 2003 | U16 | SEWELL Sebastian |  | NOR  | 17.78 (53) | 12.02 (38) | 29.80 |
| 9    | 32   | 23652 | 2002 | U16 | ROLFE Joshua     |  | SMK  | 17.58 (48) | 12.53 (52) | 30.11 |

## === ERSA Under 18 Ladies ===

|   |     |       |      |     |                  |   |     |            |            |       |
|---|-----|-------|------|-----|------------------|---|-----|------------|------------|-------|
| 1 | 95  | 20337 | 2001 | U18 | SKIPPER Megan    |  | NOR | 17.04 (37) | 10.75 (11) | 27.79 |
| 2 | 91  | 20339 | 2000 | U18 | BURROUGHS Hannah |  | NOR | 16.62 (27) | 11.49 (28) | 28.11 |
| 3 | 118 |       | 2001 | U18 | TURNER Madeline  |  | HEM | 21.56 (95) | 15.80 (80) | 37.36 |

## === ERSA Under 18 Men ===

|   |    |       |      |     |                   |   |     |            |            |       |
|---|----|-------|------|-----|-------------------|---|-----|------------|------------|-------|
| 1 | 6  | 22164 | 2001 | U18 | LONGSTAFF Michael |    | WGC | 15.43 (5)  | 10.41 (6)  | 25.84 |
| 2 | 12 | 21723 | 2000 | U18 | HOWE Charlie      |    | NOR | 16.58 (24) | 9.92 (1)   | 26.50 |
| 3 | 2  | 23185 | 2000 | U18 | STEWART Oliver    |   | NOR | 16.29 (18) | 10.43 (7)  | 26.72 |
| 4 | 8  |       | 2000 | U18 | WARSOP Rowan      |  | NOR | 16.65 (28) | 10.31 (3)  | 26.96 |
| 5 | 16 |       | 2001 | U18 | REYNOLDS Joshua   |  | NOR | 18.04 (54) | 10.82 (14) | 28.86 |

## === ERSA Under 21 Ladies ===

|   |     |       |      |     |                 |   |     |            |            |       |
|---|-----|-------|------|-----|-----------------|---|-----|------------|------------|-------|
| 1 | 101 | 22943 | 1999 | U21 | BLYTH Charlotte |  | HEM | 16.92 (34) | 11.29 (25) | 28.21 |
|---|-----|-------|------|-----|-----------------|---|-----|------------|------------|-------|

## === ERSA Under 21 Men ===

|   |    |       |      |     |               |   |     |            |            |       |
|---|----|-------|------|-----|---------------|---|-----|------------|------------|-------|
| 1 | 3  | 22166 | 1999 | U21 | HOLMES Thomas |  | NOR | 16.17 (17) | 9.92 (1)   | 26.09 |
| 2 | 26 |       | 1998 | U21 | SYDER James   |  | NOR | 19.10 (72) | 11.78 (33) | 30.88 |
| 3 | 18 |       | 1998 | U21 | LEVENE Harry  |  | VIK | 18.58 (61) | 12.42 (50) | 31.00 |

## === ERSA Senior/Masters 1 Ladies ===

|   |     |  |      |     |                |   |     |            |            |       |
|---|-----|--|------|-----|----------------|---|-----|------------|------------|-------|
| 1 | 111 |  | 1985 | SM1 | DEDECJUS Anna  |  | HEM | 17.38 (45) | 13.01 (62) | 30.39 |
| 2 | 97  |  | 1992 | SM1 | BOWEN Catriona |  | NOR | 19.11 (73) | 12.83 (58) | 31.94 |

## === ERSA Senior/Masters 1 Men ===

|   |    |       |      |     |                |   |     |            |            |       |
|---|----|-------|------|-----|----------------|---|-----|------------|------------|-------|
| 1 | 27 | 22138 | 1987 | SM1 | BELLAMY Edward |  | NOR | 18.98 (69) | 12.69 (56) | 31.67 |
|---|----|-------|------|-----|----------------|---|-----|------------|------------|-------|

## === ERSA Masters 2 Ladies ===

|   |    |  |      |     |                   |   |     |            |            |       |
|---|----|--|------|-----|-------------------|---|-----|------------|------------|-------|
| 1 | 98 |  | 1970 | MA2 | ANDERSON Beverley |  | VIK | 18.58 (61) | 12.22 (46) | 30.80 |
|---|----|--|------|-----|-------------------|---|-----|------------|------------|-------|

| Rank | Bib. | RegNo | Year | Cat | Name            | ====  | Club | Snow       | Dry        | Total |
|------|------|-------|------|-----|-----------------|---|------|------------|------------|-------|
| 2    | 100  | 20742 | 1971 | MA2 | SAMPSON Melissa |  | NOR  | 18.64 (63) | 12.89 (59) | 31.53 |

### ==== ERSA Masters 2 Men ====

|   |    |       |      |     |                 |   |     |             |            |       |
|---|----|-------|------|-----|-----------------|---|-----|-------------|------------|-------|
| 1 | 4  | 13217 | 1968 | MA2 | SHARP Anthony   |  | HEM | 16.56 (22)  | 11.18 (21) | 27.74 |
| 2 | 14 | 21626 | 1967 | MA2 | ATKINSON Andrew |  | CHT | 17.13 (38)  | 10.76 (12) | 27.89 |
| 3 | 24 | 18665 | 1967 | MA2 | SYDER Mark      |  | NOR | 18.92 (66)  | 11.82 (34) | 30.74 |
| 4 | 23 | 24084 | 1967 | MA2 | KING Alistair   |  | HEM | 17.52 (47)  | 13.81 (71) | 31.33 |
| 5 | 37 | 21942 | 1972 | MA2 | LINCOLN Piers   |  | NOR | 23.26 (100) | 15.71 (78) | 38.97 |

### ==== ERSA Masters 3 Men ====

|   |    |       |      |     |                      |   |     |            |            |       |
|---|----|-------|------|-----|----------------------|---|-----|------------|------------|-------|
| 1 | 10 | 10596 | 1963 | MA3 | BUNTON Paul          |  | HEM | 16.85 (32) | 11.17 (20) | 28.02 |
| 2 | 19 |       | 1964 | MA3 | THOMSON Stewart      |  | VIK | 17.41 (46) | 11.54 (31) | 28.95 |
| 3 | 31 | 24015 | 1960 | MA3 | CAMPBELL Stephen     |  | WGC | 18.42 (56) | 13.23 (64) | 31.65 |
| 4 | 25 | 10372 | 1959 | MA3 | ANDERSON Christopher |  | VIK | 20.23 (87) | 12.91 (60) | 33.14 |
| 5 | 30 |       | 1966 | MA3 | GARRETT Mike         |  | NOR | 20.17 (85) | 14.06 (72) | 34.23 |

### ==== ERSA Masters 4 Men ====

|   |    |  |      |     |              |   |     |            |            |       |
|---|----|--|------|-----|--------------|---|-----|------------|------------|-------|
| 1 | 36 |  | 1955 | MA4 | DANBURY Mike |  | WGC | 22.60 (98) | 14.44 (75) | 37.04 |
|---|----|--|------|-----|--------------|---|-----|------------|------------|-------|