

EASTERN REGION SNOWSPORTS ASSOCIATION

SKI CHAMPIONSHIPS 2017 (SnoZone)

Special Slalom - U12's (Girls & Boys)

ERSA Championships - SNOW - Final Ranking



#ThatsTheERSAWay

Rank	Bib.	RegNo	Year	Cat	(Rank Name)	====	Club	Run 1	Run 2	Time	Gap	Points	Perf.
------	------	-------	------	-----	-------------	------	------	-------	-------	------	-----	--------	-------

=== ERS Under 08 Girls ===

1	68		2012	U08 (1)	ANDERSON Esme		VIK	* 32.21	32.89	32.21		702.53	+ 33.72
---	----	--	------	---------	---------------	---	-----	---------	-------	--------------	--	--------	---------

=== ERS Under 08 Boys ===

1	19		2010	U08 (1)	LAST William		NOR	22.25	* 21.89	21.89		277.61	+ 62.78
2	36		2010	U08 (2)	GIBSON Alexander		SMK	28.77	* 27.23	27.23	5.34	496.57	-

=== ERS Under 10 Girls ===

1	54	24022	2009	U10 (1)	SADLER Isabel		HEM	17.26	* 16.92	16.92		74.73	+ 18.27
2	59	23929	2009	U10 (2)	MAGNANI Emily		HEM	* 17.53	17.70	17.53	0.61	99.77	- 73.47
3	56	23666	2008	U10 (3)	HOWESON Lucy		HEM	19.42	* 18.27	18.27	1.35	130.16	+ 48.78
4	66		2008	U10 (4)	BOZZETTO Josephine		HEM	20.03	* 19.48	19.48	2.56	179.84	- 140.29
5	63		2008	U10 (5)	JELPIDIFOROVA Valeria		ESX	20.65	* 19.67	19.67	2.75	187.64	+ 100.07
6	55		2009	U10 (6)	WELSH Madeleine		VIK	20.06	* 19.80	19.80	2.88	192.98	+ 33.05
7	75		2008	U10 (7)	TOLLERVEY Chloe		WGC	DSQ	* 25.92	25.92	9.00	444.26	+ 53.05
8	73		2009	U10 (8)	HARRISON Emma		SMK	29.84	* 26.74	26.74	9.82	477.93	-

Disqualified - Run 1 (1)

	75		2008	U10	TOLLERVEY Chloe		WGC	DSQ	* 25.92				
--	----	--	------	-----	-----------------	---	-----	-----	---------	--	--	--	--

=== ERS Under 10 Boys ===

1	7	23655	2008	U10 (1)	PARKER Alfie		HEM	15.97	* 15.33	15.33		8.61	- 18.50
2	12	23186	2008	U10 (2)	ORZEL Adam		MID	17.69	* 15.97	15.97	0.64	34.85	- 19.75
3	20		2009	U10 (3)	CUTHBERT Adam Richard		SMK	19.92	* 18.84	18.84	3.51	152.54	- 88.54
4	4		2009	U10 (4)	BLACKWELL Jasper		TAL	* 19.50	19.79	19.50	4.17	179.60	+ 49.36
5	18		2009	U10 (5)	HARTNELL Sonny		NOR	* 20.64	20.74	20.64	5.31	226.35	+ 39.56
6	37		2008	U10 (6)	STEVENS Brook		HEM	* 20.83	21.38	20.83	5.50	234.14	+ 18.73
7	22		2009	U10 (7)	HARTNELL Freddy		NOR	* 21.63	23.19	21.63	6.30	266.94	- 43.97
8	39		2008	U10 (8)	PHIPPEN Corey		HEM	1:19.36	* 23.87	23.87	8.54	358.80	- 209.89
9	33	23947	2009	U10 (9)	SIMCOX Adam		TEL	25.82	* 25.22	25.22	9.89	414.15	-

Did Not Start - Run 1 (1)

	23		2009	U10	BRADY Aran		HEM	DNS	DNS				
--	----	--	------	-----	------------	---	-----	-----	-----	--	--	--	--

EASTERN REGION SNOWSPORTS ASSOCIATION

SKI CHAMPIONSHIPS 2017 (SnoZone)

Special Slalom - U12's (Girls & Boys)

ERSA Championships - SNOW - Final Ranking

Rank	Bib.	RegNo	Year	Cat	(Rank Name)	====	Club	Run 1	Run 2	Time	Gap	Points	Perf.
------	------	-------	------	-----	-------------	------	------	-------	-------	------	-----	--------	-------

Did Not Start - Run 2 (1)

23		2009	U10		BRADY Aran		HEM	DNS	DNS				
----	--	------	-----	--	------------	---	-----	-----	-----	--	--	--	--

=== ERSA Under 12 Girls ===

1	51	22136	2006	U12 (1)	ORZEL Emilia		MID	15.48	* 15.10	15.10		0.00	- 43.49
2	57	22938	2006	U12 (2)	HOWESON Olivia		HEM	15.34	* 15.18	15.18	0.08	3.28	+ 12.23
3	74	22892	2007	U12 (3)	TUTT Holly		SMK	15.89	* 15.33	15.33	0.23	9.44	- 0.95
4	64	22930	2006	U12 (4)	BLACKWELL Lucy		TAL	16.53	* 16.45	16.45	1.35	55.43	+ 55.56
5	60		2007	U12 (5)	BUSHELL Grace		NOR	17.58	* 17.16	17.16	2.06	84.58	+ 53.00
6	61		2007	U12 (6)	SARKAR Anna		ESX	* 19.02	DSQ	19.02	3.92	160.95	+ 60.27
7	58		2006	U12 (7)	VENABLES Phoebe		VIK	20.14	* 20.12	20.12	5.02	206.12	+ 153.37
8	53		2007	U12 (8)	LAST Isabelle		NOR	22.27	* 20.38	20.38	5.28	216.79	+ 70.64
9	65		2007	U12 (9)	KITCHING Martha		VIK	23.57	* 22.53	22.53	7.43	305.07	+ 50.77
10	52		2007	U12 (10)	GIBBS Heidi		NOR	22.99	* 22.94	22.94	7.84	321.91	+ 85.50
11	62		2007	U12 (11)	LINCOLN Imogen		NOR	26.20	* 24.97	24.97	9.87	405.26	+ 180.30

Did Not Start - Run 1 (1)

67		2006	U12		BRADY Anais		HEM	DNS	DNS				
----	--	------	-----	--	-------------	---	-----	-----	-----	--	--	--	--

Did Not Start - Run 2 (1)

67		2006	U12		BRADY Anais		HEM	DNS	DNS				
----	--	------	-----	--	-------------	---	-----	-----	-----	--	--	--	--

Disqualified - Run 2 (1)

61		2007	U12		SARKAR Anna		ESX	* 19.02	DSQ				
----	--	------	-----	--	-------------	---	-----	---------	-----	--	--	--	--

=== ERSA Under 12 Boys ===

1	5	22059	2006	U12 (1)	DADE Jake		NOR	15.45	* 15.12	15.12		0.00	+ 20.71
2	31	22728	2006	U12 (2)	PROCTOR Emerson		SMK	15.76	* 15.17	15.17	0.05	2.05	-
3	14		2006	U12 (3)	BOZZETTO Augustin		HEM	16.70	* 15.90	15.90	0.78	31.98	- 42.73
4	11	23617	2006	U12 (4)	SADLER Oliver		HEM	16.58	* 16.04	16.04	0.92	37.72	- 48.06
5	10		2006	U12 (5)	HADINGHAM Alex		NOR	* 16.07	16.15	16.07	0.95	38.96	+ 13.32
6	6	23557	2007	U12 (6)	MITCHELL Kieran		NOR	16.40	* 16.23	16.23	1.11	45.52	+ 32.49
7	30		2006	U12 (7)	LAWLEY Rufus		HEM	* 16.45	16.50	16.45	1.33	54.54	-
8	38	23962	2006	U12 (8)	PILLAY Callum		HEM	* 16.75	17.31	16.75	1.63	66.84	+ 31.96
9	32		2006	U12 (9)	GARLICK Thomas		SMK	* 17.13	17.35	17.13	2.01	82.42	-
10	35		2006	U12 (10)	DUNN Samuel		SMK	17.18	* 17.14	17.14	2.02	82.83	-
11	34	23961	2007	U12 (11)	DUCKENFIELD Jack		HEM	17.54	* 17.15	17.15	2.03	83.24	- 78.46
12	8		2006	U12 (12)	JELPIDIFOROVA Eric		ESX	* 18.55	55.07	18.55	3.43	140.65	+ 76.22
13	3		2006	U12 (13)	PENNECK Alexander		ESX	19.22	* 19.07	19.07	3.95	161.97	+ 48.85
14	15		2007	U12 (14)	SEWELL Bertie		NOR	19.77	* 19.13	19.13	4.01	164.43	+ 77.17
15	1		2006	U12 (15)	PHILLIPS Daniel		WGC	19.60	* 19.14	19.14	4.02	164.84	+ 57.58
16	16		2006	U12 (16)	BROWNE Freddie		NOR	19.34	* 19.17	19.17	4.05	166.07	+ 8.91
17	17		2007	U12 (17)	GODLEY Benedict		WGC	* 19.25	34.22	19.25	4.13	169.35	+ 0.17
18	2		2007	U12 (18)	WOOD George		VIK	1:03.43	* 19.35	19.35	4.23	173.45	+ 105.26
19	21		2007	U12 (19)	FORDE - POGSON Hayden		NOR	24.53	* 23.20	23.20	8.08	331.32	+ 47.96

Did Not Start - Run 1 (2)

9	22673	2007	U12		ATKINSON Liam		CHT	DNS	DNS				
13		2007	U12		VERGANI Alberto		HEM	DNS	DNS				

EASTERN REGION SNOWSPORTS ASSOCIATION
SKI CHAMPIONSHIPS 2017 (SnoZone)
Special Slalom - U12's (Girls & Boys)
ERSA Championships - SNOW - Final Ranking

Rank	Bib.	RegNo	Year	Cat	(Rank Name	====	Club	Run 1	Run 2	Time	Gap	Points	Perf.
------	------	-------	------	-----	------------	------	------	-------	-------	------	-----	--------	-------

Did Not Start - Run 2 (2)

9	22673	2007	U12	ATKINSON Liam		CHT	DNS	DNS					
13		2007	U12	VERGANI Alberto		HEM	DNS	DNS					

EASTERN REGION SNOWSPORTS ASSOCIATION

SKI CHAMPIONSHIPS 2017 (SnoZone)

Special Slalom - U12's (Girls & Boys)

ERSA Championships - SNOW - Final Ranking



#ThatsTheERSAWay

Rank	Bib.	RegNo	Year	Cat	(Rank Name)	====	Club	Run 1	Run 2	Time	Gap	Points	Perf.
------	------	-------	------	-----	-------------	------	------	-------	-------	------	-----	--------	-------

==ERSA Girls and Ladies ==

1	51	22136	2006	U12 (1)	ORZEL Emilia		MID	15.48	* 15.10	15.10	0.00	43.49	-
2	57	22938	2006	U12 (2)	HOWESON Olivia		HEM	15.34	* 15.18	15.18	0.08	3.28	+ 12.23
3	74	22892	2007	U12 (3)	TUTT Holly		SMK	15.89	* 15.33	15.33	0.23	9.44	- 0.95
4	64	22930	2006	U12 (4)	BLACKWELL Lucy		TAL	16.53	* 16.45	16.45	1.35	55.43	+ 55.56
5	54	24022	2009	U10 (1)	SADLER Isabel		HEM	17.26	* 16.92	16.92	1.82	74.73	+ 18.27
6	60		2007	U12 (5)	BUSHELL Grace		NOR	17.58	* 17.16	17.16	2.06	84.58	+ 53.00
7	59	23929	2009	U10 (2)	MAGNANI Emily		HEM	* 17.53	17.70	17.53	2.43	99.77	- 73.47
8	56	23666	2008	U10 (3)	HOWESON Lucy		HEM	19.42	* 18.27	18.27	3.17	130.16	+ 48.78
9	61		2007	U12 (6)	SARKAR Anna		ESX	* 19.02	DSQ	19.02	3.92	160.95	+ 60.27
10	66		2008	U10 (4)	BOZZETTO Josephine		HEM	20.03	* 19.48	19.48	4.38	179.84	- 140.29
11	63		2008	U10 (5)	JELPIDIFOROVA Valeria		ESX	20.65	* 19.67	19.67	4.57	187.64	+ 100.07
12	55		2009	U10 (6)	WELSH Madeleine		VIK	20.06	* 19.80	19.80	4.70	192.98	+ 33.05
13	58		2006	U12 (7)	VENABLES Phoebe		VIK	20.14	* 20.12	20.12	5.02	206.12	+ 153.37
14	53		2007	U12 (8)	LAST Isabelle		NOR	22.27	* 20.38	20.38	5.28	216.79	+ 70.64
15	65		2007	U12 (9)	KITCHING Martha		VIK	23.57	* 22.53	22.53	7.43	305.07	+ 50.77
16	52		2007	U12 (10)	GIBBS Heidi		NOR	22.99	* 22.94	22.94	7.84	321.91	+ 85.50
17	62		2007	U12 (11)	LINCOLN Imogen		NOR	26.20	* 24.97	24.97	9.87	405.26	+ 180.30
18	75		2008	U10 (7)	TOLLERVEY Chloe		WGC	DSQ	* 25.92	25.92	10.82	444.26	+ 53.05
19	73		2009	U10 (8)	HARRISON Emma		SMK	29.84	* 26.74	26.74	11.64	477.93	-
20	68		2012	U08 (1)	ANDERSON Esme		VIK	* 32.21	32.89	32.21	17.11	702.53	+ 33.72

Did Not Start - Run 1 (1)

67		2006	U12		BRADY Anais		HEM	DNS	DNS				
----	--	------	-----	--	-------------	--	-----	-----	-----	--	--	--	--

Disqualified - Run 1 (1)

75		2008	U10		TOLLERVEY Chloe		WGC	DSQ	* 25.92				
----	--	------	-----	--	-----------------	--	-----	-----	---------	--	--	--	--

Did Not Start - Run 2 (1)

67		2006	U12		BRADY Anais		HEM	DNS	DNS				
----	--	------	-----	--	-------------	--	-----	-----	-----	--	--	--	--

Disqualified - Run 2 (1)

61		2007	U12		SARKAR Anna		ESX	* 19.02	DSQ				
----	--	------	-----	--	-------------	--	-----	---------	-----	--	--	--	--

== ERSAs Boys and Men ==



















1	5	22059	2006	U12 (1)	DADE Jake		NOR	15.45	* 15.12	15.12	0.00	20.71	-
2	31	22728	2006	U12 (2)	PROCTOR Emerson		SMK	15.76	* 15.17	15.17	0.05	2.05	-
3	7	23655	2008	U10 (1)	PARKER Alfie		HEM	15.97	* 15.33	15.33	0.21	8.61	- 18.50

EASTERN REGION SNOWSPORTS ASSOCIATION

SKI CHAMPIONSHIPS 2017 (SnoZone)

Special Slalom - U12's (Girls & Boys)

ERSA Championships - SNOW - Final Ranking

Rank	Bib.	RegNo	Year	Cat	(Rank Name)	====	Club	Run 1	Run 2	Time	Gap	Points	Perf.
4	14		2006	U12 (3)	BOZZETTO Augustin		HEM	16.70	* 15.90	15.90	0.78	31.98	- 42.73
5	12	23186	2008	U10 (2)	ORZEL Adam		MID	17.69	* 15.97	15.97	0.85	34.85	- 19.75
6	11	23617	2006	U12 (4)	SADLER Oliver		HEM	16.58	* 16.04	16.04	0.92	37.72	- 48.06
7	10		2006	U12 (5)	HADINGHAM Alex		NOR	* 16.07	16.15	16.07	0.95	38.96	+ 13.32
8	6	23557	2007	U12 (6)	MITCHELL Kieran		NOR	16.40	* 16.23	16.23	1.11	45.52	+ 32.49
9	30		2006	U12 (7)	LAWLEY Rufus		HEM	* 16.45	16.50	16.45	1.33	54.54	-
10	38	23962	2006	U12 (8)	PILLAY Callum		HEM	* 16.75	17.31	16.75	1.63	66.84	+ 31.96
11	32		2006	U12 (9)	GARLICK Thomas		SMK	* 17.13	17.35	17.13	2.01	82.42	-
12	35		2006	U12 (10)	DUNN Samuel		SMK	17.18	* 17.14	17.14	2.02	82.83	-
13	34	23961	2007	U12 (11)	DUCKENFIELD Jack		HEM	17.54	* 17.15	17.15	2.03	83.24	- 78.46
14	8		2006	U12 (12)	JELPIDIFOROVA Eric		ESX	* 18.55	55.07	18.55	3.43	140.65	+ 76.22
15	20		2009	U10 (3)	CUTHBERT Adam Richard		SMK	19.92	* 18.84	18.84	3.72	152.54	- 88.54
16	3		2006	U12 (13)	PENNECK Alexander		ESX	19.22	* 19.07	19.07	3.95	161.97	+ 48.85
17	15		2007	U12 (14)	SEWELL Bertie		NOR	19.77	* 19.13	19.13	4.01	164.43	+ 77.17
18	1		2006	U12 (15)	PHILLIPS Daniel		WGC	19.60	* 19.14	19.14	4.02	164.84	+ 57.58
19	16		2006	U12 (16)	BROWNE Freddie		NOR	19.34	* 19.17	19.17	4.05	166.07	+ 8.91
20	17		2007	U12 (17)	GODLEY Benedict		WGC	* 19.25	34.22	19.25	4.13	169.35	+ 0.17
21	2		2007	U12 (18)	WOOD George		VIK	1:03.43	* 19.35	19.35	4.23	173.45	+ 105.26
22	4		2009	U10 (4)	BLACKWELL Jasper		TAL	* 19.50	19.79	19.50	4.38	179.60	+ 49.36
23	18		2009	U10 (5)	HARTNELL Sonny		NOR	* 20.64	20.74	20.64	5.52	226.35	+ 39.56
24	37		2008	U10 (6)	STEVENS Brook		HEM	* 20.83	21.38	20.83	5.71	234.14	+ 18.73
25	22		2009	U10 (7)	HARTNELL Freddy		NOR	* 21.63	23.19	21.63	6.51	266.94	- 43.97
26	19		2010	U08 (1)	LAST William		NOR	22.25	* 21.89	21.89	6.77	277.61	+ 62.78
27	21		2007	U12 (19)	FORDE - POGSON Hayden		NOR	24.53	* 23.20	23.20	8.08	331.32	+ 47.96
28	39		2008	U10 (8)	PHIPPEN Corey		HEM	1:19.36	* 23.87	23.87	8.75	358.80	- 209.89
29	33	23947	2009	U10 (9)	SIMCOX Adam		TEL	25.82	* 25.22	25.22	10.10	414.15	-
30	36		2010	U08 (2)	GIBSON Alexander		SMK	28.77	* 27.23	27.23	12.11	496.57	-

Did Not Start - Run 1 (3)

9	22673	2007	U12	ATKINSON Liam		CHT	DNS	DNS					
13		2007	U12	VERGANI Alberto		HEM	DNS	DNS					
23		2009	U10	BRADY Aran		HEM	DNS	DNS					

Did Not Start - Run 2 (3)

9	22673	2007	U12	ATKINSON Liam		CHT	DNS	DNS					
13		2007	U12	VERGANI Alberto		HEM	DNS	DNS					
23		2009	U10	BRADY Aran		HEM	DNS	DNS					

EASTERN REGION SNOWSPORTS ASSOCIATION

SKI CHAMPIONSHIPS 2017 (SnoZone)

Special Slalom - U14+ (Female & Male)


ERSA Championships - PLASTIC - Final Ranking



#ThatsTheERSAWay

Rank	Bib.	RegNo	Year	Cat	(Rank Name)	====	Club	Run 1	Run 2	Time	Gap	Points	Perf.
------	------	-------	------	-----	-------------	------	------	-------	-------	------	-----	--------	-------
















=== ERSA Under 14 Girls ===

1	103	23492	2004	U14 (1)	HERRIES Olivia		HEM	16.46	* 15.61	15.61		0.00	- 5.25
2	107	23273	2005	U14 (2)	PARKER Abbie		HEM	17.45	* 16.79	16.79	1.18	46.87	- 70.85
3	93		2004	U14 (3)	VENABLES Felicity		VIK	19.41	* 18.43	18.43	2.82	112.01	+ 8.25
4	106	22122	2005	U14 (4)	THOMPSON Niamh		TSN	19.00	* 18.66	18.66	3.05	121.14	+ 7.56
5	109	24065	2005	U14 (5)	LINCOLN Isabel		NOR	19.46	* 18.68	18.68	3.07	121.93	- 7.26
6	114	24069	2005	U14 (6)	SCOTT-AMOS Beth		NOR	19.28	* 18.94	18.94	3.33	132.26	- 51.39
7	133		2005	U14 (7)	STEVENS Cordelia		HEM	19.36	* 18.96	18.96	3.35	133.06	-
8	129	22900	2005	U14 (8)	ARLOTT Holly		SMK	19.37	* 19.09	19.09	3.48	138.22	- 111.81
9	116		2004	U14 (9)	GLADIN Amber		HEM	20.73	* 19.46	19.46	3.85	152.91	- 106.14
10	110	22937	2005	U14 (10)	ALEY Lauren		HEM	* 19.50	DNF	19.50	3.89	154.50	+ 13.21
11	139	22941	2004	U14 (11)	WILKINSON Evie		SMK	19.98	* 19.63	19.63	4.02	159.67	- 41.28
12	135		2005	U14 (12)	BURTON Evie		SMK	19.73	* 19.68	19.68	4.07	161.65	-
13	115	23826	2004	U14 (13)	DRYER Amelie		SMK	20.95	* 19.87	19.87	4.26	169.20	- 68.92
14	112		2004	U14 (14)	WOOD Caitlin		VIK	21.47	* 20.75	20.75	5.14	204.15	+ 25.02

Did Not Finish - Run 2 (1)

110	22937	2005	U14	ALEY Lauren		HEM	* 19.50	DNF
-----	-------	------	-----	-------------	---	-----	---------	-----

=== ERSA Under 14 Boys ===

1	54	21213	2004	U14 (1)	METHERINGHAM Zachary		SMK	16.52	* 16.04	16.04		76.41	-
2	62	21197	2004	U14 (2)	URQUHART Aiden		HEM	16.52	* 16.05	16.05	0.01	76.85	- 48.27
3	15	21604	2005	U14 (3)	OGDEN Alex		NOR	16.62	* 16.44	16.44	0.40	93.78	- 3.78
4	59	21121	2005	U14 (4)	STANWAY Kayne		SMK	17.63	* 16.60	16.60	0.56	100.73	-
5	22		2004	U14 (5)	MARSH Joel		NOR	17.01	* 16.77	16.77	0.73	108.11	- 28.56
6	33		2005	U14 (6)	TEMPLE Freddy		NOR	17.74	* 17.15	17.15	1.11	124.61	- 109.15
7	38	22218	2005	U14 (7)	STANLEY Harvey		HEM	18.03	* 17.18	17.18	1.14	125.91	-
7	17	22087	2005	U14 (7)	PARKER Travis		NOR	17.74	* 17.18	17.18	1.14	125.91	+ 12.73
9	39	22794	2005	U14 (9)	GRECULA Adam		BRO	18.23	* 17.64	17.64	1.60	145.88	-
10	60	22191	2005	U14 (10)	CHAMPION Benjamin		TSD	* 18.27	18.98	18.27	2.23	173.24	-
11	74		2004	U14 (11)	CUMMING Jasper		SMK	19.76	* 19.30	19.30	3.26	217.96	-
12	35		2005	U14 (12)	MONTGOMERY Freddie		NOR	* 19.37	19.71	19.37	3.33	220.99	- 52.22
13	65	23345	2005	U14 (13)	SIMCOX Jack		TEL	19.63	* 19.57	19.57	3.53	229.68	-
14	34		2005	U14 (14)	THOMSON Kai		VIK	* 20.72	DSQ	20.72	4.68	279.61	+ 7.36
15	75		2004	U14 (15)	DAVIES Ben		NOR	22.09	* 20.94	20.94	4.90	289.16	+ 38.93

Did Not Start - Run 1 (2)

66	24032	2004	U14	GARLEY Samuel		SMK	DNF	DNF
67	21837	2005	U14	WOOLEY Kieran		MID	DNF	DNF

EASTERN REGION SNOWSPORTS ASSOCIATION

SKI CHAMPIONSHIPS 2017 (SnoZone)

Special Slalom - U14+ (Female & Male)

ERSA Championships - PLASTIC - Final Ranking

Rank	Bib.	RegNo	Year	Cat	(Rank Name)	====	Club	Run 1	Run 2	Time	Gap	Points	Perf.
------	------	-------	------	-----	-------------	------	------	-------	-------	------	-----	--------	-------














Did Not Start - Run 2 (2)

	66	24032	2004	U14	GARLEY Samuel		SMK	DNS	DNS				
	67	21837	2005	U14	WOOLEY Kieran		MID	DNS	DNS				

Disqualified - Run 2 (1)

	34		2005	U14	THOMSON Kai		VIK	* 20.72	DSQ				
--	----	--	------	-----	-------------	---	-----	---------	-----	--	--	--	--

=== ERSA Under 16 Girls ===

1	99	23246	2003	U16 (1)	WARNE Charlotte		HEM	17.16	* 16.48	16.48		34.55	- 37.12
2	104	21925	2003	U16 (2)	MCLEISH Emily		HEM	17.46	* 16.58	16.58	0.10	38.53	- 18.68
3	105	20998	2003	U16 (3)	BARDER Katie		HEM	17.84	* 16.88	16.88	0.40	50.44	- 35.35
4	134		2002	U16 (4)	STEVENS Lilyella		HEM	17.74	* 17.17	17.17	0.69	61.96	- 68.33
5	92	22179	2003	U16 (5)	HOLMES Abby		NOR	19.00	* 17.74	17.74	1.26	84.60	+ 44.15
6	132	23109	2003	U16 (6)	WALKER Nancy		SMK	* 18.45	18.56	18.45	1.97	112.80	-
7	113		2003	U16 (7)	GROSE Elise		NOR	20.59	* 19.58	19.58	3.10	157.68	- 22.82
8	96	22983	2002	U16 (8)	BLYTH Helena		HEM	* 20.06	20.12	20.06	3.58	176.75	+ 67.07
9	108		2002	U16 (9)	HAWES Isobel		NOR	21.33	* 20.22	20.22	3.74	183.10	+ 60.49
10	137		2002	U16 (10)	DE VILLIERS Jacqueline		HEM	21.82	* 20.75	20.75	4.27	204.15	- 140.49
11	117		2003	U16 (11)	COOMBES Olivia		WGC	22.32	* 21.97	21.97	5.49	252.61	- 65.31
12	143		2002	U16 (12)	CAWOOD Zoe		SMK	22.38	* 22.37	22.37	5.89	268.49	-
13	144		2003	U16 (13)	COMISKEY Myla		WGC	23.61	* 23.22	23.22	6.74	302.25	- 168.72


Did Not Start - Run 1 (2)

	119	21897	2002	U16	MARTIN Lily		ESX	DNS	DNS				
	141	19739	2002	U16	ROSE Rebecca		SMK	DNS	DNS				

Did Not Start - Run 2 (2)

	119	21897	2002	U16	MARTIN Lily		ESX	DNS	DNS				
	141	19739	2002	U16	ROSE Rebecca		SMK	DNS	DNS				

=== ERSA Under 16 Boys ===

1	11	20884	2003	U16 (1)	THOMPSON Joseph		NOR	16.05	* 15.68	15.68		60.78	+ 16.80
2	1	20748	2003	U16 (2)	DADE Tommy		NOR	16.39	* 15.81	15.81	0.13	66.43	+ 20.49
3	13	19855	2002	U16 (3)	BINGHAM Nicholas		ESX	* 15.86	17.81	15.86	0.18	68.60	+ 33.28
4	21	20264	2003	U16 (4)	REIDY Thomas		HEM	17.32	* 16.65	16.65	0.97	102.90	- 28.83
5	9	23349	2003	U16 (5)	BUSHELL George		NOR	17.58	* 16.94	16.94	1.26	115.49	+ 24.27
6	20		2003	U16 (6)	TURNER Alfie		HEM	17.45	* 16.99	16.99	1.31	117.66	- 9.79
7	70	23311	2003	U16 (7)	FULLER Joshua		SMK	17.39	* 17.25	17.25	1.57	128.95	-
8	32	23652	2002	U16 (8)	ROLFE Joshua		SMK	18.08	* 17.58	17.58	1.90	143.28	- 89.26
9	29		2003	U16 (9)	ALGER James		NOR	18.65	* 17.62	17.62	1.94	145.01	- 22.82
10	73		2003	U16 (10)	DUFF Matthew		SMK	* 17.63	18.35	17.63	1.95	145.45	- 57.58
11	28		2003	U16 (11)	SEWELL Sebastian		NOR	19.10	* 17.78	17.78	2.10	151.96	- 8.44

Did Not Start - Run 1 (1)

	72		2003	U16	AYLING Blake		SMK	DNS	DNS				
--	----	--	------	-----	--------------	---	-----	-----	-----	--	--	--	--

Did Not Start - Run 2 (1)







	72		2003	U16	AYLING Blake		SMK	DNS	DNS				
--	----	--	------	-----	--------------	---	-----	-----	-----	--	--	--	--

EASTERN REGION SNOWSPORTS ASSOCIATION

SKI CHAMPIONSHIPS 2017 (SnoZone)

Special Slalom - U14+ (Female & Male)

ERSA Championships - PLASTIC - Final Ranking

Rank	Bib.	RegNo	Year	Cat	(Rank Name)	====	Club	Run 1	Run 2	Time	Gap	Points	Perf.
=== ERS Under 18 Ladies ===													
1	102	22536	2000	U18 (1)	MCLEISH Alice		HEM	16.61	* 16.04	16.04		17.08	- 22.64
2	91	20339	2000	U18 (2)	BURROUGHS Hannah		NOR	17.34	* 16.62	16.62	0.58	40.12	+ 26.22
3	95	20337	2001	U18 (3)	SKIPPER Megan		NOR	17.67	* 17.04	17.04	1.00	56.80	+ 61.94
4	94	21734	2001	U18 (4)	ATKINSON Molly		CHT	17.84	* 17.34	17.34	1.30	68.71	+ 22.44
5	136	20439	2000	U18 (5)	STEVENS Anney		HEM	18.51	* 18.49	18.49	2.45	114.39	- 20.63
6	118		2001	U18 (6)	TURNER Madeline		HEM	21.87	* 21.56	21.56	5.52	236.32	- 174.94






Did Not Start - Run 1 (1)

	142		2001	U18	KERR Megan		SMK	DNS	DNS				
--	-----	--	------	-----	------------	---	-----	-----	-----	--	--	--	--

Did Not Start - Run 2 (1)

	142		2001	U18	KERR Megan		SMK	DNS	DNS				
--	-----	--	------	-----	------------	---	-----	-----	-----	--	--	--	--

=== ERS Under 18 Men ===

1	7	22009	2001	U18 (1)	APPLETON Byron		HEM	15.45	* 15.27	15.27		42.98	+ 27.38
2	6	22164	2001	U18 (2)	LONGSTAFF Michael		WGC	DNF	* 15.43	15.43	0.16	49.93	+ 0.48
3	57	21196	2001	U18 (3)	URQUHART Colm		HEM	16.64	* 15.70	15.70	0.43	61.65	- 47.03
4	2	23185	2000	U18 (4)	STEWART Oliver		NOR	16.56	* 16.29	16.29	1.02	87.27	+ 31.65
5	12	21723	2000	U18 (5)	HOWE Charlie		NOR	* 16.58	16.60	16.58	1.31	99.86	+ 68.40
6	8		2000	U18 (6)	WARSOP Rowan		NOR	16.94	* 16.65	16.65	1.38	102.90	+ 12.55
7	16		2001	U18 (7)	REYNOLDS Joshua		NOR	* 18.04	29.39	18.04	2.77	163.25	+ 57.43

Did Not Start - Run 1 (1)

	61	23512	2001	U18	HUDSON Angus		SMK	DNS	DNS				
--	----	-------	------	-----	--------------	---	-----	-----	-----	--	--	--	--

Did Not Finish - Run 1 (1)

	6	22164	2001	U18	LONGSTAFF Michael		WGC	DNF	* 15.43				
--	---	-------	------	-----	-------------------	---	-----	-----	---------	--	--	--	--

Did Not Start - Run 2 (1)

	61	23512	2001	U18	HUDSON Angus		SMK	DNS	DNS				
--	----	-------	------	-----	--------------	---	-----	-----	-----	--	--	--	--

=== ERS Under 21 Ladies ===

1	131	21150	1997	U21 (1)	KARAVASILI Zoe		DHO	16.58	* 16.07	16.07		18.27	-
2	101	22943	1999	U21 (2)	BLYTH Charlotte		HEM	17.50	* 16.92	16.92	0.85	52.03	+ 22.73

=== ERS Under 21 Men ===

1	3	22166	1999	U21 (1)	HOLMES Thomas		NOR	16.78	* 16.17	16.17		82.06	+ 68.28
2	18		1998	U21 (2)	LEVENE Harry		VIK	24.23	* 18.58	18.58	2.41	186.69	+ 73.24
3	26		1998	U21 (3)	SYDER James		NOR	* 19.10	20.85	19.10	2.93	209.27	+ 59.16

=== ERS Senior/Masters 1 Ladies ===

1	111		1985	SM1 (1)	DEDECJUS Anna		HEM	18.11	* 17.38	17.38		70.30	- 76.53
2	146		1983	SM1 (2)	PRIKRYLOVA Helena		SMK	18.59	* 18.43	18.43	1.05	112.01	- 38.12

EASTERN REGION SNOWSPORTS ASSOCIATION

SKI CHAMPIONSHIPS 2017 (SnoZone)

Special Slalom - U14+ (Female & Male)

ERSA Championships - PLASTIC - Final Ranking

Rank	Bib.	RegNo	Year	Cat	(Rank Name)	====	Club	Run 1	Run 2	Time	Gap	Points	Perf.
3	97		1992	SM1 (3)	BOWEN Catriona		NOR	19.68	* 19.11	19.11	1.73	139.01	+ 36.03
4	130	21349	1980	SM1 (4)	HILLS Alison		HEM	* 20.75	21.01	20.75	3.37	204.15	- 57.78

=== ERS Senior/Masters 1 Men ===

1	56	13647	1993	SM1 (1)	THOMPSON Matthew		HEM	14.56	* 14.28	14.28		0.00	+ 4.48
2	76	4899	1985	SM1 (2)	MANNIS William		EVO	14.80	* 14.44	14.44	0.16	6.95	- 9.29
3	27	22138	1987	SM1 (3)	BELLAMY Edward		NOR	19.74	* 18.98	18.98	4.70	204.06	+ 45.41

=== ERS Masters 2 Ladies ===

1	98		1970	MA2 (1)	ANDERSON Beverley		VIK	19.29	* 18.58	18.58		117.96	+ 64.41
2	100	20742	1971	MA2 (2)	SAMPSON Melissa		NOR	19.61	* 18.64	18.64	0.06	120.35	+ 25.31
3	138		1968	MA2 (3)	STEVENS Holly		HEM	* 20.64	21.10	20.64	2.06	199.78	+ 25.95


Did Not Start - Run 1 (1)

	120		1971	MA2	BRADY Ecaterina		HEM	DNS	DNS				
--	-----	--	------	-----	-----------------	---	-----	-----	-----	--	--	--	--







Did Not Start - Run 2 (1)

	120		1971	MA2	BRADY Ecaterina		HEM	DNS	DNS				
--	-----	--	------	-----	-----------------	---	-----	-----	-----	--	--	--	--

=== ERS Masters 2 Men ===

1	64	9129	1968	MA2 (1)	URQUHART John		HEM	15.80	* 15.22	15.22		40.81	- 38.36
2	55		1973	MA2 (2)	PHIPPEN Chris		HEM	16.01	* 15.58	15.58	0.36	56.44	+ 3.78
3	58	21648	1969	MA2 (3)	GARLICK Tim		SMK	16.72	* 16.15	16.15	0.93	81.19	- 75.24
4	4	13217	1968	MA2 (4)	SHARP Anthony		HEM	16.95	* 16.56	16.56	1.34	98.99	+ 13.06
5	14	21626	1967	MA2 (5)	ATKINSON Andrew		CHT	17.29	* 17.13	17.13	1.91	123.74	+ 67.39
6	23	24084	1967	MA2 (6)	KING Alistair		HEM	17.97	* 17.52	17.52	2.30	140.67	+ 3.27
7	24	18665	1967	MA2 (7)	SYDER Mark		NOR	* 18.92	19.68	18.92	3.70	201.46	+ 62.18
8	68		1972	MA2 (8)	WALKINGTON Stuart		HEM	* 19.02	19.33	19.02	3.80	205.80	+ 23.47
9	37	21942	1972	MA2 (9)	LINCOLN Piers		NOR	58.37	* 23.26	23.26	8.04	389.89	+ 26.58

=== ERS Masters 3 Men ===

1	69	20284	1966	MA3 (1)	CORMACK Callum		HEM	* 16.53	16.57	16.53		97.69	- 8.30
2	5	17468	1961	MA3 (2)	GIBB Jim		CHT	16.62	* 16.56	16.56	0.03	98.99	- 2.22
3	10	10596	1963	MA3 (3)	BUNTON Paul		HEM	16.87	* 16.85	16.85	0.32	111.58	+ 6.66
4	19		1964	MA3 (4)	THOMSON Stewart		VIK	19.44	* 17.41	17.41	0.88	135.90	+ 12.28
5	31	24015	1960	MA3 (5)	CAMPBELL Stephen		WGC	19.60	* 18.42	18.42	1.89	179.75	- 42.60
6	30		1966	MA3 (6)	GARRETT Mike		NOR	* 20.17	20.48	20.17	3.64	255.73	+ 62.57
7	25	10372	1959	MA3 (7)	ANDERSON Christopher		VIK	20.36	* 20.23	20.23	3.70	258.33	+ 119.01
8	63	8713	1959	MA3 (8)	CLARKE Christopher		HEM	* 21.04	21.78	21.04	4.51	293.50	+ 26.94

=== ERS Masters 4 Ladies ===

1	140		1953	MA4 (1)	HEAGUE Veronica		SMK	20.13	* 19.63	19.63		159.67	- 80.53
---	-----	--	------	---------	-----------------	---	-----	-------	---------	--------------	--	--------	---------

EASTERN REGION SNOWSPORTS ASSOCIATION
SKI CHAMPIONSHIPS 2017 (SnoZone)
Special Slalom - U14+ (Female & Male)
ERSA Championships - PLASTIC - Final Ranking

Rank	Bib.	RegNo	Year	Cat	(Rank Name	====	Club	Run 1	Run 2	Time	Gap	Points	Perf.
------	------	-------	------	-----	------------	------	------	-------	-------	------	-----	--------	-------

=== ERSA Masters 4 Men ===

1	36	1955	MA4	(1)	DANBURY Mike		WGC	23.23	* 22.60	22.60		361.23	+ 75.15
---	----	------	-----	-----	--------------	---	-----	-------	---------	--------------	--	--------	---------

EASTERN REGION SNOWSPORTS ASSOCIATION

SKI CHAMPIONSHIPS 2017 (SnoZone)

Special Slalom - U14+ (Female & Male)

ERSA Championships - PLASTIC - Final Ranking



#ThatsTheERSAWay

Rank	Bib.	RegNo	Year	Cat	(Rank Name)	====	Club	Run 1	Run 2	Time	Gap	Points	Perf.
==ERSA Girls and Ladies ==													
1	103	23492	2004	U14 (1)	HERRIES Olivia		HEM	16.46	* 15.61	15.61		0.00	- 5.25
2	102	22536	2000	U18 (1)	MCLEISH Alice		HEM	16.61	* 16.04	16.04	0.43	17.08	- 22.64
3	131	21150	1997	U21 (1)	KARAVASILI Zoe	DHO	DHO	16.58	* 16.07	16.07	0.46	18.27	-
4	99	23246	2003	U16 (1)	WARNE Charlotte		HEM	17.16	* 16.48	16.48	0.87	34.55	- 37.12
5	104	21925	2003	U16 (2)	MCLEISH Emily		HEM	17.46	* 16.58	16.58	0.97	38.53	- 18.68
6	91	20339	2000	U18 (2)	BURROUGHS Hannah		NOR	17.34	* 16.62	16.62	1.01	40.12	+ 26.22
7	107	23273	2005	U14 (2)	PARKER Abbie		HEM	17.45	* 16.79	16.79	1.18	46.87	- 70.85
8	105	20998	2003	U16 (3)	BARDER Katie		HEM	17.84	* 16.88	16.88	1.27	50.44	- 35.35
9	101	22943	1999	U21 (2)	BLYTH Charlotte		HEM	17.50	* 16.92	16.92	1.31	52.03	+ 22.73
10	95	20337	2001	U18 (3)	SKIPPER Megan		NOR	17.67	* 17.04	17.04	1.43	56.80	+ 61.94
11	134		2002	U16 (4)	STEVENS Lilyella		HEM	17.74	* 17.17	17.17	1.56	61.96	- 68.33
12	94	21734	2001	U18 (4)	ATKINSON Molly		CHT	17.84	* 17.34	17.34	1.73	68.71	+ 22.44
13	111		1985	SM1 (1)	DEDECJUS Anna		HEM	18.11	* 17.38	17.38	1.77	70.30	- 76.53
14	92	22179	2003	U16 (5)	HOLMES Abby		NOR	19.00	* 17.74	17.74	2.13	84.60	+ 44.15
15	146		1983	SM1 (2)	PRIKRYLOVA Helena		SMK	18.59	* 18.43	18.43	2.82	112.01	- 38.12
15	93		2004	U14 (3)	VENABLES Felicity		VIK	19.41	* 18.43	18.43	2.82	112.01	+ 8.25
17	132	23109	2003	U16 (6)	WALKER Nancy		SMK	* 18.45	18.56	18.45	2.84	112.80	-
18	136	20439	2000	U18 (5)	STEVENS Anncy		HEM	18.51	* 18.49	18.49	2.88	114.39	- 20.63
19	98		1970	MA2 (1)	ANDERSON Beverley		VIK	19.29	* 18.58	18.58	2.97	117.96	+ 64.41
20	100	20742	1971	MA2 (2)	SAMPSON Melissa		NOR	19.61	* 18.64	18.64	3.03	120.35	+ 25.31
21	106	22122	2005	U14 (4)	THOMPSON Niamh		TSN	19.00	* 18.66	18.66	3.05	121.14	+ 7.56
22	109	24065	2005	U14 (5)	LINCOLN Isabel		NOR	19.46	* 18.68	18.68	3.07	121.93	- 7.26
23	114	24069	2005	U14 (6)	SCOTT-AMOS Beth		NOR	19.28	* 18.94	18.94	3.33	132.26	- 51.39
24	133		2005	U14 (7)	STEVENS Cordelia		HEM	19.36	* 18.96	18.96	3.35	133.06	-
25	129	22900	2005	U14 (8)	ARLOTT Holly		SMK	19.37	* 19.09	19.09	3.48	138.22	- 111.81
26	97		1992	SM1 (3)	BOWEN Catriona		NOR	19.68	* 19.11	19.11	3.50	139.01	+ 36.03
27	116		2004	U14 (9)	GLADIN Amber		HEM	20.73	* 19.46	19.46	3.85	152.91	- 106.14
28	110	22937	2005	U14 (10)	ALEY Lauren		HEM	* 19.50	DNF	19.50	3.89	154.50	+ 13.21
29	113		2003	U16 (7)	GROSE Elise		NOR	20.59	* 19.58	19.58	3.97	157.68	- 22.82
30	140		1953	MA4 (1)	HEAGUE Veronica		SMK	20.13	* 19.63	19.63	4.02	159.67	- 80.53
30	139	22941	2004	U14 (11)	WILKINSON Evie		SMK	19.98	* 19.63	19.63	4.02	159.67	- 41.28
32	135		2005	U14 (12)	BURTON Evie		SMK	19.73	* 19.68	19.68	4.07	161.65	-
33	115	23826	2004	U14 (13)	DRYER Amelie		SMK	20.95	* 19.87	19.87	4.26	169.20	- 68.92
34	96	22983	2002	U16 (8)	BLYTH Helena		HEM	* 20.06	20.12	20.06	4.45	176.75	+ 67.07
35	108		2002	U16 (9)	HAWES Isobel		NOR	21.33	* 20.22	20.22	4.61	183.10	+ 60.49
36	138		1968	MA2 (3)	STEVENS Holly		HEM	* 20.64	21.10	20.64	5.03	199.78	+ 25.95
37	137		2002	U16 (10)	DE VILLIERS Jacqueline		HEM	21.82	* 20.75	20.75	5.14	204.15	- 140.49
37	130	21349	1980	SM1 (4)	HILLS Alison		HEM	* 20.75	21.01	20.75	5.14	204.15	- 57.78
37	112		2004	U14 (14)	WOOD Caitlin		VIK	21.47	* 20.75	20.75	5.14	204.15	+ 25.02
40	118		2001	U18 (6)	TURNER Madeline		HEM	21.87	* 21.56	21.56	5.95	236.32	- 174.94
41	117		2003	U16 (11)	COOMBES Olivia		WGC	22.32	* 21.97	21.97	6.36	252.61	- 65.31
42	143		2002	U16 (12)	CAWOOD Zoe		SMK	22.38	* 22.37	22.37	6.76	268.49	-

EASTERN REGION SNOWSPORTS ASSOCIATION

SKI CHAMPIONSHIPS 2017 (SnoZone)

Special Slalom - U14+ (Female & Male)

ERSA Championships - PLASTIC - Final Ranking

Rank	Bib.	RegNo	Year	Cat	(Rank Name)	====	Club	Run 1	Run 2	Time	Gap	Points	Perf.
43	144		2003	U16	(13) COMISKEY Myla		WGC	23.61	* 23.22	23.22	7.61	302.25	- 168.72

Did Not Start - Run 1 (4)

119	21897	2002	U16	MARTIN Lily		ESX	DNS	DNS					
120		1971	MA2	BRADY Ecaterina		HEM	DNS	DNS					
141	19739	2002	U16	ROSE Rebecca		SMK	DNS	DNS					
142		2001	U18	KERR Megan		SMK	DNS	DNS					

Did Not Start - Run 2 (4)

119	21897	2002	U16	MARTIN Lily		ESX	DNS	DNS					
120		1971	MA2	BRADY Ecaterina		HEM	DNS	DNS					
141	19739	2002	U16	ROSE Rebecca		SMK	DNS	DNS					
142		2001	U18	KERR Megan		SMK	DNS	DNS					

Did Not Finish - Run 2 (1)

110	22937	2005	U14	ALEY Lauren		HEM	* 19.50	DNF					
-----	-------	------	-----	-------------	---	-----	---------	-----	--	--	--	--	--

== ERSA Boys and Men ==

1	56	13647	1993	SM1 (1)	THOMPSON Matthew		HEM	14.56	* 14.28	14.28		0.00	+ 4.48
2	76	4899	1985	SM1 (2)	MANNIS William		EVO	14.80	* 14.44	14.44	0.16	6.95	- 9.29
3	64	9129	1968	MA2 (1)	URQUHART John		HEM	15.80	* 15.22	15.22	0.94	40.81	- 38.36
4	7	22009	2001	U18 (1)	APPLETON Byron		HEM	15.45	* 15.27	15.27	0.99	42.98	+ 27.38
5	6	22164	2001	U18 (2)	LONGSTAFF Michael		WGC	DNF	* 15.43	15.43	1.15	49.93	+ 0.48
6	55		1973	MA2 (2)	PHIPPEN Chris		HEM	16.01	* 15.58	15.58	1.30	56.44	+ 3.78
7	11	20884	2003	U16 (1)	THOMPSON Joseph		NOR	16.05	* 15.68	15.68	1.40	60.78	+ 16.80
8	57	21196	2001	U18 (3)	URQUHART Colm		HEM	16.64	* 15.70	15.70	1.42	61.65	- 47.03
9	1	20748	2003	U16 (2)	DADE Tommy		NOR	16.39	* 15.81	15.81	1.53	66.43	+ 20.49
10	13	19855	2002	U16 (3)	BINGHAM Nicholas		ESX	* 15.86	17.81	15.86	1.58	68.60	+ 33.28
11	54	21213	2004	U14 (1)	METHERINGHAM Zachary		SMK	16.52	* 16.04	16.04	1.76	76.41	-
12	62	21197	2004	U14 (2)	URQUHART Aiden		HEM	16.52	* 16.05	16.05	1.77	76.85	- 48.27
13	58	21648	1969	MA2 (3)	GARLICK Tim		SMK	16.72	* 16.15	16.15	1.87	81.19	- 75.24
14	3	22166	1999	U21 (1)	HOLMES Thomas		NOR	16.78	* 16.17	16.17	1.89	82.06	+ 68.28
15	2	23185	2000	U18 (4)	STEWART Oliver		NOR	16.56	* 16.29	16.29	2.01	87.27	+ 31.65
16	15	21604	2005	U14 (3)	OGDEN Alex		NOR	16.62	* 16.44	16.44	2.16	93.78	- 3.78
17	69	20284	1966	MA3 (1)	CORMACK Callum		HEM	* 16.53	16.57	16.53	2.25	97.69	- 8.30
18	5	17468	1961	MA3 (2)	GIBB Jim		CHT	16.62	* 16.56	16.56	2.28	98.99	- 2.22
18	4	13217	1968	MA2 (4)	SHARP Anthony		HEM	16.95	* 16.56	16.56	2.28	98.99	+ 13.06
20	12	21723	2000	U18 (5)	HOWE Charlie		NOR	* 16.58	16.60	16.58	2.30	99.86	+ 68.40
21	59	21121	2005	U14 (4)	STANWAY Kayne		SMK	17.63	* 16.60	16.60	2.32	100.73	-
22	21	20264	2003	U16 (4)	REIDY Thomas		HEM	17.32	* 16.65	16.65	2.37	102.90	- 28.83
22	8		2000	U18 (6)	WARSOP Rowan		NOR	16.94	* 16.65	16.65	2.37	102.90	+ 12.55
24	22		2004	U14 (5)	MARSH Joel		NOR	17.01	* 16.77	16.77	2.49	108.11	- 28.56
25	10	10596	1963	MA3 (3)	BUNTON Paul		HEM	16.87	* 16.85	16.85	2.57	111.58	+ 6.66
26	9	23349	2003	U16 (5)	BUSHELL George		NOR	17.58	* 16.94	16.94	2.66	115.49	+ 24.27
27	20		2003	U16 (6)	TURNER Alfie		HEM	17.45	* 16.99	16.99	2.71	117.66	- 9.79
28	14	21626	1967	MA2 (5)	ATKINSON Andrew		CHT	17.29	* 17.13	17.13	2.85	123.74	+ 67.39
29	33		2005	U14 (6)	TEMPLE Freddy		NOR	17.74	* 17.15	17.15	2.87	124.61	- 109.15
30	38	22218	2005	U14 (7)	STANLEY Harvey		HEM	18.03	* 17.18	17.18	2.90	125.91	-
30	17	22087	2005	U14 (7)	PARKER Travis		NOR	17.74	* 17.18	17.18	2.90	125.91	+ 12.73
32	70	23311	2003	U16 (7)	FULLER Joshua		SMK	17.39	* 17.25	17.25	2.97	128.95	-
33	19		1964	MA3 (4)	THOMSON Stewart		VIK	19.44	* 17.41	17.41	3.13	135.90	+ 12.28
34	23	24084	1967	MA2 (6)	KING Alistair		HEM	17.97	* 17.52	17.52	3.24	140.67	+ 3.27
35	32	23652	2002	U16 (8)	ROLFE Joshua		SMK	18.08	* 17.58	17.58	3.30	143.28	- 89.26

EASTERN REGION SNOWSPORTS ASSOCIATION

SKI CHAMPIONSHIPS 2017 (SnoZone)

Special Slalom - U14+ (Female & Male)

ERSA Championships - PLASTIC - Final Ranking

Rank	Bib.	RegNo	Year	Cat	(Rank Name)	====	Club	Run 1	Run 2	Time	Gap	Points	Perf.
36	29		2003	U16 (9)	ALGER James		NOR	18.65	* 17.62	17.62	3.34	145.01	- 22.82
37	73		2003	U16 (10)	DUFF Matthew		SMK	* 17.63	18.35	17.63	3.35	145.45	- 57.58
38	39	22794	2005	U14 (9)	GRECULA Adam		BRO	18.23	* 17.64	17.64	3.36	145.88	-
39	28		2003	U16 (11)	SEWELL Sebastian		NOR	19.10	* 17.78	17.78	3.50	151.96	- 8.44
40	16		2001	U18 (7)	REYNOLDS Joshua		NOR	* 18.04	29.39	18.04	3.76	163.25	+ 57.43
41	60	22191	2005	U14 (10)	CHAMPION Benjamin		TSD	* 18.27	18.98	18.27	3.99	173.24	-
42	31	24015	1960	MA3 (5)	CAMPBELL Stephen		WGC	19.60	* 18.42	18.42	4.14	179.75	- 42.60
43	18		1998	U21 (2)	LEVENE Harry		VIK	24.23	* 18.58	18.58	4.30	186.69	+ 73.24
44	24	18665	1967	MA2 (7)	SYDER Mark		NOR	* 18.92	19.68	18.92	4.64	201.46	+ 62.18
45	27	22138	1987	SM1 (3)	BELLAMY Edward		NOR	19.74	* 18.98	18.98	4.70	204.06	+ 45.41
46	68		1972	MA2 (8)	WALKINGTON Stuart		HEM	* 19.02	19.33	19.02	4.74	205.80	+ 23.47
47	26		1998	U21 (3)	SYDER James		NOR	* 19.10	20.85	19.10	4.82	209.27	+ 59.16
48	74		2004	U14 (11)	CUMMING Jasper		SMK	19.76	* 19.30	19.30	5.02	217.96	-
49	35		2005	U14 (12)	MONTGOMERY Freddie		NOR	* 19.37	19.71	19.37	5.09	220.99	- 52.22
50	65	23345	2005	U14 (13)	SIMCOX Jack		TEL	19.63	* 19.57	19.57	5.29	229.68	-
51	30		1966	MA3 (6)	GARRETT Mike		NOR	* 20.17	20.48	20.17	5.89	255.73	+ 62.57
52	25	10372	1959	MA3 (7)	ANDERSON Christopher		VIK	20.36	* 20.23	20.23	5.95	258.33	+ 119.01
53	34		2005	U14 (14)	THOMSON Kai		VIK	* 20.72	DSQ	20.72	6.44	279.61	+ 7.36
54	75		2004	U14 (15)	DAVIES Ben		NOR	22.09	* 20.94	20.94	6.66	289.16	+ 38.93
55	63	8713	1959	MA3 (8)	CLARKE Christopher		HEM	* 21.04	21.78	21.04	6.76	293.50	+ 26.94
56	36		1955	MA4 (1)	DANBURY Mike		WGC	23.23	* 22.60	22.60	8.32	361.23	+ 75.15
57	37	21942	1972	MA2 (9)	LINCOLN Piers		NOR	58.37	* 23.26	23.26	8.98	389.89	+ 26.58

Did Not Start - Run 1 (4)

61	23512	2001	U18	HUDSON Angus		SMK	DNS	DNS
66	24032	2004	U14	GARLEY Samuel		SMK	DNS	DNS
67	21837	2005	U14	WOOLEY Kieran		MID	DNS	DNS
72		2003	U16	AYLING Blake		SMK	DNS	DNS

Did Not Finish - Run 1 (1)

6	22164	2001	U18	LONGSTAFF Michael		WGC	DNF	* 15.43
---	-------	------	-----	-------------------	--	-----	-----	---------

Did Not Start - Run 2 (4)

61	23512	2001	U18	HUDSON Angus		SMK	DNS	DNS
66	24032	2004	U14	GARLEY Samuel		SMK	DNS	DNS
67	21837	2005	U14	WOOLEY Kieran		MID	DNS	DNS
72		2003	U16	AYLING Blake		SMK	DNS	DNS

Disqualified - Run 2 (1)

34		2005	U14	THOMSON Kai		VIK	* 20.72	DSQ
----	--	------	-----	-------------	--	-----	---------	-----