



**EASTERN REGION SNOWSPORTS ASSOCIATION 2018**

**Team Evolution ERSa Welwyn Summer League**

**Welwyn - Special Slalom - #ThatsTheERSAWay**

**ERSA Summer League - Final Ranking**

Rank	Bib.	RegNo	Year	Cat	(Rank) Name	====	Club	Run-1	Run-2	Run-3	Time	Gap
------	------	-------	------	-----	-------------	------	------	-------	-------	-------	------	-----

**=== ERSa Under 08 Girls ===**

1	50		2011	U08	(1) HIGGS Sasha		ESX	17.88	* 17.45	* 17.33	<b>34.78</b>	
2	48		2012	U08	(2) ANDERSON Esme		VIK	* 18.03	* 18.03	19.41	<b>36.06</b>	1.28
3	49		2011	U08	(3) GRIMES Roberta		VIK	20.30	* 19.19	* 19.50	<b>38.69</b>	3.91

**=== ERSa Under 08 Boys ===**

1	18		2011	U08	(1) ENGLAND Zachary		ESX	* 15.58	* 16.00	DSQ	<b>31.58</b>	
2	25		2011	U08	(2) MELLON BACKHOUSE Edmund		ASR	17.02	* 16.75	* 16.93	<b>33.68</b>	2.10

**Disqualified - Run-3 (1)**

	18		2011	U08	ENGLAND Zachary		ESX	* 15.58	* 16.00	DSQ		
--	----	--	------	-----	-----------------	--	-----	---------	---------	-----	--	--

**=== ERSa Under 10 Girls ===**

1	40	23929	2009	U10	(1) MAGNANI Emily		HEM	* 13.13	* 13.10	13.15	<b>26.23</b>	
2	35		2009	U10	(2) WELSH Madeleine		VIK	DSQ	* 13.89	* 13.77	<b>27.66</b>	1.43
3	51		2009	U10	(3) TRESIDDER Freya		SUR	* 15.28	15.56	* 15.40	<b>30.68</b>	4.45
4	53		2010	U10	(4) WINTER Tallulah		HEM	* 19.25	* 19.71	DNS	<b>38.96</b>	12.73
5	54		2010	U10	(5) DAVIES Darcy		SUR	20.25	* 19.27	* 19.91	<b>39.18</b>	12.95

**Disqualified - Run-1 (1)**

	35		2009	U10	WELSH Madeleine		VIK	DSQ	* 13.89	* 13.77		
--	----	--	------	-----	-----------------	--	-----	-----	---------	---------	--	--

**Did Not Start - Run-3 (1)**

	53		2010	U10	WINTER Tallulah		HEM	* 19.25	* 19.71	DNS		
--	----	--	------	-----	-----------------	--	-----	---------	---------	-----	--	--

**=== ERSa Under 10 Boys ===**

1	1	23972	2009	U10	(1) FABER Ryan		SMK	* 11.90	* 11.92	11.97	<b>23.82</b>	
2	7		2009	U10	(2) HARTNELL Sonny		NOR	DSQ	* 13.47	* 12.99	<b>26.46</b>	2.64
3	6		2010	U10	(3) AMOS Brody		ESX	DSQ	* 13.85	* 13.36	<b>27.21</b>	3.39
4	5		2010	U10	(4) KINGE Jacob		NOR	* 14.02	* 13.90	14.15	<b>27.92</b>	4.10
5	15		2009	U10	(5) GRIMES Myles		VIK	* 14.67	* 14.76	15.86	<b>29.43</b>	5.61
6	3		2009	U10	(6) HARTNELL Freddy		NOR	* 15.34	DSQ	* 15.16	<b>30.50</b>	6.68
7	16		2010	U10	(7) KARWICKI Hugo		HEM	* 15.92	* 15.26	16.04	<b>31.18</b>	7.36
8	2		2010	U10	(8) LAST William		NOR	* 15.50	16.19	* 15.79	<b>31.29</b>	7.47
9	17		2009	U10	(9) HIBBLE Benji		VIK	20.31	* 18.45	* 17.00	<b>35.45</b>	11.63

**Disqualified - Run-1 (2)**


	6		2010	U10	AMOS Brody		ESX	DSQ	* 13.85	* 13.36		
--	---	--	------	-----	------------	--	-----	-----	---------	---------	--	--

**EASTERN REGION SNOWSPORTS ASSOCIATION 2018**

**Team Evolution ERSA Welwyn Summer League**

**Welwyn - Special Slalom - #ThatsTheERSAWay**





















**ERSA Summer League - Final Ranking**

Rank	Bib.	RegNo	Year	Cat	(Rank) Name	====	Club	Run-1	Run-2	Run-3	Time	Gap
	7		2009	U10	HARTNELL Sonny		NOR	DSQ	* 13.47	* 12.99		

**Disqualified - Run-2 (1)**

	3		2009	U10	HARTNELL Freddy		NOR	* 15.34	DSQ	* 15.16		
--	---	--	------	-----	-----------------	---	-----	---------	-----	---------	--	--

**=== ERSA Under 12 Girls ===**

1	42	22859	2007	U12	(1) PUTMAN Daisy		TSN	11.70	* 11.52	* 11.47	<b>22.99</b>	
2	59	23945	2007	U12	(2) SAUNDERS Katie		ASR	* 11.56	11.77	* 11.69	<b>23.25</b>	0.26
3	38	24038	2007	U12	(3) BUSHELL Grace		NOR	DSQ	* 13.00	* 12.36	<b>25.36</b>	2.37
4	34	23666	2008	U12	(4) HOWES Lucy		HEM	* 12.73	* 12.79	12.94	<b>25.52</b>	2.53
5	56	24116	2008	U12	(5) VIMPANY Ellie		TSN	13.31	* 12.88	* 12.99	<b>25.87</b>	2.88
6	31		2007	U12	(6) HIGGS Eira-Mia		ESX	* 12.84	13.25	* 13.06	<b>25.90</b>	2.91
7	37	23258	2008	U12	(7) BUNTON Aimee		CHT	* 12.86	13.68	* 13.43	<b>26.29</b>	3.30
8	44		2007	U12	(8) SARKAR Anna		ESX	DSQ	* 13.04	* 13.48	<b>26.52</b>	3.53
9	52	24025	2007	U12	(9) GIBLING Evelyn		ASR	* 13.21	* 13.41	13.53	<b>26.62</b>	3.63
10	45		2008	U12	(10) AMOS Lilly-Ella		ESX	* 13.40	13.44	* 13.31	<b>26.71</b>	3.72
11	36		2007	U12	(11) COZENS Zoe		NOR	14.19	* 13.65	* 13.74	<b>27.39</b>	4.40
12	32		2007	U12	(12) KINGE Lucy		NOR	* 14.10	DSQ	* 14.02	<b>28.12</b>	5.13
13	41		2007	U12	(13) LAST Isabelle		NOR	* 14.35	14.35	* 14.02	<b>28.37</b>	5.38
14	39		2007	U12	(14) KITCHING Martha		VIK	* 14.91	15.16	* 14.20	<b>29.11</b>	6.12
15	58		2008	U12	(15) MURRAY Catheine		SMK	DSQ	* 16.21	* 17.41	<b>33.62</b>	10.63
16	46		2008	U12	(16) CONNOLD Jemima		WGC	DSQ	* 16.88	* 16.82	<b>33.70</b>	10.71
17	43		2007	U12	(17) KING Jessica		VIK	17.78	* 17.27	* 17.43	<b>34.70</b>	11.71
18	47		2008	U12	(18) SCOTT Megan		HEM	DSQ	* 17.67	* 17.54	<b>35.21</b>	12.22
19	57		2007	U12	(19) SOWAH Mia		WGC	19.11	* 18.63	* 18.39	<b>37.02</b>	14.03
20	55		2007	U12	(20) MITCHELL Lois		WGC	* 18.64	19.74	* 19.08	<b>37.72</b>	14.73

**Disqualified - Run-1 (5)**

	38	24038	2007	U12	BUSHELL Grace		NOR	DSQ	* 13.00	* 12.36		
	44		2007	U12	SARKAR Anna		ESX	DSQ	* 13.04	* 13.48		
	46		2008	U12	CONNOLD Jemima		WGC	DSQ	* 16.88	* 16.82		
	47		2008	U12	SCOTT Megan		HEM	DSQ	* 17.67	* 17.54		
	58		2008	U12	MURRAY Catheine		SMK	DSQ	* 16.21	* 17.41		

**Disqualified - Run-2 (2)**

	32		2007	U12	KINGE Lucy		NOR	* 14.10	DSQ	* 14.02		
	33		2007	U12	GIBBS Heidi		NOR	* 15.15	DSQ	DNS		

**Did Not Start - Run-3 (1)**

	33		2007	U12	GIBBS Heidi		NOR	* 15.15	DSQ	DNS		
--	----	--	------	-----	-------------	---	-----	---------	-----	-----	--	--

**=== ERSA Under 12 Boys ===**




1	8	23655	2008	U12	(1) PARKER Alfie		HEM	11.64	* 11.38	* 11.33	<b>22.71</b>	
2	14		2007	U12	(2) ENGLAND Alfie		ESX	* 11.75	11.89	* 11.81	<b>23.56</b>	0.85
2	9	23557	2007	U12	(2) MITCHELL Kieran		NOR	DSQ	* 12.17	* 11.39	<b>23.56</b>	0.85
4	22		2007	U12	(4) MARLOW Archie		HEM	* 13.55	* 12.94	18.45	<b>26.49</b>	3.78
5	13	24073	2007	U12	(5) WOOD George		VIK	13.58	* 13.33	* 13.42	<b>26.75</b>	4.04
6	24		2007	U12	(6) COOPER Charlie		ESX	* 13.26	DSQ	* 13.55	<b>26.81</b>	4.10
7	10		2007	U12	(7) FRANCIS Jude		VIK	14.66	* 13.63	* 13.41	<b>27.04</b>	4.33
8	12		2007	U12	(8) WEBB Joshua		ESX	* 13.70	* 14.01	14.32	<b>27.71</b>	5.00

**EASTERN REGION SNOWSPORTS ASSOCIATION 2018**

**Team Evolution ERSA Welwyn Summer League**

**Welwyn - Special Slalom - #ThatsTheERSAWay**

**ERSA Summer League - Final Ranking**

Rank	Bib.	RegNo	Year	Cat	(Rank) Name	====	Club	Run-1	Run-2	Run-3	Time	Gap
9	20		2007	U12	(9) SAUNDERS Rhys		ESX	* 14.19	* 14.31	15.79	<b>28.50</b>	5.79
10	19		2008	U12	(10) WEST Haydn		WGC	15.45	* 15.34	* 13.60	<b>28.94</b>	6.23
11	11		2007	U12	(11) FORDE - POGSON Hayden		NOR	* 15.67	15.71	* 14.89	<b>30.56</b>	7.85

**Did Not Start - Run-1 (1)**

4	23961	2007	U12	DUCKENFIELD Jack		HEM	DNS	DNS	DNS			
---	-------	------	-----	------------------	---	-----	-----	-----	-----	--	--	--

**Disqualified - Run-1 (2)**

9	23557	2007	U12	MITCHELL Kieran		NOR	DSQ	* 12.17	* 11.39			
23		2007	U12	FIDLER Samuel		HEM	DSQ	DSQ	* 16.78			


**Did Not Start - Run-2 (1)**

4	23961	2007	U12	DUCKENFIELD Jack		HEM	DNS	DNS	DNS			
---	-------	------	-----	------------------	---	-----	-----	-----	-----	--	--	--

**Disqualified - Run-2 (3)**

21		2008	U12	TANDY Ryan		WGC	* 16.45	DSQ	DSQ			
23		2007	U12	FIDLER Samuel		HEM	DSQ	DSQ	* 16.78			
24		2007	U12	COOPER Charlie		ESX	* 13.26	DSQ	* 13.55			

**Did Not Start - Run-3 (1)**

4	23961	2007	U12	DUCKENFIELD Jack		HEM	DNS	DNS	DNS			
---	-------	------	-----	------------------	--	-----	-----	-----	-----	--	--	--

**Disqualified - Run-3 (1)**

21		2008	U12	TANDY Ryan		WGC	* 16.45	DSQ	DSQ			
----	--	------	-----	------------	---	-----	---------	-----	-----	--	--	--



**EASTERN REGION SNOWSPORTS ASSOCIATION 2018**

**Team Evolution ERSa Welwyn Summer League**

**Welwyn - Special Slalom - #ThatsTheERSAWay**

**ERSa Summer League - Final Ranking**

Rank	Bib.	RegNo	Year	Cat	(Rank Name	====	Club	Run-1	Run-2	Run-3	Time	Gap
<b>=== ERSa Under 14 Girls ===</b>												
1	127	22938	2006	U14	(1) HOWESON Olivia		HEM	* 11.86	12.00	* 11.51	<b>23.37</b>	
2	84	23273	2005	U14	(2) PARKER Abbie		HEM	12.20	* 11.91	* 11.78	<b>23.69</b>	0.32
3	124	22858	2006	U14	(3) PUTMAN Abigail		TSN	13.03	* 12.15	* 12.06	<b>24.21</b>	0.84
4	101	24069	2005	U14	(4) SCOTT-AMOS Beth		NOR	* 12.33	12.34	* 12.19	<b>24.52</b>	1.15
5	123		2006	U14	(5) TOMKINSON Isabella		TSN	* 12.26	12.36	* 12.42	<b>24.68</b>	1.31
6	138	24114	2005	U14	(6) VIMPANY Lara		TSN	13.05	* 12.47	* 12.54	<b>25.01</b>	1.64
7	103	22937	2005	U14	(7) ALEY Lauren		HEM	13.46	* 13.43	* 12.96	<b>26.39</b>	3.02
8	110		2005	U14	(8) CONNOLD Rosie		WGC	* 13.96	DSQ	* 13.44	<b>27.40</b>	4.03
9	137	24893	2006	U14	(9) VENABLES Phoebe		VIK	14.81	* 14.50	* 14.46	<b>28.96</b>	5.59
10	119		2005	U14	(10) ALSTON Ruby		VIK	15.93	* 15.48	* 15.55	<b>31.03</b>	7.66
11	128		2005	U14	(11) BELL Matilda		HEM	* 15.69	15.72	* 15.35	<b>31.04</b>	7.67
12	115		2005	U14	(12) SAUNDERS Mackenzi		VIK	* 15.38	15.55	* 15.73	<b>31.11</b>	7.74
13	120		2005	U14	(13) CHURCHILL Imogen		VIK	17.83	* 16.98	* 16.66	<b>33.64</b>	10.27
14	131		2006	U14	(14) SMITH Jemma		HEM	17.27	* 17.27	* 17.14	<b>34.41</b>	11.04
15	126		2005	U14	(15) MOUNTAIN Lizzie		HEM	* 15.35	15.79	* 22.33	<b>37.68</b>	14.31
16	139	23453	2006	U14	(16) MELLON BACKHOUSE Isabella		ASR	DNF	* 22.99	* 17.19	<b>40.18</b>	16.81

**Did Not Start - Run-1 (1)**

135	22110	2006	U14	FAIRFULL Madeleine		HEM	DNF	DNF	DNF			
-----	-------	------	-----	--------------------	--	-----	-----	-----	-----	--	--	--

**Did Not Finish - Run-1 (1)**

139	23453	2006	U14	MELLON BACKHOUSE Isabella		ASR	DNF	* 22.99	* 17.19			
-----	-------	------	-----	---------------------------	--	-----	-----	---------	---------	--	--	--

**Disqualified - Run-1 (2)**

129		2006	U14	SMITH Aimee		HEM	DSQ	DSQ	* 16.86			
136		2005	U14	WINTER Scarlett		HEM	DSQ	DSQ	* 15.90			

**Did Not Start - Run-2 (1)**

135	22110	2006	U14	FAIRFULL Madeleine		HEM	DNF	DNF	DNF			
-----	-------	------	-----	--------------------	--	-----	-----	-----	-----	--	--	--

**Disqualified - Run-2 (4)**

110		2005	U14	CONNOLD Rosie		WGC	* 13.96	DSQ	* 13.44			
129		2006	U14	SMITH Aimee		HEM	DSQ	DSQ	* 16.86			
132		2006	U14	TANDY Vanessa		WGC	* 21.30	DSQ	DSQ			
136		2005	U14	WINTER Scarlett		HEM	DSQ	DSQ	* 15.90			

**Did Not Start - Run-3 (1)**

135	22110	2006	U14	FAIRFULL Madeleine		HEM	DNF	DNF	DNF			
-----	-------	------	-----	--------------------	--	-----	-----	-----	-----	--	--	--

**Disqualified - Run-3 (1)**

132		2006	U14	TANDY Vanessa		WGC	* 21.30	DSQ	DSQ			
-----	--	------	-----	---------------	--	-----	---------	-----	-----	--	--	--

EASTERN REGION SNOWSPORTS ASSOCIATION 2018

Team Evolution ERSA Welwyn Summer League

Welwyn - Special Slalom - #ThatsTheERSAWay

ERSA Summer League - Final Ranking

Rank	Bib.	RegNo	Year	Cat	(Rank Name)	====	Club	Run-1	Run-2	Run-3	Time	Gap
<b>=== ERSA Under 14 Boys ===</b>												
1	9	21649	2005	U14	(1) BUNTON Ryan		CHT	11.53	* 11.17	* 11.08	<b>22.25</b>	
2	18	22087	2005	U14	(2) PARKER Travis		NOR	11.43	* 11.27	* 11.35	<b>22.62</b>	0.37
3	69	22059	2006	U14	(3) DADE Jake		NOR	12.02	* 11.73	* 11.55	<b>23.28</b>	1.03
4	31	23354	2005	U14	(4) CHAUHAN Rohan		NOR	12.18	* 11.80	* 11.96	<b>23.76</b>	1.51
5	35		2005	U14	(5) MONTGOMERY Freddie		NOR	18.61	* 12.52	* 12.58	<b>25.10</b>	2.85
6	46	23247	2005	U14	(6) WARNE Ben		HEM	13.27	* 12.80	* 12.70	<b>25.50</b>	3.25
7	68	24133	2006	U14	(7) PHILLIPS Daniel		WGC	13.50	* 12.91	* 12.95	<b>25.86</b>	3.61
8	56		2006	U14	(8) PENNECK Alexander		ESX	13.61	* 12.91	* 13.05	<b>25.96</b>	3.71
9	74		2005	U14	(9) HILYER-ZIEGLER Herbie		NOR	* 13.33	13.75	* 13.32	<b>26.65</b>	4.40
10	48		2005	U14	(10) PAGE-BROWNE Adam		WGC	14.36	* 13.99	* 13.51	<b>27.50</b>	5.25
11	37		2005	U14	(11) SHELLEY Jack		VIK	* 14.31	14.49	* 13.43	<b>27.74</b>	5.49
12	59		2006	U14	(12) COZENS Samuel		NOR	14.50	* 13.95	* 14.09	<b>28.04</b>	5.79
13	66		2006	U14	(13) DE FRIEND Kye		ESX	14.23	* 13.83	* 14.31	<b>28.14</b>	5.89
14	72		2006	U14	(14) EVANS Finley		WGC	DSQ	* 16.88	* 17.06	<b>33.94</b>	11.69
15	61		2006	U14	(15) LYONS Ben		HEM	* 17.03	19.65	* 17.09	<b>34.12</b>	11.87
16	60		2005	U14	(16) COOMBS Isaac		WGC	DSQ	* 17.95	* 16.79	<b>34.74</b>	12.49
17	58		2005	U14	(17) PEET Henry		WGC	18.48	* 17.29	* 17.96	<b>35.25</b>	13.00
18	54		2005	U14	(18) MOLL Noah		HEM	DSQ	* 19.22	* 18.39	<b>37.61</b>	15.36
19	73		2005	U14	(19) PIERSON Louis		WGC	22.63	* 21.43	* 21.45	<b>42.88</b>	20.63

Did Not Start - Run-1 (2)

44		2005	U14	THOMSON Kai		VIK	DNS	DNS	DNS
70	23818	2005	U14	TEMPLE Frederick		NOR	DNS	DNS	DNS

Disqualified - Run-1 (5)

54		2005	U14	MOLL Noah		HEM	DSQ	* 19.22	* 18.39
60		2005	U14	COOMBS Isaac		WGC	DSQ	* 17.95	* 16.79
62		2005	U14	COOMBS Jacob		WGC	DSQ	DSQ	* 16.96
71		2005	U14	BURT Henry		WGC	DSQ	DSQ	* 17.30
72		2006	U14	EVANS Finley		WGC	DSQ	* 16.88	* 17.06

Did Not Start - Run-2 (2)

44		2005	U14	THOMSON Kai		VIK	DNS	DNS	DNS
70	23818	2005	U14	TEMPLE Frederick		NOR	DNS	DNS	DNS

Disqualified - Run-2 (2)

62		2005	U14	COOMBS Jacob		WGC	DSQ	DSQ	* 16.96
71		2005	U14	BURT Henry		WGC	DSQ	DSQ	* 17.30

Did Not Start - Run-3 (2)

44		2005	U14	THOMSON Kai		VIK	DNS	DNS	DNS
70	23818	2005	U14	TEMPLE Frederick		NOR	DNS	DNS	DNS

=== ERSA Under 16 Girls ===

1	92	21334	2003	U16	(1) BOTY Nia		HEM	11.41	* 11.27	* 11.20	<b>22.47</b>	
2	85	22179	2003	U16	(2) HOLMES Abby		NOR	11.50	* 11.33	* 11.36	<b>22.69</b>	0.22
3	81	22515	2003	U16	(3) SHELLEY Annie		VIK	* 11.45	11.77	* 11.32	<b>22.77</b>	0.30
4	88	23246	2003	U16	(4) WARNE Charlotte		HEM	11.95	* 11.55	* 11.69	<b>23.24</b>	0.77
5	82	24891	2004	U16	(5) VENABLES Felicity		VIK	12.06	* 12.06	* 11.90	<b>23.96</b>	1.49
6	104	23421	2004	U16	(6) HUGHES Sophie		ESX	12.86	* 12.12	* 12.08	<b>24.20</b>	1.73



**EASTERN REGION SNOWSPORTS ASSOCIATION 2018**

**Team Evolution ERSA Welwyn Summer League**

**Welwyn - Special Slalom - #ThatsTheERSAWay**

**ERSA Summer League - Final Ranking**

Rank	Bib.	RegNo	Year	Cat	(Rank Name)	====	Club	Run-1	Run-2	Run-3	Time	Gap
7	87	20998	2003	U16	(7) <b>BARDER Katie</b>		HEM	13.06	* 12.33	* 12.39	<b>24.72</b>	2.25
8	93		2003	U16	(8) <b>FRANCIS Mia</b>		VIK	DNF	* 12.93	* 12.51	<b>25.44</b>	2.97
9	106		2003	U16	(9) <b>GROSE Elise</b>		NOR	13.22	* 13.04	* 12.58	<b>25.62</b>	3.15
10	112	24074	2004	U16	(10) <b>MERRIGAN Elizabeth</b>		VIK	13.80	* 13.06	* 12.83	<b>25.89</b>	3.42
11	140		2003	U16	(11) <b>PRICE-JAMES Ina</b>		WGC	13.61	* 13.11	* 12.83	<b>25.94</b>	3.47
12	108	24207	2004	U16	(12) <b>GLADIN Amber</b>		VIK	* 13.64	13.70	* 12.60	<b>26.24</b>	3.77
13	105	24072	2004	U16	(13) <b>WOOD Caitlin</b>		VIK	13.75	* 13.24	* 13.36	<b>26.60</b>	4.13
14	109		2003	U16	(14) <b>WEST Sophie</b>		VIK	14.37	* 14.05	* 13.79	<b>27.84</b>	5.37
15	134		2003	U16	(15) <b>BETTISON Saoirse</b>		WGC	DSQ	* 14.11	* 13.85	<b>27.96</b>	5.49
16	130		2004	U16	(16) <b>PINNELL-BROWN Alexandra</b>		HEM	14.64	* 14.20	* 13.99	<b>28.19</b>	5.72
17	121		2004	U16	(17) <b>MCGROARTY Olivia</b>		HEM	14.57	* 14.24	* 14.46	<b>28.70</b>	6.23
18	118		2004	U16	(18) <b>DE FRIEND Faye</b>		ESX	DSQ	* 15.28	* 15.04	<b>30.32</b>	7.85
19	133		2004	U16	(19) <b>TWEEDIE Daisy</b>		HEM	* 15.77	16.08	* 16.01	<b>31.78</b>	9.31
20	116		2003	U16	(20) <b>CUTHBERT Tia</b>		VIK	16.18	* 15.83	* 16.14	<b>31.97</b>	9.50

**Did Not Start - Run-1 (1)**

91	23492	2004	U16	<b>HERRIES Olivia</b>		HEM	DNS	DNS	DNS
----	-------	------	-----	-----------------------	---	-----	-----	-----	-----

**Did Not Finish - Run-1 (1)**

93		2003	U16	<b>FRANCIS Mia</b>		VIK	DNF	* 12.93	* 12.51
----	--	------	-----	--------------------	---	-----	-----	---------	---------

**Disqualified - Run-1 (2)**

118		2004	U16	<b>DE FRIEND Faye</b>		ESX	DSQ	* 15.28	* 15.04
134		2003	U16	<b>BETTISON Saoirse</b>		WGC	DSQ	* 14.11	* 13.85

**Did Not Start - Run-2 (1)**

91	23492	2004	U16	<b>HERRIES Olivia</b>		HEM	DNS	DNS	DNS
----	-------	------	-----	-----------------------	---	-----	-----	-----	-----

**Did Not Start - Run-3 (1)**

91	23492	2004	U16	<b>HERRIES Olivia</b>		HEM	DNS	DNS	DNS
----	-------	------	-----	-----------------------	---	-----	-----	-----	-----

**Disqualified - Run-3 (1)**

111		2004	U16	<b>PERRIS Harriet</b>		HEM	14.20	* 13.80	DSQ
-----	--	------	-----	-----------------------	---	-----	-------	---------	-----

**=== ERSA Under 16 Boys ===**

1	15	20884	2003	U16	(1) <b>THOMPSON Joseph</b>		NOR	10.40	* 10.37	* 10.29	<b>20.66</b>	
2	2	23349	2003	U16	(2) <b>BUSHELL George</b>		NOR	10.96	* 10.69	* 10.68	<b>21.37</b>	0.71
3	16	21194	2003	U16	(3) <b>NEWTON Charlie</b>		HEM	11.16	* 10.96	* 10.95	<b>21.91</b>	1.25
4	5	24443	2004	U16	(4) <b>MARSH Joel</b>		NOR	10.94	* 10.93	* 11.14	<b>22.07</b>	1.41
5	17	20264	2003	U16	(5) <b>REIDY Thomas</b>		HEM	11.71	* 11.57	* 11.31	<b>22.88</b>	2.22
6	20		2003	U16	(6) <b>TURNER Alfie</b>		HEM	11.86	* 11.56	* 11.66	<b>23.22</b>	2.56
7	21		2003	U16	(7) <b>ALGER James</b>		NOR	12.25	* 12.06	* 11.85	<b>23.91</b>	3.25
8	55		2003	U16	(8) <b>WHITE Fergus</b>		WGC	12.91	* 12.65	* 12.67	<b>25.32</b>	4.66
9	67		2004	U16	(9) <b>MONTERO Charles</b>		HEM	13.02	* 12.68	* 12.71	<b>25.39</b>	4.73
10	33		2004	U16	(10) <b>ALI Dylan</b>		VIK	* 12.70	12.84	* 12.74	<b>25.44</b>	4.78
11	43		2004	U16	(11) <b>DAVIES Ben</b>		NOR	13.92	* 13.02	* 12.78	<b>25.80</b>	5.14
12	45		2004	U16	(12) <b>FULCHER Lewis</b>		VIK	15.48	* 15.16	* 14.68	<b>29.84</b>	9.18
13	3	20748	2003	U16	(13) <b>DADE Tommy</b>		NOR	10.85	* 10.40	* 19.81	<b>30.21</b>	9.55

**Did Not Finish - Run-1 (1)**

36		2004	U16	<b>MUNDY Jack</b>		ESX	DNF	DNF	* 13.05
----	--	------	-----	-------------------	---	-----	-----	-----	---------

**EASTERN REGION SNOWSPORTS ASSOCIATION 2018**

**Team Evolution ERSA Welwyn Summer League**

**Welwyn - Special Slalom - #ThatsTheERSAWay**

**ERSA Summer League - Final Ranking**

Rank	Bib.	RegNo	Year	Cat	(Rank Name)	====	Club	Run-1	Run-2	Run-3	Time	Gap
------	------	-------	------	-----	-------------	------	------	-------	-------	-------	------	-----





**Did Not Finish - Run-2 (1)**

	36		2004	U16	MUNDY Jack		ESX	DNF	DNF	* 13.05		
--	----	--	------	-----	------------	---	-----	-----	-----	---------	--	--

**Disqualified - Run-3 (1)**

	41		2004	U16	FISHER Edward		ESX	15.23	* 11.86	DSQ		
--	----	--	------	-----	---------------	---	-----	-------	---------	-----	--	--

**=== ERSA Under 18 Ladies ===**

1	89	20337	2001	U18 (1)	SKIPPER Megan		NOR	10.57	* 10.53	* 10.54	<b>21.07</b>	
2	122	21897	2002	U18 (2)	MARTIN Lily		ESX	11.40	* 11.18	* 11.02	<b>22.20</b>	1.13
3	102		2001	U18 (3)	HAWKINS Lily		WGC	12.30	* 12.16	* 12.14	<b>24.30</b>	3.23
3	98		2001	U18 (3)	HAWKINS Zara		WGC	* 12.38	12.65	* 11.92	<b>24.30</b>	3.23
5	94		2001	U18 (5)	HAWKINS Danielle		WGC	* 12.27	12.78	* 12.04	<b>24.31</b>	3.24
6	100		2001	U18 (6)	HACKETT Layla		VIK	12.35	* 12.30	* 12.03	<b>24.33</b>	3.26
7	99	20725	2002	U18 (7)	WARMINGTON Harriet		HEM	* 12.39	12.41	* 12.30	<b>24.69</b>	3.62
8	90	22983	2002	U18 (8)	BLYTH Helena		HEM	12.71	* 12.52	* 12.49	<b>25.01</b>	3.94
9	96		2002	U18 (9)	SHELLEY Madeline		VIK	* 12.91	13.50	* 13.07	<b>25.98</b>	4.91
10	107		2001	U18 (10)	BYE Katherine		VIK	13.44	* 13.37	* 13.43	<b>26.80</b>	5.73
11	117		2001	U18 (11)	CHURCHILL Freya		VIK	15.93	* 15.41	* 15.15	<b>30.56</b>	9.49

**Disqualified - Run-3 (1)**

	114		2001	U18	TURNER Madeline		HEM	* 15.11	15.57	DSQ		
--	-----	--	------	-----	-----------------	---	-----	---------	-------	-----	--	--

**=== ERSA Under 18 Men ===**

1	11	22164	2001	U18 (1)	LONGSTAFF Michael		WGC	10.93	* 10.66	* 10.88	<b>21.54</b>	
2	34	24896	2002	U18 (2)	ROSE Tobias		NOR	12.19	* 11.92	* 11.87	<b>23.79</b>	2.25
3	47		2001	U18 (3)	PYALL James		VIK	16.06	* 14.35	* 14.51	<b>28.86</b>	7.32
4	63		2001	U18 (4)	MARTIN Nathan		VIK	41.34	* 17.83	* 16.93	<b>34.76</b>	13.22

**Did Not Start - Run-1 (2)**

	6	19855	2002	U18	BINGHAM Nicholas		ESX	DNS	DNS	DNS		
	52		2002	U18	TUDOR James		WGC	DNS	DNS	DNS		

**Did Not Start - Run-2 (2)**

	6	19855	2002	U18	BINGHAM Nicholas		ESX	DNS	DNS	DNS		
	52		2002	U18	TUDOR James		WGC	DNS	DNS	DNS		

**Did Not Start - Run-3 (2)**

	6	19855	2002	U18	BINGHAM Nicholas		ESX	DNS	DNS	DNS		
	52		2002	U18	TUDOR James		WGC	DNS	DNS	DNS		

**Disqualified - Run-3 (1)**

	14		2002	U18	GOMEZ CLARKE Jamie		NOR	10.66	* 10.43	DSQ		
--	----	--	------	-----	--------------------	---	-----	-------	---------	-----	--	--

**=== ERSA Under 21 Ladies ===**







1	86	20599	2000	U21 (1)	SHERING Nicole		TSN	10.15	* 10.15	* 10.23	<b>20.38</b>	
2	83	22943	1999	U21 (2)	BLYTH Charlotte		HEM	11.77	* 11.69	* 11.85	<b>23.54</b>	3.16

## EASTERN REGION SNOWSPORTS ASSOCIATION 2018

## Team Evolution ERSA Welwyn Summer League

## Welwyn - Special Slalom - #ThatsTheERSAWay

## ERSA Summer League - Final Ranking

Rank	Bib.	RegNo	Year	Cat	(Rank Name)	====	Club	Run-1	Run-2	Run-3	Time	Gap
<b>=== ERSA Under 21 Men ===</b>												
1	1	22166	1999	U21	(1) HOLMES Thomas		NOR	* 10.01	10.03	* 9.99	<b>20.00</b>	
2	10	21723	2000	U21	(2) HOWE Charlie		NOR	10.20	* 10.05	* 10.05	<b>20.10</b>	0.10
3	13	23185	2000	U21	(3) STEWARD Oliver		NOR	10.50	* 10.22	* 10.30	<b>20.52</b>	0.52
4	27		2000	U21	(4) BYE Matthew		VIK	11.79	* 11.66	* 11.69	<b>23.35</b>	3.35
5	19		1998	U21	(5) LEVENE Harry		VIK	12.34	* 11.82	* 12.38	<b>24.20</b>	4.20
6	25		1998	U21	(6) SYDER James		NOR	* 12.02	12.42	* 13.09	<b>25.11</b>	5.11


## Did Not Start - Run-1 (1)

	53		2000	U21	CLEWER Alastair		WGC	DNS	DNS	DNS		
--	----	--	------	-----	-----------------	---	-----	-----	-----	-----	--	--

## Did Not Start - Run-2 (1)

	53		2000	U21	CLEWER Alastair		WGC	DNS	DNS	DNS		
--	----	--	------	-----	-----------------	---	-----	-----	-----	-----	--	--

## Did Not Start - Run-3 (1)

	53		2000	U21	CLEWER Alastair		WGC	DNS	DNS	DNS		
--	----	--	------	-----	-----------------	---	-----	-----	-----	-----	--	--

## === ERSA Senior/Masters 1 Ladies ===

1	97		1992	SM1	(1) BOWEN Catriona		NOR	* 12.69	12.74	* 12.34	<b>25.03</b>	
---	----	--	------	-----	--------------------	---	-----	---------	-------	---------	--------------	--

## === ERSA Senior/Masters 1 Men ===

1	7	12797	1991	SM1	(1) CURTIS Daniel		ESX	9.61	* 9.54	* 9.42	<b>18.96</b>	
2	4	20293	1996	SM1	(2) CLAYTON Adam		NOR	10.36	* 10.04	* 9.95	<b>19.99</b>	1.03
3	28	22138	1987	SM1	(3) BELLAMY Edward		NOR	* 12.87	12.89	* 13.11	<b>25.98</b>	7.02

## === ERSA Masters 2 Ladies ===

1	95		1970	MA2	(1) ANDERSON Beverley		VIK	* 12.82	12.94	* 12.75	<b>25.57</b>	
2	125		1971	MA2	(2) WINTER Leigh		HEM	17.35	* 16.26	* 17.05	<b>33.31</b>	7.74

## === ERSA Masters 2 Men ===

1	8	13217	1968	MA2	(1) SHARP Anthony		HEM	11.69	* 11.29	* 11.33	<b>22.62</b>	
2	64	24596	1974	MA2	(2) GARDNER Garedd		ESX	* 11.49	DSQ	* 11.90	<b>23.39</b>	0.77
3	40		1971	MA2	(3) KINGE Blane		NOR	13.51	* 12.61	* 12.48	<b>25.09</b>	2.47
4	38		1970	MA2	(4) FISHER James		ESX	* 12.70	DSQ	* 12.76	<b>25.46</b>	2.84
5	32		1977	MA2	(5) AMOS Martyn		ESX	13.09	* 12.97	* 12.71	<b>25.68</b>	3.06
6	42		1973	MA2	(6) WOOD Andy		VIK	14.42	* 13.60	* 13.32	<b>26.92</b>	4.30
7	30		1973	MA2	(7) GRIMES Daniel		VIK	14.32	* 13.63	* 13.52	<b>27.15</b>	4.53
8	49		1970	MA2	(8) BAUMBACH Michael		VIK	14.12	* 13.69	* 13.89	<b>27.58</b>	4.96

## Did Not Start - Run-1 (1)

	57		1971	MA2	ERCOLINI Mauro		HEM	DNS	DNS	DNS		
--	----	--	------	-----	----------------	---	-----	-----	-----	-----	--	--

## Did Not Start - Run-2 (1)

	57		1971	MA2	ERCOLINI Mauro		HEM	DNS	DNS	DNS		
--	----	--	------	-----	----------------	---	-----	-----	-----	-----	--	--



**EASTERN REGION SNOWSPORTS ASSOCIATION 2018**

**Team Evolution ERSa Welwyn Summer League**

**Welwyn - Special Slalom - #ThatsTheERSAWay**

**ERSa Summer League - Final Ranking**

Rank	Bib.	RegNo	Year	Cat	(Rank Name	====	Club	Run-1	Run-2	Run-3	Time	Gap
------	------	-------	------	-----	------------	------	------	-------	-------	-------	------	-----

**Disqualified - Run-2 (2)**

	38		1970	MA2	<b>FISHER James</b>		ESX	* 12.70	DSQ	* 12.76		
	64	24596	1974	MA2	<b>GARDNER Garedd</b>		ESX	* 11.49	DSQ	* 11.90		

**Did Not Start - Run-3 (1)**

	57		1971	MA2	<b>ERCOLINI Mauro</b>		HEM	DNS	DNS	DNS		
--	----	--	------	-----	-----------------------	---	-----	-----	-----	-----	--	--

**==== ERSa Masters 3 Ladies ====**

<b>1</b>	113		1963	MA3 (1)	<b>LALLY Nicola</b>		VIK	16.26	* 15.74	* 15.22	<b>30.96</b>	
----------	-----	--	------	---------	---------------------	---	-----	-------	---------	---------	--------------	--

**==== ERSa Masters 3 Men ====**

<b>1</b>	12	10596	1963	MA3 (1)	<b>BUNTON Paul</b>		HEM	* 11.35	11.40	* 11.23	<b>22.58</b>	
<b>2</b>	22		1964	MA3 (2)	<b>THOMSON Stewart</b>		VIK	11.63	* 11.26	* 11.44	<b>22.70</b>	0.12
<b>3</b>	24		1966	MA3 (3)	<b>HOLMES Peter</b>		NOR	11.77	* 11.61	* 11.84	<b>23.45</b>	0.87
<b>4</b>	26	18665	1967	MA3 (4)	<b>SYDER Mark</b>		NOR	* 11.74	11.77	* 11.81	<b>23.55</b>	0.97
<b>5</b>	29	10372	1959	MA3 (5)	<b>ANDERSON Christopher</b>		VIK	12.52	* 12.36	* 12.40	<b>24.76</b>	2.18
<b>6</b>	23	24084	1967	MA3 (6)	<b>KING Alistair</b>		HEM	* 12.71	12.79	* 12.53	<b>25.24</b>	2.66
<b>7</b>	39		1966	MA3 (7)	<b>GARRETT Mike</b>		NOR	14.05	* 13.58	* 13.28	<b>26.86</b>	4.28

**==== ERSa Masters 4 Men ====**

<b>1</b>	50		1951	MA4 (1)	<b>COOPER Douglas</b>		NOR	15.50	* 15.25	* 15.34	<b>30.59</b>	
<b>2</b>	51		1946	MA4 (2)	<b>COOPER Ron</b>		NOR	16.05	* 15.71	* 15.26	<b>30.97</b>	0.38
<b>3</b>	65		1957	MA4 (3)	<b>PENNECK Jeffrey</b>		ESX	25.61	* 16.26	* 15.65	<b>31.91</b>	1.32