



EASTERN REGION SNOWSPORTS ASSOCIATION 2018

Team Evolution ERSa Welwyn Summer League

Welwyn - Special Slalom - #ThatsTheERSAWay

ERSA Summer League - Final Ranking

Rank	Bib.	RegNo	Year	Cat (Rank)	Name	====	Club	Run-1	Run-2	Run-3	Time	Gap	Points	Perf.
==ERSA Girls and Ladies ==														
1	42	22859	2007	U12 (1)	PUTMAN Daisy		TSN	11.70	* 11.52	* 11.47	22.99		0.00	- 9.02
2	59	23945	2007	U12 (2)	SAUNDERS Katie		ASR	* 11.56	11.77	* 11.69	23.25	0.26	8.14	-
3	38	24038	2007	U12 (3)	BUSHELL Grace		NOR	DSQ	* 13.00	* 12.36	25.36	2.37	74.22	+ 72.17
4	34	23666	2008	U12 (4)	HOWESON Lucy		HEM	* 12.73	* 12.79	12.94	25.52	2.53	79.23	+ 25.54
5	56	24116	2008	U12 (5)	VIMPANY Ellie		TSN	13.31	* 12.88	* 12.99	25.87	2.88	90.20	-
6	31		2007	U12 (6)	HIGGS Eira-Mia		ESX	* 12.84	13.25	* 13.06	25.90	2.91	91.14	+ 13.78
7	40	23929	2009	U10 (1)	MAGNANI Emily		HEM	* 13.13	* 13.10	13.15	26.23	3.24	101.47	+ 30.09
8	37	23258	2008	U12 (7)	BUNTON Aimee		CHT	* 12.86	13.68	* 13.43	26.29	3.30	103.35	+ 27.47
9	44		2007	U12 (8)	SARKAR Anna		ESX	DSQ	* 13.04	* 13.48	26.52	3.53	110.55	+ 56.70
10	52	24025	2007	U12 (9)	GIBLING Evelyn		ASR	* 13.21	* 13.41	13.53	26.62	3.63	113.68	-
11	45		2008	U12 (10)	AMOS Lilly-Ella		ESX	* 13.40	13.44	* 13.31	26.71	3.72	116.50	+ 59.59
12	36		2007	U12 (11)	COZENS Zoe		NOR	14.19	* 13.65	* 13.74	27.39	4.40	137.80	+ 41.97
13	35		2009	U10 (2)	WELSH Madeleine		VIK	DSQ	* 13.89	* 13.77	27.66	4.67	146.25	+ 35.93
14	32		2007	U12 (12)	KINGE Lucy		NOR	* 14.10	DSQ	* 14.02	28.12	5.13	160.66	+ 26.16
15	41		2007	U12 (13)	LAST Isabelle		NOR	* 14.35	14.35	* 14.02	28.37	5.38	168.49	+ 54.44
16	39		2007	U12 (14)	KITCHING Martha		VIK	* 14.91	15.16	* 14.20	29.11	6.12	191.67	- 30.53
17	51		2009	U10 (3)	TRESIDDER Freya		SUR	* 15.28	15.56	* 15.40	30.68	7.69	240.84	-
18	58		2008	U12 (15)	MURRAY Catheine		SMK	DSQ	* 16.21	* 17.41	33.62	10.63	332.91	-
19	46		2008	U12 (16)	CONNOLD Jemima		WGC	DSQ	* 16.88	* 16.82	33.70	10.71	335.42	- 5.51
20	43		2007	U12 (17)	KING Jessica		VIK	17.78	* 17.27	* 17.43	34.70	11.71	366.73	+ 115.23
21	50		2011	U08 (1)	HIGGS Sasha		ESX	17.88	* 17.45	* 17.33	34.78	11.79	369.24	- 421.42
22	47		2008	U12 (18)	SCOTT Megan		HEM	DSQ	* 17.67	* 17.54	35.21	12.22	382.71	- 5.41
23	48		2012	U08 (2)	ANDERSON Esme		VIK	* 18.03	* 18.03	19.41	36.06	13.07	409.33	- 163.66
24	57		2007	U12 (19)	SOWAH Mia		WGC	19.11	* 18.63	* 18.39	37.02	14.03	439.39	-
25	55		2007	U12 (20)	MITCHELL Lois		WGC	* 18.64	19.74	* 19.08	37.72	14.73	461.31	-
26	49		2011	U08 (3)	GRIMES Roberta		VIK	20.30	* 19.19	* 19.50	38.69	15.70	491.69	- 132.07
27	53		2010	U10 (4)	WINTER Tallulah		HEM	* 19.25	* 19.71	DNS	38.96	15.97	500.15	-
28	54		2010	U10 (5)	DAVIES Darcy		SUR	20.25	* 19.27	* 19.91	39.18	16.19	507.04	-

Disqualified - Run-1 (6)

35		2009	U10	WELSH Madeleine		VIK	DSQ	* 13.89	* 13.77					
38	24038	2007	U12	BUSHELL Grace		NOR	DSQ	* 13.00	* 12.36					
44		2007	U12	SARKAR Anna		ESX	DSQ	* 13.04	* 13.48					
46		2008	U12	CONNOLD Jemima		WGC	DSQ	* 16.88	* 16.82					
47		2008	U12	SCOTT Megan		HEM	DSQ	* 17.67	* 17.54					
58		2008	U12	MURRAY Catheine		SMK	DSQ	* 16.21	* 17.41					

Disqualified - Run-2 (2)

32		2007	U12	KINGE Lucy		NOR	* 14.10	DSQ	* 14.02					
33		2007	U12	GIBBS Heidi		NOR	* 15.15	DSQ	DNS					

Did Not Start - Run-3 (2)

33		2007	U12	GIBBS Heidi		NOR	* 15.15	DSQ	DNS					
----	--	------	-----	-------------	--	-----	---------	-----	-----	--	--	--	--	--

EASTERN REGION SNOWSPORTS ASSOCIATION 2018























Team Evolution ERSA Welwyn Summer League

Welwyn - Special Slalom - #ThatsTheERSAWay


ERSA Summer League - Final Ranking

Rank	Bib.	RegNo	Year	Cat (Rank)	Name	====	Club	Run-1	Run-2	Run-3	Time	Gap	Points	Perf.
	53		2010	U10	WINTER Tallulah		HEM	* 19.25	* 19.71	DNS				



== ERSA Boys and Men ==

1	8	23655	2008	U12 (1)	PARKER Alfie		HEM	11.64	* 11.38	* 11.33	22.71	0.00	27.13	+ 27.13
2	14		2007	U12 (2)	ENGLAND Alfie		ESX	* 11.75	11.89	* 11.81	23.56	0.85	26.95	- 20.74
2	9	23557	2007	U12 (2)	MITCHELL Kieran		NOR	DSQ	* 12.17	* 11.39	23.56	0.85	26.95	+ 43.07
4	1	23972	2009	U10 (1)	FABER Ryan		SMK	* 11.90	* 11.92	11.97	23.82	1.11	35.19	- 18.86
5	7		2009	U10 (2)	HARTNELL Sonny		NOR	DSQ	* 13.47	* 12.99	26.46	3.75	118.89	- 26.68
6	22		2007	U12 (4)	MARLOW Archie		HEM	* 13.55	* 12.94	18.45	26.49	3.78	119.84	-
7	13	24073	2007	U12 (5)	WOOD George		VIK	13.58	* 13.33	* 13.42	26.75	4.04	128.08	+ 78.00
8	24		2007	U12 (6)	COOPER Charlie		ESX	* 13.26	DSQ	* 13.55	26.81	4.10	129.99	-
9	10		2007	U12 (7)	FRANCIS Jude		VIK	14.66	* 13.63	* 13.41	27.04	4.33	137.28	+ 31.57
10	6		2010	U10 (3)	AMOS Brody		ESX	DSQ	* 13.85	* 13.36	27.21	4.50	142.67	+ 60.31
11	12		2007	U12 (8)	WEBB Joshua		ESX	* 13.70	* 14.01	14.32	27.71	5.00	158.52	- 27.61
12	5		2010	U10 (4)	KINGE Jacob		NOR	* 14.02	* 13.90	14.15	27.92	5.21	165.18	+ 41.61
13	20		2007	U12 (9)	SAUNDERS Rhys		ESX	* 14.19	* 14.31	15.79	28.50	5.79	183.57	-
14	19		2008	U12 (10)	WEST Haydn		WGC	15.45	* 15.34	* 13.60	28.94	6.23	197.52	-
15	15		2009	U10 (5)	GRIMES Myles		VIK	* 14.67	* 14.76	15.86	29.43	6.72	213.05	+ 63.31
16	3		2009	U10 (6)	HARTNELL Freddy		NOR	* 15.34	DSQ	* 15.16	30.50	7.79	246.97	+ 12.05
17	11		2007	U12 (11)	FORDE - POGSON Hayden		NOR	* 15.67	15.71	* 14.89	30.56	7.85	248.88	+ 20.32
18	16		2010	U10 (7)	KARWICKI Hugo		HEM	* 15.92	* 15.26	16.04	31.18	8.47	268.53	+ 13.42
19	2		2010	U10 (8)	LAST William		NOR	* 15.50	16.19	* 15.79	31.29	8.58	272.02	+ 98.41
20	18		2011	U08 (1)	ENGLAND Zachary		ESX	* 15.58	* 16.00	DSQ	31.58	8.87	281.22	- 129.19
21	25		2011	U08 (2)	MELLON BACKHOUSE Edmund		ASR	17.02	* 16.75	* 16.93	33.68	10.97	347.79	-
22	17		2009	U10 (9)	HIBBLE Benji		VIK	20.31	* 18.45	* 17.00	35.45	12.74	403.91	+ 65.30

Did Not Start - Run-1 (1)

4	23961	2007	U12	DUCKENFIELD Jack		HEM	DNS	DNS	DNS				
---	-------	------	-----	------------------	---	-----	-----	-----	-----	--	--	--	--

Disqualified - Run-1 (4)

6		2010	U10	AMOS Brody		ESX	DSQ	* 13.85	* 13.36				
7		2009	U10	HARTNELL Sonny		NOR	DSQ	* 13.47	* 12.99				
9	23557	2007	U12	MITCHELL Kieran		NOR	DSQ	* 12.17	* 11.39				
23		2007	U12	FIDLER Samuel		HEM	DSQ	DSQ	* 16.78				

Did Not Start - Run-2 (1)

4	23961	2007	U12	DUCKENFIELD Jack		HEM	DNS	DNS	DNS				
---	-------	------	-----	------------------	---	-----	-----	-----	-----	--	--	--	--

Disqualified - Run-2 (4)

3		2009	U10	HARTNELL Freddy		NOR	* 15.34	DSQ	* 15.16				
21		2008	U12	TANDY Ryan		WGC	* 16.45	DSQ	DSQ				
23		2007	U12	FIDLER Samuel		HEM	DSQ	DSQ	* 16.78				
24		2007	U12	COOPER Charlie		ESX	* 13.26	DSQ	* 13.55				

Did Not Start - Run-3 (1)

4	23961	2007	U12	DUCKENFIELD Jack		HEM	DNS	DNS	DNS				
---	-------	------	-----	------------------	---	-----	-----	-----	-----	--	--	--	--

Disqualified - Run-3 (2)

18		2011	U08	ENGLAND Zachary		ESX	* 15.58	* 16.00	DSQ				
21		2008	U12	TANDY Ryan		WGC	* 16.45	DSQ	DSQ				



EASTERN REGION SNOWSPORTS ASSOCIATION 2018

Team Evolution ERSa Welwyn Summer League

Welwyn - Special Slalom - #ThatsTheERSAWay

ERSa Summer League - Final Ranking

Rank	Bib.	RegNo	Year	Cat (Rank)	Name	====	Club	Run-1	Run-2	Run-3	Time	Gap	Points	Perf.
==ERSA Girls and Ladies ==														
1	86	20599	2000	U21 (1)	SHERING Nicole		TSN	10.15	* 10.15	* 10.23	20.38		0.00	- 9.07
2	89	20337	2001	U18 (1)	SKIPPER Megan		NOR	10.57	* 10.53	* 10.54	21.07	0.69	24.38	+ 19.34
3	122	21897	2002	U18 (2)	MARTIN Lily		ESX	11.40	* 11.18	* 11.02	22.20	1.82	64.30	-
4	92	21334	2003	U16 (1)	BOTY Nia		HEM	11.41	* 11.27	* 11.20	22.47	2.09	73.84	+ 40.81
5	85	22179	2003	U16 (2)	HOLMES Abby		NOR	11.50	* 11.33	* 11.36	22.69	2.31	81.61	+ 42.68
6	81	22515	2003	U16 (3)	SHELLEY Annie		VIK	* 11.45	11.77	* 11.32	22.77	2.39	84.44	+ 12.91
7	88	23246	2003	U16 (4)	WARNE Charlotte		HEM	11.95	* 11.55	* 11.69	23.24	2.86	101.04	+ 70.49
8	127	22938	2006	U14 (1)	HOWESON Olivia		HEM	* 11.86	12.00	* 11.51	23.37	2.99	105.63	-
9	83	22943	1999	U21 (2)	BLYTH Charlotte		HEM	11.77	* 11.69	* 11.85	23.54	3.16	111.64	+ 69.97
10	84	23273	2005	U14 (2)	PARKER Abbie		HEM	12.20	* 11.91	* 11.78	23.69	3.31	116.94	+ 57.30
11	82	24891	2004	U16 (5)	VENABLES Felicity		VIK	12.06	* 12.06	* 11.90	23.96	3.58	126.48	+ 34.79
12	104	23421	2004	U16 (6)	HUGHES Sophie		ESX	12.86	* 12.12	* 12.08	24.20	3.82	134.96	- 15.99
13	124	22858	2006	U14 (3)	PUTMAN Abigail		TSN	13.03	* 12.15	* 12.06	24.21	3.83	135.31	-
14	102		2001	U18 (3)	HAWKINS Lily		WGC	12.30	* 12.16	* 12.14	24.30	3.92	138.49	+ 10.67
14	98		2001	U18 (3)	HAWKINS Zara		WGC	* 12.38	12.65	* 11.92	24.30	3.92	138.49	+ 29.39
16	94		2001	U18 (5)	HAWKINS Danielle		WGC	* 12.27	12.78	* 12.04	24.31	3.93	138.84	+ 49.88
17	100		2001	U18 (6)	HACKETT Layla		VIK	12.35	* 12.30	* 12.03	24.33	3.95	139.55	+ 27.07
18	101	24069	2005	U14 (4)	SCOTT-AMOS Beth		NOR	* 12.33	12.34	* 12.19	24.52	4.14	146.26	+ 29.20
19	123		2006	U14 (5)	TOMKINSON Isabella		TSN	* 12.26	12.36	* 12.42	24.68	4.30	151.91	-
20	99	20725	2002	U18 (7)	WARMINGTON Harriet		HEM	* 12.39	12.41	* 12.30	24.69	4.31	152.27	+ 40.54
21	87	20998	2003	U16 (7)	BARDER Katie		HEM	13.06	* 12.33	* 12.39	24.72	4.34	153.33	+ 99.17
22	138	24114	2005	U14 (6)	VIMPANY Lara		TSN	13.05	* 12.47	* 12.54	25.01	4.63	163.57	-
22	90	22983	2002	U18 (8)	BLYTH Helena		HEM	12.71	* 12.52	* 12.49	25.01	4.63	163.57	+ 75.85
24	97		1992	SM1 (1)	BOWEN Catriona		NOR	* 12.69	12.74	* 12.34	25.03	4.65	164.28	+ 58.93
25	93		2003	U16 (8)	FRANCIS Mia		VIK	DNF	* 12.93	* 12.51	25.44	5.06	178.76	+ 92.68
26	95		1970	MA2 (1)	ANDERSON Beverley		VIK	* 12.82	12.94	* 12.75	25.57	5.19	183.36	+ 115.70
27	106		2003	U16 (9)	GROSE Elise		NOR	13.22	* 13.04	* 12.58	25.62	5.24	185.12	+ 23.44
28	112	24074	2004	U16 (10)	MERRIGAN Elizabeth		VIK	13.80	* 13.06	* 12.83	25.89	5.51	194.66	- 51.87
29	140		2003	U16 (11)	PRICE-JAMES Ina		WGC	13.61	* 13.11	* 12.83	25.94	5.56	196.43	-
30	96		2002	U18 (9)	SHELLEY Madeline		VIK	* 12.91	13.50	* 13.07	25.98	5.60	197.84	+ 95.27
31	108	24207	2004	U16 (12)	GLADIN Amber		VIK	* 13.64	13.70	* 12.60	26.24	5.86	207.03	+ 30.06
32	103	22937	2005	U14 (7)	ALEY Lauren		HEM	13.46	* 13.43	* 12.96	26.39	6.01	212.33	+ 72.01
33	105	24072	2004	U16 (13)	WOOD Caitlin		VIK	13.75	* 13.24	* 13.36	26.60	6.22	219.74	+ 59.87
34	107		2001	U18 (10)	BYE Katherine		VIK	13.44	* 13.37	* 13.43	26.80	6.42	226.81	+ 62.72
35	110		2005	U14 (8)	CONNOLD Rosie		WGC	* 13.96	DSQ	* 13.44	27.40	7.02	248.01	+ 31.81
36	109		2003	U16 (14)	WEST Sophie		VIK	14.37	* 14.05	* 13.79	27.84	7.46	263.55	+ 65.61
37	134		2003	U16 (15)	BETTISON Saoirse		WGC	DSQ	* 14.11	* 13.85	27.96	7.58	267.79	-
38	130		2004	U16 (16)	PINNELL-BROWN Alexandra		HEM	14.64	* 14.20	* 13.99	28.19	7.81	275.92	-
39	121		2004	U16 (17)	MCGROARTY Olivia		HEM	14.57	* 14.24	* 14.46	28.70	8.32	293.94	-
40	137	24893	2006	U14 (9)	VENABLES Phoebe		VIK	14.81	* 14.50	* 14.46	28.96	8.58	303.12	-
41	118		2004	U16 (18)	DE FRIEND Faye		ESX	DSQ	* 15.28	* 15.04	30.32	9.94	351.17	- 146.59
42	117		2001	U18 (11)	CHURCHILL Freya		VIK	15.93	* 15.41	* 15.15	30.56	10.18	359.65	- 85.41
43	113		1963	MA3 (1)	LALLY Nicola		VIK	16.26	* 15.74	* 15.22	30.96	10.58	373.78	+ 114.82
44	119		2005	U14 (10)	ALSTON Ruby		VIK	15.93	* 15.48	* 15.55	31.03	10.65	376.25	- 161.28
45	128		2005	U14 (11)	BELL Matilda		HEM	* 15.69	15.72	* 15.35	31.04	10.66	376.60	-

EASTERN REGION SNOWSPORTS ASSOCIATION 2018

Team Evolution ERSA Welwyn Summer League

Welwyn - Special Slalom - #ThatsTheERSAWay

ERSA Summer League - Final Ranking

Rank	Bib.	RegNo	Year	Cat (Rank)	Name	====	Club	Run-1	Run-2	Run-3	Time	Gap	Points	Perf.
46	115		2005	U14 (12)	SAUNDERS Mackenzi		VIK	* 15.38	15.55	* 15.73	31.11	10.73	379.08	+ 79.89
47	133		2004	U16 (19)	TWEEDIE Daisy		HEM	* 15.77	16.08	* 16.01	31.78	11.40	402.75	-
48	116		2003	U16 (20)	CUTHBERT Tia		VIK	16.18	* 15.83	* 16.14	31.97	11.59	409.46	+ 104.52
49	125		1971	MA2 (2)	WINTER Leigh		HEM	17.35	* 16.26	* 17.05	33.31	12.93	456.80	-
50	120		2005	U14 (13)	CHURCHILL Imogen		VIK	17.83	* 16.98	* 16.66	33.64	13.26	468.46	- 220.57
51	131		2006	U14 (14)	SMITH Jemma		HEM	17.27	* 17.27	* 17.14	34.41	14.03	495.66	-
52	126		2005	U14 (15)	MOUNTAIN Lizzie		HEM	* 15.35	15.79	* 22.33	37.68	17.30	611.19	-
53	139	23453	2006	U14 (16)	MELLON BACKHOUSE Isabella		ASR	DNF	* 22.99	* 17.19	40.18	19.80	699.51	-

Did Not Start - Run-1 (2)

91	23492	2004	U16	HERRIES Olivia		HEM	DNF	DNF	DNF					
135	22110	2006	U14	FAIRFULL Madeleine		HEM	DNF	DNF	DNF					

Did Not Finish - Run-1 (2)

93		2003	U16	FRANCIS Mia		VIK	DNF	* 12.93	* 12.51					
139	23453	2006	U14	MELLON BACKHOUSE Isabella		ASR	DNF	* 22.99	* 17.19					

Disqualified - Run-1 (4)

118		2004	U16	DE FRIEND Faye		ESX	DSQ	* 15.28	* 15.04					
129		2006	U14	SMITH Aimee		HEM	DSQ	DSQ	* 16.86					
134		2003	U16	BETTISON Saoirse		WGC	DSQ	* 14.11	* 13.85					
136		2005	U14	WINTER Scarlett		HEM	DSQ	DSQ	* 15.90					

Did Not Start - Run-2 (2)

91	23492	2004	U16	HERRIES Olivia		HEM	DNF	DNF	DNF					
135	22110	2006	U14	FAIRFULL Madeleine		HEM	DNF	DNF	DNF					

Disqualified - Run-2 (4)

110		2005	U14	CONNOLD Rosie		WGC	* 13.96	DSQ	* 13.44					
129		2006	U14	SMITH Aimee		HEM	DSQ	DSQ	* 16.86					
132		2006	U14	TANDY Vanessa		WGC	* 21.30	DSQ	DSQ					
136		2005	U14	WINTER Scarlett		HEM	DSQ	DSQ	* 15.90					

Did Not Start - Run-3 (2)

91	23492	2004	U16	HERRIES Olivia		HEM	DNF	DNF	DNF					
135	22110	2006	U14	FAIRFULL Madeleine		HEM	DNF	DNF	DNF					

Disqualified - Run-3 (3)

111		2004	U16	PERRIS Harriet		HEM	14.20	* 13.80	DSQ					
114		2001	U18	TURNER Madeline		HEM	* 15.11	15.57	DSQ					
132		2006	U14	TANDY Vanessa		WGC	* 21.30	DSQ	DSQ					

== ERSA Boys and Men ==

1	7	12797	1991	SM1 (1)	CURTIS Daniel		ESX	9.61	* 9.54	* 9.42	18.96		0.00	- 17.69
2	4	20293	1996	SM1 (2)	CLAYTON Adam		NOR	10.36	* 10.04	* 9.95	19.99	1.03	39.11	+ 38.30
3	1	22166	1999	U21 (1)	HOLMES Thomas		NOR	* 10.01	10.03	* 9.99	20.00	1.04	39.49	+ 28.26
4	10	21723	2000	U21 (2)	HOWE Charlie		NOR	10.20	* 10.05	* 10.05	20.10	1.14	43.29	+ 19.83
5	13	23185	2000	U21 (3)	STEWART Oliver		NOR	10.50	* 10.22	* 10.30	20.52	1.56	59.24	+ 12.93
6	15	20884	2003	U16 (1)	THOMPSON Joseph		NOR	10.40	* 10.37	* 10.29	20.66	1.70	64.56	+ 23.06
7	2	23349	2003	U16 (2)	BUSHELL George		NOR	10.96	* 10.69	* 10.68	21.37	2.41	91.52	+ 9.61
8	11	22164	2001	U18 (1)	LONGSTAFF Michael		WGC	10.93	* 10.66	* 10.88	21.54	2.58	97.97	+ 55.14

EASTERN REGION SNOWSPORTS ASSOCIATION 2018

Team Evolution ERSA Welwyn Summer League

Welwyn - Special Slalom - #ThatsTheERSAWay

ERSA Summer League - Final Ranking

Rank	Bib.	RegNo	Year	Cat (Rank)	Name	====	Club	Run-1	Run-2	Run-3	Time	Gap	Points	Perf.
9	16	21194	2003	U16 (3)	NEWTON Charlie		HEM	11.16	* 10.96	* 10.95	21.91	2.95	112.03	+ 12.06
10	5	24443	2004	U16 (4)	MARSH Joel		NOR	10.94	* 10.93	* 11.14	22.07	3.11	118.10	+ 22.48
11	9	21649	2005	U14 (1)	BUNTON Ryan		CHT	11.53	* 11.17	* 11.08	22.25	3.29	124.94	+ 43.27
12	12	10596	1963	MA3 (1)	BUNTON Paul		HEM	* 11.35	11.40	* 11.23	22.58	3.62	137.47	+ 41.97
13	18	22087	2005	U14 (2)	PARKER Travis		NOR	11.43	* 11.27	* 11.35	22.62	3.66	138.99	+ 34.13
13	8	13217	1968	MA2 (1)	SHARP Anthony		HEM	11.69	* 11.29	* 11.33	22.62	3.66	138.99	+ 57.04
15	22		1964	MA3 (2)	THOMSON Stewart		VIK	11.63	* 11.26	* 11.44	22.70	3.74	142.03	+ 20.93
16	17	20264	2003	U16 (5)	REIDY Thomas		HEM	11.71	* 11.57	* 11.31	22.88	3.92	148.86	+ 46.11
17	20		2003	U16 (6)	TURNER Alfie		HEM	11.86	* 11.56	* 11.66	23.22	4.26	161.77	+ 45.03
18	69	22059	2006	U14 (3)	DADE Jake		NOR	12.02	* 11.73	* 11.55	23.28	4.32	164.05	-
19	27		2000	U21 (4)	BYE Matthew		VIK	11.79	* 11.66	* 11.69	23.35	4.39	166.71	+ 20.02
20	64	24596	1974	MA2 (2)	GARDNER Garedd		ESX	* 11.49	DSQ	* 11.90	23.39	4.43	168.23	-
21	24		1966	MA3 (3)	HOLMES Peter		NOR	11.77	* 11.61	* 11.84	23.45	4.49	170.51	+ 36.85
22	26	18665	1967	MA3 (4)	SYDER Mark		NOR	* 11.74	11.77	* 11.81	23.55	4.59	174.30	+ 34.26
23	31	23354	2005	U14 (4)	CHAUHAN Rohan		NOR	12.18	* 11.80	* 11.96	23.76	4.80	182.28	+ 4.11
24	34	24896	2002	U18 (2)	ROSE Tobias		NOR	12.19	* 11.92	* 11.87	23.79	4.83	183.42	+ 1.89
25	21		2003	U16 (7)	ALGER James		NOR	12.25	* 12.06	* 11.85	23.91	4.95	187.97	+ 69.58
26	19		1998	U21 (5)	LEVENE Harry		VIK	12.34	* 11.82	* 12.38	24.20	5.24	198.99	+ 86.59
27	29	10372	1959	MA3 (5)	ANDERSON Christopher		VIK	12.52	* 12.36	* 12.40	24.76	5.80	220.25	+ 56.56
28	40		1971	MA2 (3)	KINGE Blane		NOR	13.51	* 12.61	* 12.48	25.09	6.13	232.78	+ 4.84
29	35		2005	U14 (5)	MONTGOMERY Freddie		NOR	18.61	* 12.52	* 12.58	25.10	6.14	233.16	+ 40.27
30	25		1998	U21 (6)	SYDER James		NOR	* 12.02	12.42	* 13.09	25.11	6.15	233.54	+ 97.43
31	23	24084	1967	MA3 (6)	KING Alistair		HEM	* 12.71	12.79	* 12.53	25.24	6.28	238.48	+ 111.96
32	55		2003	U16 (8)	WHITE Fergus		WGC	12.91	* 12.65	* 12.67	25.32	6.36	241.52	-
33	67		2004	U16 (9)	MONTERO Charles		HEM	13.02	* 12.68	* 12.71	25.39	6.43	244.18	-
34	33		2004	U16 (10)	ALI Dylan		VIK	* 12.70	12.84	* 12.74	25.44	6.48	246.08	+ 66.72
35	38		1970	MA2 (4)	FISHER James		ESX	* 12.70	DSQ	* 12.76	25.46	6.50	246.84	+ 21.97
36	46	23247	2005	U14 (6)	WARNE Ben		HEM	13.27	* 12.80	* 12.70	25.50	6.54	248.35	- 47.30
37	32		1977	MA2 (5)	AMOS Martyn		ESX	13.09	* 12.97	* 12.71	25.68	6.72	255.19	+ 76.31
38	43		2004	U16 (11)	DAVIES Ben		NOR	13.92	* 13.02	* 12.78	25.80	6.84	259.75	+ 13.96
39	68	24133	2006	U14 (7)	PHILLIPS Daniel		WGC	13.50	* 12.91	* 12.95	25.86	6.90	262.03	-
40	56		2006	U14 (8)	PENNECK Alexander		ESX	13.61	* 12.91	* 13.05	25.96	7.00	265.82	-
41	28	22138	1987	SM1 (3)	BELLAMY Edward		NOR	* 12.87	12.89	* 13.11	25.98	7.02	266.58	+ 112.37
42	74		2005	U14 (9)	HILYER-ZIEGLER Herbie		NOR	* 13.33	13.75	* 13.32	26.65	7.69	292.03	- 107.11
43	39		1966	MA3 (7)	GARRETT Mike		NOR	14.05	* 13.58	* 13.28	26.86	7.90	300.00	+ 73.73
44	42		1973	MA2 (6)	WOOD Andy		VIK	14.42	* 13.60	* 13.32	26.92	7.96	302.28	+ 57.75
45	30		1973	MA2 (7)	GRIMES Daniel		VIK	14.32	* 13.63	* 13.52	27.15	8.19	311.01	+ 135.43
46	48		2005	U14 (10)	PAGE-BROWNE Adam		WGC	14.36	* 13.99	* 13.51	27.50	8.54	324.30	+ 10.10
47	49		1970	MA2 (8)	BAUMBACH Michael		VIK	14.12	* 13.69	* 13.89	27.58	8.62	327.34	+ 4.51
48	37		2005	U14 (11)	SHELLEY Jack		VIK	* 14.31	14.49	* 13.43	27.74	8.78	333.42	+ 119.48
49	59		2006	U14 (12)	COZENS Samuel		NOR	14.50	* 13.95	* 14.09	28.04	9.08	344.81	-
50	66		2006	U14 (13)	DE FRIEND Kye		ESX	14.23	* 13.83	* 14.31	28.14	9.18	348.61	-
51	47		2001	U18 (3)	PYALL James		VIK	16.06	* 14.35	* 14.51	28.86	9.90	375.95	+ 77.35
52	45		2004	U16 (12)	FULCHER Lewis		VIK	15.48	* 15.16	* 14.68	29.84	10.88	413.16	+ 135.50
53	3	20748	2003	U16 (13)	DADE Tommy		NOR	10.85	* 10.40	* 19.81	30.21	11.25	427.22	+ 388.64
54	50		1951	MA4 (1)	COOPER Douglas		NOR	15.50	* 15.25	* 15.34	30.59	11.63	441.65	+ 78.93
55	51		1946	MA4 (2)	COOPER Ron		NOR	16.05	* 15.71	* 15.26	30.97	12.01	456.08	+ 93.34
56	65		1957	MA4 (3)	PENNECK Jeffrey		ESX	25.61	* 16.26	* 15.65	31.91	12.95	491.77	-
57	72		2006	U14 (14)	EVANS Finley		WGC	DSQ	* 16.88	* 17.06	33.94	14.98	568.86	-
58	61		2006	U14 (15)	LYONS Ben		HEM	* 17.03	19.65	* 17.09	34.12	15.16	575.70	-
59	60		2005	U14 (16)	COOMBS Isaac		WGC	DSQ	* 17.95	* 16.79	34.74	15.78	599.24	-
60	63		2001	U18 (4)	MARTIN Nathan		VIK	41.34	* 17.83	* 16.93	34.76	15.80	600.00	-
61	58		2005	U14 (17)	PEET Henry		WGC	18.48	* 17.29	* 17.96	35.25	16.29	618.61	-
62	54		2005	U14 (18)	MOLL Noah		HEM	DSQ	* 19.22	* 18.39	37.61	18.65	708.23	-
63	73		2005	U14 (19)	PIERSON Louis		WGC	22.63	* 21.43	* 21.45	42.88	23.92	908.35	-

Did Not Start - Run-1 (6)

6	19855	2002	U18	BINGHAM Nicholas		ESX	DNS	DNS	DNS					
---	-------	------	-----	------------------	--	-----	-----	-----	-----	--	--	--	--	--

EASTERN REGION SNOWSPORTS ASSOCIATION 2018

Team Evolution ERSA Welwyn Summer League

Welwyn - Special Slalom - #ThatsTheERSAWay

ERSA Summer League - Final Ranking

Rank	Bib.	RegNo	Year	Cat (Rank)	Name	====	Club	Run-1	Run-2	Run-3	Time	Gap	Points	Perf.
	44		2005	U14	THOMSON Kai		VIK	DNS	DNS	DNS				
	52		2002	U18	TUDOR James		WGC	DNS	DNS	DNS				
	53		2000	U21	CLEWER Alastair		WGC	DNS	DNS	DNS				
	57		1971	MA2	ERCOLINI Mauro		HEM	DNS	DNS	DNS				
	70	23818	2005	U14	TEMPLE Frederick		NOR	DNS	DNS	DNS				







Did Not Finish - Run-1 (1)

	36		2004	U16	MUNDY Jack		ESX	DNF	DNF	* 13.05				
--	----	--	------	-----	------------	---	-----	-----	-----	---------	--	--	--	--

Disqualified - Run-1 (5)

	54		2005	U14	MOLL Noah		HEM	DSQ	* 19.22	* 18.39				
	60		2005	U14	COOMBS Isaac		WGC	DSQ	* 17.95	* 16.79				
	62		2005	U14	COOMBS Jacob		WGC	DSQ	DSQ	* 16.96				
	71		2005	U14	BURT Henry		WGC	DSQ	DSQ	* 17.30				
	72		2006	U14	EVANS Finley		WGC	DSQ	* 16.88	* 17.06				


Did Not Start - Run-2 (6)

	6	19855	2002	U18	BINGHAM Nicholas		ESX	DNS	DNS	DNS				
	44		2005	U14	THOMSON Kai		VIK	DNS	DNS	DNS				
	52		2002	U18	TUDOR James		WGC	DNS	DNS	DNS				
	53		2000	U21	CLEWER Alastair		WGC	DNS	DNS	DNS				
	57		1971	MA2	ERCOLINI Mauro		HEM	DNS	DNS	DNS				
	70	23818	2005	U14	TEMPLE Frederick		NOR	DNS	DNS	DNS				






Did Not Finish - Run-2 (1)

	36		2004	U16	MUNDY Jack		ESX	DNF	DNF	* 13.05				
--	----	--	------	-----	------------	---	-----	-----	-----	---------	--	--	--	--

Disqualified - Run-2 (4)

	38		1970	MA2	FISHER James		ESX	* 12.70	DSQ	* 12.76				
	62		2005	U14	COOMBS Jacob		WGC	DSQ	DSQ	* 16.96				
	64	24596	1974	MA2	GARDNER Garedd		ESX	* 11.49	DSQ	* 11.90				
	71		2005	U14	BURT Henry		WGC	DSQ	DSQ	* 17.30				

Did Not Start - Run-3 (6)

	6	19855	2002	U18	BINGHAM Nicholas		ESX	DNS	DNS	DNS				
	44		2005	U14	THOMSON Kai		VIK	DNS	DNS	DNS				
	52		2002	U18	TUDOR James		WGC	DNS	DNS	DNS				
	53		2000	U21	CLEWER Alastair		WGC	DNS	DNS	DNS				
	57		1971	MA2	ERCOLINI Mauro		HEM	DNS	DNS	DNS				
	70	23818	2005	U14	TEMPLE Frederick		NOR	DNS	DNS	DNS				

Disqualified - Run-3 (2)

	14		2002	U18	GOMEZ CLARKE Jamie		NOR	10.66	* 10.43	DSQ				
	41		2004	U16	FISHER Edward		ESX	15.23	* 11.86	DSQ				