



EASTERN REGION SNOWSPORTS ASSOCIATION 2018

Team Evolution Norfolk Summer League

Norfolk - Special Slalom - Girls & Boys - Under 12's

ERSA Summer League - Final Ranking

Rank	Bib.	RegNo	Year	Cat (Rank)	Name	====	Club	Run-1	Run-2	Run-3	Time	Gap	Points	Perf.
== Under 12/10/08 Girls ==														
1	41	23945	2007	U12 (1)	SAUNDERS Katie		ASR	15.74	* 15.53	* 15.31	30.84		0.00	+ 10.83
2	42	25119	2007	U12 (2)	SARKAR Anna		ESX	16.42	* 16.09	* 15.60	31.69	0.85	19.84	- 5.04
3	33	24038	2007	U12 (3)	BUSHELL Grace		NOR	* 15.90	16.07	* 15.95	31.85	1.01	23.58	+ 50.50
4	40		2007	U12 (4)	HIGGS Eira-Mia		ESX	16.62	* 16.14	* 16.60	32.74	1.90	44.36	- 4.03
5	32		2009	U10 (1)	WELSH Madeleine		VIK	17.01	* 16.57	* 16.18	32.75	1.91	44.59	- 36.76
6	50	24623	2009	U10 (2)	PIETRZAK Amelia		ESX	17.87	* 17.70	* 17.24	34.94	4.10	95.72	-
7	36		2007	U12 (5)	KINGE Lucy		NOR	* 18.01	18.01	* 17.27	35.28	4.44	103.66	- 1.87
8	34		2007	U12 (6)	LAST Isabelle		NOR	18.14	* 17.96	* 17.59	35.55	4.71	109.96	+ 24.88
9	43		2007	U12 (7)	COZENS Zoe		NOR	* 18.28	18.57	* 17.57	35.85	5.01	116.96	+ 50.10
10	38	24697	2007	U12 (8)	LINCOLN Imogen		NOR	19.11	* 19.03	* 18.75	37.78	6.94	162.02	- 1.87
11	49		2011	U08 (1)	FLITTON Lily		BRS	19.46	* 19.38	* 19.13	38.51	7.67	179.07	-
12	31		2007	U12 (9)	KITCHING Martha		VIK	* 19.73	* 19.61	22.86	39.34	8.50	198.44	+ 20.47
13	53		2010	U10 (3)	FISKE Jemima		NOR	* 20.04	20.20	* 19.60	39.64	8.80	205.45	-
14	52		2007	U12 (10)	MONTGOMERY Isobel		NOR	* 20.43	21.48	* 20.26	40.69	9.85	229.96	-
15	45		2010	U10 (4)	TOMS Juliette		ESX	* 20.31	21.03	* 20.91	41.22	10.38	242.33	- 5.70
16	39		2008	U12 (11)	SELF Neve		NOR	* 22.08	22.45	* 21.68	43.76	12.92	301.63	+ 40.30
17	46		2011	U08 (2)	HIGGS Sasha		ESX	* 23.21	23.95	* 23.42	46.63	15.79	368.64	- 52.10
18	37		2007	U12 (12)	GIBBS Heidi		NOR	* 29.81	* 19.70	DNS	49.51	18.67	435.88	+ 263.35
19	47		2012	U08 (3)	ANDERSON Esme		VIK	45.78	* 25.07	* 25.05	50.12	19.28	450.12	- 12.07
20	51		2010	U10 (5)	GLADIN Violet		VIK	28.65	* 27.88	* 27.82	55.70	24.86	580.39	-
21	48		2011	U08 (4)	GRIMES Roberta		VIK	* 29.16	DSQ	* 30.19	59.35	28.51	665.60	+ 136.85

Did Not Start - Run-1 (3)

35	23929	2009	U10	MAGNANI Emily		HEM	DNS	DNS	DNS
44	24961	2008	U12	MURRAY Catheine		SMK	DNS	DNS	DNS
54		2008	U12	EDWARDS Darcy		HEM	DNS	DNS	DNS

Did Not Start - Run-2 (3)

35	23929	2009	U10	MAGNANI Emily		HEM	DNS	DNS	DNS
44	24961	2008	U12	MURRAY Catheine		SMK	DNS	DNS	DNS
54		2008	U12	EDWARDS Darcy		HEM	DNS	DNS	DNS

Disqualified - Run-2 (1)

48		2011	U08	GRIMES Roberta		VIK	* 29.16	DSQ	* 30.19
----	--	------	-----	----------------	--	-----	---------	-----	---------

Did Not Start - Run-3 (4)


35	23929	2009	U10	MAGNANI Emily		HEM	DNS	DNS	DNS
37		2007	U12	GIBBS Heidi		NOR	* 29.81	* 19.70	DNS
44	24961	2008	U12	MURRAY Catheine		SMK	DNS	DNS	DNS
54		2008	U12	EDWARDS Darcy		HEM	DNS	DNS	DNS

EASTERN REGION SNOWSPORTS ASSOCIATION 2018

Team Evolution Norfolk Summer League

Norfolk - Special Slalom - Girls & Boys - Under 12's

ERSA Summer League - Final Ranking

Rank	Bib.	RegNo	Year	Cat (Rank)	Name	====	Club	Run-1	Run-2	Run-3	Time	Gap	Points	Perf.
== Under 12/10/08 Boys ==														
1	1	23557	2007	U12 (1)	MITCHELL Kieran		NOR	15.40	* 14.88	* 15.17	30.05	0.00	+ 37.78	
2	20	24618	2007	U12 (2)	PIETRZAK Maximilian		ESX	15.97	* 15.78	* 15.59	31.37	1.32	31.63	-
3	6	24073	2007	U12 (3)	WOOD George		VIK	16.22	* 15.91	* 15.77	31.68	1.63	39.05	+ 10.63
4	8		2009	U10 (1)	HARTNELL Sonny		NOR	16.70	* 16.63	* 16.18	32.81	2.76	66.13	- 44.44
5	2	24172	2009	U10 (2)	BLACKWELL Jasper		TAL	DSQ	* 16.66	* 16.38	33.04	2.99	71.64	+ 22.47
6	23		2008	U12 (4)	GIBBS Evan		NOR	* 16.86	17.14	* 16.70	33.56	3.51	84.10	-
7	19		2009	U10 (3)	MARTIN Oliver		VIK	17.42	* 17.05	* 16.76	33.81	3.76	90.09	-
8	4		2007	U12 (5)	TOMS Harry		ESX	17.23	* 17.05	* 16.86	33.91	3.86	92.49	+ 69.07
9	18		2007	U12 (6)	LYTHELL Austin		NOR	18.21	* 17.24	* 16.95	34.19	4.14	99.19	-
10	7		2009	U10 (4)	GRIMES Myles		VIK	17.75	* 17.30	* 17.22	34.52	4.47	107.10	- 20.98
11	24		2007	U12 (7)	BROWN Aidan		HEM	17.99	* 17.68	* 17.18	34.86	4.81	115.25	-
12	5		2007	U12 (8)	FRANCIS Jude		VIK	* 17.44	17.59	* 17.43	34.87	4.82	115.49	+ 31.44
13	12		2007	U12 (9)	GODLEY Benedict		WGC	DSQ	* 17.81	* 17.23	35.04	4.99	119.56	+ 43.13
14	15		2010	U10 (5)	KINGE Jacob		NOR	* 17.71	17.74	* 17.51	35.22	5.17	123.87	+ 21.96
15	10		2008	U12 (10)	BARTLETT Tom		NOR	* 17.92	* 17.68	17.94	35.60	5.55	132.98	- 74.36
16	3		2007	U12 (11)	FORDE - POGSON Hayden		NOR	18.20	* 18.04	* 17.72	35.76	5.71	136.81	- 70.09
17	11		2010	U10 (6)	LAST William		NOR	* 17.71	* 18.47	18.60	36.18	6.13	146.88	- 5.07
18	13		2007	U12 (12)	WEBB Joshua		ESX	19.00	* 18.92	* 17.81	36.73	6.68	160.05	+ 9.38
19	16		2009	U10 (7)	HARTNELL Freddy		NOR	20.48	* 19.40	* 18.94	38.34	8.29	198.63	- 14.63
20	17		2009	U10 (8)	HIBBLE Benji		VIK	21.07	* 20.32	* 19.30	39.62	9.57	229.30	- 87.65
21	21		2011	U08 (1)	CROFT Alfie		NOR	21.51	* 21.13	* 20.94	42.07	12.02	288.00	-
22	22		2010	U10 (9)	BURNS Robert			DSQ	* 23.94	* 23.30	47.24	17.19	411.87	-

Did Not Start - Run-1 (2)

9			2007	U12	ENGLAND Alfie		ESX	DNS	DNS	DNS				
14	24605		2007	U12	MARLOW Archie		HEM	DNS	DNS	DNS				

Disqualified - Run-1 (3)

2	24172		2009	U10	BLACKWELL Jasper		TAL	DSQ	* 16.66	* 16.38				
12			2007	U12	GODLEY Benedict		WGC	DSQ	* 17.81	* 17.23				
22			2010	U10	BURNS Robert			DSQ	* 23.94	* 23.30				

Did Not Start - Run-2 (2)

9			2007	U12	ENGLAND Alfie		ESX	DNS	DNS	DNS				
14	24605		2007	U12	MARLOW Archie		HEM	DNS	DNS	DNS				

Did Not Start - Run-3 (2)

9			2007	U12	ENGLAND Alfie		ESX	DNS	DNS	DNS				
14	24605		2007	U12	MARLOW Archie		HEM	DNS	DNS	DNS				



EASTERN REGION SNOWSPORTS ASSOCIATION 2018

Team Evolution Norfolk Summer League

Norfolk - Special Slalom - Girls & Boys - Under 12's

Penalty calculation - Women

Rank	Bib.	RegNo	Name	Year	====	Points	Best 5	Race points
Best 10 at finish								
1	41	23945	SAUNDERS Katie	2007		51.26	51.26	0.00
2	42	25119	SARKAR Anna	2007		86.97	86.97	19.84
3	33	24038	BUSHELL Grace	2007		35.17	35.17	23.58
4	40		HIGGS Eira-Mia	2007		110.48	110.48	44.36
5	32		WELSH Madeleine	2009		143.44	-	-
6	50	24623	PIETRZAK Amelia	2009		999.99	-	-
7	36		KINGE Lucy	2007		167.62	-	-
8	34		LAST Isabelle	2007		147.17	-	-
9	43		COZENS Zoe	2007		128.95	128.95	116.96
10	38	24697	LINCOLN Imogen	2007		225.98	-	-

Best 5 at start

3	33	24038	BUSHELL Grace	2007		35.17		
1	41	23945	SAUNDERS Katie	2007		51.26		
2	42	25119	SARKAR Anna	2007		86.97		
4	40		HIGGS Eira-Mia	2007		110.48		
9	43		COZENS Zoe	2007		128.95		

(DNF: Did Not Finish, DSQ: Disqualified)

TOTAL

(B) List points of best 5 at start	412.83		
(A) List points of the best 5 to finish in top 10		412.83	
(C) Race points of corresponding competitors			204.74
Calculated penalty (A + B - C) = 620.92 / 10	62.09		
Correction value (Z)	0.00		
Category adder	0.00		
Applied penalty	62.09		

Technical Delegate



EASTERN REGION SNOWSPORTS ASSOCIATION 2018

Team Evolution Norfolk Summer League

Norfolk - Special Slalom - Girls & Boys - Under 12's

Penalty calculation - Men

Rank	Bib.	RegNo	Name	Year	====	Points	Best 5	Race points
Best 10 at finish								
1	1	23557	MITCHELL Kieran	2007		35.81	35.81	0.00
2	20	24618	PIETRZAK Maximilian	2007		999.99	-	-
3	6	24073	WOOD George	2007		102.01	102.01	39.05
4	8		HARTNELL Sonny	2009		184.16	145.00	66.13
5	2	24172	BLACKWELL Jasper	2009		122.76	122.76	71.64
6	23		GIBBS Evan	2008		999.99	-	-
7	19		MARTIN Oliver	2009		999.99	-	-
8	4		TOMS Harry	2007		97.01	97.01	92.49
9	18		LYTHELL Austin	2007		999.99	-	-
10	7		GRIMES Myles	2009		201.67	-	-

Best 5 at start

1	1	23557	MITCHELL Kieran	2007		35.81		
8	4		TOMS Harry	2007		97.01		
3	6	24073	WOOD George	2007		102.01		
5	2	24172	BLACKWELL Jasper	2009		122.76		
13	12		GODLEY Benedict	2007		150.02		

(DNF: Did Not Finish, DSQ: Disqualified)

TOTAL

(B) List points of best 5 at start	502.59		
(A) List points of the best 5 to finish in top 10		502.59	
(C) Race points of corresponding competitors			269.31
Calculated penalty (A + B - C) = 735.87 / 10	73.59		
Correction value (Z)	0.00		
Category adder	0.00		
Applied penalty	73.59		

Technical Delegate



EASTERN REGION SNOWSPORTS ASSOCIATION 2018

Team Evolution Norfolk Summer League

Norfolk - Special Slalom - Female & Male

ERSA Summer League - Final Ranking

Rank	Bib.	RegNo	Year	Cat (Rank)	Name	====	Club	Run-1	Run-2	Run-3	Time	Gap	Points	Perf.
==ERSA Girls and Ladies ==														
1	87	20337	2001	U18 (1)	SKIPPER Megan		NOR	14.61	* 14.20	* 14.13	28.33		0.00	- 4.95
2	90	21897	2002	U18 (2)	MARTIN Lily		ESX	14.84	* 14.11	* 14.33	28.44	0.11	2.80	- 74.27
3	113	20139	1997	SM1 (1)	COE Megan		NOR	15.14	* 14.60	* 14.54	29.14	0.81	20.59	+ 13.41
4	95	23492	2004	U16 (1)	HERRIES Olivia		HEM	15.71	* 14.74	* 14.73	29.47	1.14	28.97	+ 29.06
5	82		2003	U16 (2)	HOLMES Abby		NOR	15.35	* 15.05	* 15.17	30.22	1.89	48.03	+ 9.20
6	85	23246	2003	U16 (3)	WARNE Charlotte		HEM	* 15.37	DSQ	* 15.52	30.89	2.56	65.06	+ 34.60
7	84	24069	2005	U14 (1)	SCOTT-AMOS Beth		NOR	* 15.97	16.56	* 15.64	31.61	3.28	83.36	- 33.61
8	96	24207	2004	U16 (4)	GLADIN Amber		VIK	DSQ	* 15.83	* 16.05	31.88	3.55	90.22	- 86.66
9	94	24891	2004	U16 (5)	VENABLES Felicity		VIK	16.04	* 15.92	* 16.04	31.96	3.63	92.26	+ 0.66
10	86		1992	SM1 (2)	BOWEN Catriona		NOR	DSQ	* 16.13	* 16.26	32.39	4.06	103.18	- 2.08
11	89	24065	2005	U14 (2)	LINCOLN Isabel		NOR	16.76	* 16.29	* 16.19	32.48	4.15	105.47	- 12.80
12	91		2003	U16 (6)	FRANCIS Mia		VIK	16.90	* 16.25	* 16.25	32.50	4.17	105.98	+ 19.99
13	83	22937	2005	U14 (3)	ALEY Lauren		HEM	16.75	* 16.31	* 16.76	33.07	4.74	120.47	- 19.76
14	88		1970	MA2 (1)	ANDERSON Beverley		VIK	16.88	* 16.57	* 16.75	33.32	4.99	126.82	+ 59.25
15	107	22930	2006	U14 (4)	BLACKWELL Lucy		TAL	17.04	* 16.85	* 16.64	33.49	5.16	131.14	-
15	81	20742	1971	MA2 (2)	SAMPSON Melissa		NOR	16.89	* 16.88	* 16.61	33.49	5.16	131.14	+ 19.70
17	93		2003	U16 (7)	GROSE Elise		NOR	* 16.84	DSQ	* 16.66	33.50	5.17	131.39	- 30.20
18	111		2006	U14 (5)	FLITTON Zoe		BRS	18.80	* 16.91	* 16.78	33.69	5.36	136.22	-
19	97		2002	U18 (3)	GOMEZ CLARKE Anna		NOR	17.63	* 17.00	* 17.16	34.16	5.83	148.17	- 36.38
20	103		1987	SM1 (3)	WEIR Suzanne		NOR	18.19	* 17.28	* 17.08	34.36	6.03	153.25	- 232.39
21	100		2001	U18 (4)	SMITH Hannah		NOR	17.50	* 17.32	* 17.18	34.50	6.17	156.81	- 143.83
22	112		1998	U21 (1)	LAMB Annabelle		NOR	19.03	* 18.61	* 18.51	37.12	8.79	223.40	-
23	102	24893	2006	U14 (6)	VENABLES Phoebe		VIK	19.27	* 18.83	* 19.12	37.95	9.62	244.49	- 119.16
24	98	24074	2004	U16 (8)	MERRIGAN Elizabeth		VIK	* 16.74	DSQ	* 21.34	38.08	9.75	247.79	+ 27.28
25	110		2003	U16 (9)	FOGG Ella		NOR	20.43	* 19.56	* 19.59	39.15	10.82	274.99	-
26	106		2005	U14 (7)	MOUNTAIN Lizzie		HEM	21.37	* 20.53	* 20.22	40.75	12.42	315.65	- 417.68
27	101		2003	U16 (10)	CUTHBERT Tia		VIK	20.52	* 20.39	* 20.68	41.07	12.74	323.78	+ 18.93
28	105	25102	2006	U14 (8)	SMITH Jemma		HEM	21.64	* 20.66	* 21.11	41.77	13.44	341.57	- 253.13
29	109		2006	U14 (9)	BURNS Ella		ESX	DSQ	* 24.27	* 23.70	47.97	19.64	499.15	-
30	108	25103	2006	U14 (10)	SMITH Aimee		HEM	DSQ	* 36.69	* 21.06	57.75	29.42	747.70	-

Did Not Start - Run-1 (2)

99		2005	U14		SAUNDERS Mackenzi		VIK	DNS	DNS	DNS				
104		2005	U14		BELL Matilda		HEM	DNS	DNS	DNS				

Disqualified - Run-1 (5)

86		1992	SM1		BOWEN Catriona		NOR	DSQ	* 16.13	* 16.26				
92		24072	2004	U16	WOOD Caitlin		VIK	DSQ	DSQ	* 17.21				
96		24207	2004	U16	GLADIN Amber		VIK	DSQ	* 15.83	* 16.05				
108		25103	2006	U14	SMITH Aimee		HEM	DSQ	* 36.69	* 21.06				
109		2006	U14		BURNS Ella		ESX	DSQ	* 24.27	* 23.70				

Did Not Start - Run-2 (2)

99		2005	U14		SAUNDERS Mackenzi		VIK	DNS	DNS	DNS				
----	--	------	-----	--	-------------------	--	-----	-----	-----	-----	--	--	--	--

EASTERN REGION SNOWSPORTS ASSOCIATION 2018

Team Evolution Norfolk Summer League

Norfolk - Special Slalom - Female & Male

ERSA Summer League - Final Ranking

Rank	Bib.	RegNo	Year	Cat (Rank)	Name	====	Club	Run-1	Run-2	Run-3	Time	Gap	Points	Perf.
	104		2005	U14	BELL Matilda		HEM	DNS	DNS	DNS				







Disqualified - Run-2 (4)

	85	23246	2003	U16	WARNE Charlotte		HEM	* 15.37	DSQ	* 15.52				
	92	24072	2004	U16	WOOD Caitlin		VIK	DSQ	DSQ	* 17.21				
	93		2003	U16	GROSE Elise		NOR	* 16.84	DSQ	* 16.66				
	98	24074	2004	U16	MERRIGAN Elizabeth		VIK	* 16.74	DSQ	* 21.34				






















Did Not Start - Run-3 (2)

	99		2005	U14	SAUNDERS Mackenzi		VIK	DNS	DNS	DNS				
	104		2005	U14	BELL Matilda		HEM	DNS	DNS	DNS				

==ERSA Boys and Men ==

1	4		1999	U21 (1)	HOLMES Thomas		NOR	13.51	* 13.08	* 13.00	26.08		0.00	- 2.38
2	7		1996	SM1 (1)	CLAYTON Adam		NOR	13.55	* 13.12	* 13.09	26.21	0.13	3.59	+ 11.63
2	2		1996	SM1 (1)	WIGMORE Matthew		NOR	13.69	* 13.26	* 12.95	26.21	0.13	3.59	+ 3.75
4	14	14168	1993	SM1 (3)	WHEATMAN Max		NOR	13.90	* 13.25	* 13.06	26.31	0.23	6.35	+ 4.12
5	1	21723	2000	U21 (2)	HOWE Charlie		NOR	13.78	* 13.34	* 13.05	26.39	0.31	8.56	- 6.05
6	6	23185	2000	U21 (3)	STEWART Oliver		NOR	14.20	* 13.81	* 13.45	27.26	1.18	32.58	- 4.88
7	3	20884	2003	U16 (1)	THOMPSON Joseph		NOR	* 13.83	13.86	* 13.56	27.39	1.31	36.17	+ 3.52
8	71	19855	2002	U18 (1)	BINGHAM Nicholas		ESX	14.24	* 13.82	* 13.68	27.50	1.42	39.20	+ 17.17
9	15		2002	U18 (2)	GOMEZ CLARKE Jamie		NOR	14.30	* 13.88	* 13.75	27.63	1.55	42.79	- 18.27
10	11		2001	U18 (3)	REYNOLDS Joshua		NOR	14.22	* 13.94	* 13.84	27.78	1.70	46.93	- 26.91
11	10	23349	2003	U16 (2)	BUSHELL George		NOR	14.06	* 13.95	* 13.90	27.85	1.77	48.87	- 24.19
12	12	21604	2005	U14 (1)	OGDEN Alex		NOR	14.42	* 14.29	* 14.11	28.40	2.32	64.05	- 10.86
13	9	24443	2004	U16 (3)	MARSH Joel		NOR	14.78	* 14.34	* 14.38	28.72	2.64	72.88	- 13.89
14	20	25057	2003	U16 (4)	ALGER James		NOR	14.92	* 14.74	* 14.04	28.78	2.70	74.54	- 35.00
15	13	21194	2003	U16 (5)	NEWTON Charlie		HEM	14.90	* 14.34	* 14.45	28.79	2.71	74.82	- 16.30
16	22		1993	SM1 (4)	LINCOLN Andrew		NOR	15.09	* 14.59	* 14.47	29.06	2.98	82.27	- 34.40
17	38	24596	1974	MA2 (1)	GARDNER Garedd		ESX	15.51	* 15.10	* 14.93	30.03	3.95	109.05	- 84.02
18	32	23354	2005	U14 (2)	CHAUHAN Rohan		NOR	15.50	* 15.19	* 14.87	30.06	3.98	109.88	- 59.44
19	34	24896	2002	U18 (4)	ROSE Tobias		NOR	15.22	* 15.15	* 14.93	30.08	4.00	110.43	- 62.25
20	18		1998	U21 (4)	LEVENE Harry		VIK	15.34	* 15.14	* 14.97	30.11	4.03	111.26	+ 7.71
21	36		2005	U14 (3)	MONTGOMERY Freddie		NOR	15.74	* 15.19	* 15.03	30.22	4.14	114.29	- 69.75
22	24		1966	MA3 (1)	HOLMES Peter		NOR	15.96	* 15.39	* 15.23	30.62	4.54	125.34	+ 0.53
23	5	13217	1968	MA2 (2)	SHARP Anthony		HEM	15.82	* 15.38	* 15.36	30.74	4.66	128.65	+ 55.55
24	37	22059	2006	U14 (4)	DADE Jake		NOR	16.02	* 15.44	* 15.35	30.79	4.71	130.03	- 58.03
25	35		2003	U16 (6)	MCANALLY Ewan		TAL	15.82	* 15.41	* 15.40	30.81	4.73	130.58	- 51.83
26	70	24227	2006	U14 (5)	HADINGHAM Alex		NOR	15.91	* 15.20	* 15.65	30.85	4.77	131.69	-
27	27	23818	2005	U14 (6)	TEMPLE Frederick		NOR	DSQ	* 15.71	* 15.39	31.10	5.02	138.59	+ 1.40
28	8	10596	1963	MA3 (2)	BUNTON Paul		HEM	16.13	* 15.52	* 15.69	31.21	5.13	141.63	+ 54.98
29	41		2001	U18 (5)	MCCABE-ABLE Maximus		VIK	15.91	* 15.81	* 15.50	31.31	5.23	144.39	- 67.29
30	46		2004	U16 (7)	FISHER Edward		ESX	17.21	* 15.76	* 15.78	31.54	5.46	150.74	- 76.80
31	16		2003	U16 (8)	REIDY Thomas		HEM	16.26	* 15.82	* 15.80	31.62	5.54	152.94	+ 59.04
32	19		2003	U16 (9)	TURNER Alfie		HEM	16.20	* 15.93	* 15.70	31.63	5.55	153.22	+ 45.33
33	44		1978	MA2 (3)	TRICKER Paul		NOR	16.48	* 15.88	* 16.06	31.94	5.86	161.78	- 57.16
34	48		2004	U16 (10)	DAVIES Ben		NOR	* 15.91	DSQ	* 16.17	32.08	6.00	165.64	- 71.30
35	26	18665	1967	MA3 (3)	SYDER Mark		NOR	16.72	* 16.13	* 16.04	32.17	6.09	168.13	+ 36.94
36	28	22138	1987	SM1 (5)	BELLAMY Edward		NOR	17.00	* 16.22	* 16.06	32.28	6.20	171.17	+ 25.81
37	64		2004	U16 (11)	CANNING Thomas		NOR	16.77	* 16.07	* 16.22	32.29	6.21	171.44	-
38	55		2005	U14 (7)	HILYER-ZIEGLER Herbie		NOR	* 16.23	16.31	* 16.23	32.46	6.38	176.13	- 160.61
39	50	23247	2005	U14 (8)	WARNE Ben		HEM	17.10	* 16.35	* 16.16	32.51	6.43	177.52	- 85.63
39	25		1998	U21 (5)	SYDER James		NOR	16.84	* 16.45	* 16.06	32.51	6.43	177.52	+ 50.26
41	65		2002	U18 (6)	FISKE Samuel		NOR	16.60	* 16.22	* 16.33	32.55	6.47	178.62	-

EASTERN REGION SNOWSPORTS ASSOCIATION 2018
Team Evolution Norfolk Summer League
Norfolk - Special Slalom - Female & Male
ERSA Summer League - Final Ranking

Rank	Bib.	RegNo	Year	Cat (Rank)	Name	====	Club	Run-1	Run-2	Run-3	Time	Gap	Points	Perf.
42	33		2004	U16 (12)	ALI Dylan		VIK	16.95	* 16.50	* 16.74	33.24	7.16	197.67	+ 27.16
43	59		2006	U14 (9)	COZENS Samuel		NOR	17.17	* 16.90	* 16.73	33.63	7.55	208.44	- 196.53
44	29	10372	1959	MA3 (4)	ANDERSON Christopher		VIK	17.34	* 17.01	* 16.76	33.77	7.69	212.30	+ 57.46
45	54	25058	2006	U14 (10)	PENNECK Alexander		ESX	17.59	* 16.81	* 17.13	33.94	7.86	216.99	- 93.19
45	31	24015	1960	MA3 (5)	CAMPBELL Stephen		WGC	17.45	* 17.07	* 16.87	33.94	7.86	216.99	+ 48.15
47	42		1970	MA2 (4)	FISHER James		ESX	DSQ	* 16.65	* 17.45	34.10	8.02	221.41	+ 5.39
48	23	24084	1967	MA3 (6)	KING Alistair		HEM	17.60	* 17.09	* 17.13	34.22	8.14	224.72	+ 107.05
49	40		2005	U14 (11)	SHELLEY Jack		VIK	17.63	* 17.20	* 17.21	34.41	8.33	229.97	+ 24.88
50	53	24133	2006	U14 (12)	PHILLIPS Daniel		HEM	* 17.15	DSQ	* 17.40	34.55	8.47	233.83	- 71.80
51	60		1968	MA2 (5)	BARTLETT James		NOR	18.45	* 17.90	* 17.37	35.27	9.19	253.71	- 159.88
52	30		1973	MA2 (6)	GRIMES Daniel		VIK	17.84	* 17.52	* 17.84	35.36	9.28	256.20	+ 89.47
53	68		2002	U18 (7)	MERAJ Luan		NOR	19.18	* 18.74	* 18.72	37.46	11.38	314.17	-
54	52		2005	U14 (13)	PAGE-BROWNE Adam		WGC	20.40	* 19.92	* 18.99	38.91	12.83	354.20	+ 48.85
55	56	21942	1972	MA2 (7)	LINCOLN Piers		NOR	DSQ	* 19.95	* 19.35	39.30	13.22	364.97	+ 24.41
56	66		1975	MA2 (8)	FISKE Richard		NOR	* 20.19	20.21	* 19.65	39.84	13.76	379.88	-
57	63		2006	U14 (14)	BROWN Connor		HEM	* 19.82	19.90	* 21.01	40.83	14.75	407.21	-
58	61		1957	MA4 (1)	PENNECK Jeffrey		ESX	* 20.78	21.02	* 20.60	41.38	15.30	422.39	- 158.93
59	58		1946	MA4 (2)	COOPER Ron		NOR	21.82	* 20.95	* 21.18	42.13	16.05	443.10	+ 89.21
60	57		1951	MA4 (3)	COOPER Douglas		NOR	21.46	* 21.42	* 20.96	42.38	16.30	450.00	+ 96.13
61	67		2006	U14 (15)	HILL Ethan		NOR	DNF	* 21.85	* 21.55	43.40	17.32	478.16	-
62	69	25101	1965	MA3 (7)	SMITH Jeremy		HEM	DSQ	* 19.65	* 34.91	54.56	28.48	786.26	-

Did Not Start - Run-1 (4)

17	22087	2005	U14	PARKER Travis		NOR	DNS	DNS	DNS
21		1964	MA3	THOMSON Stewart		VIK	DNS	DNS	DNS
49		2005	U14	THOMSON Kai		VIK	DNS	DNS	DNS
62		2001	U18	MARTIN Nathan		VIK	DNS	DNS	DNS

Did Not Finish - Run-1 (1)

67		2006	U14	HILL Ethan		NOR	DNF	* 21.85	* 21.55
----	--	------	-----	------------	---	-----	-----	---------	---------

Disqualified - Run-1 (5)

27	23818	2005	U14	TEMPLE Frederick		NOR	DSQ	* 15.71	* 15.39
39		2004	U16	MUNDY Jack		ESX	DSQ	* 44.53	DSQ
42		1970	MA2	FISHER James		ESX	DSQ	* 16.65	* 17.45
56	21942	1972	MA2	LINCOLN Piers		NOR	DSQ	* 19.95	* 19.35
69	25101	1965	MA3	SMITH Jeremy		HEM	DSQ	* 19.65	* 34.91

Did Not Start - Run-2 (4)

17	22087	2005	U14	PARKER Travis		NOR	DNS	DNS	DNS
21		1964	MA3	THOMSON Stewart		VIK	DNS	DNS	DNS
49		2005	U14	THOMSON Kai		VIK	DNS	DNS	DNS
62		2001	U18	MARTIN Nathan		VIK	DNS	DNS	DNS

Disqualified - Run-2 (2)

48		2004	U16	DAVIES Ben		NOR	* 15.91	DSQ	* 16.17
53	24133	2006	U14	PHILLIPS Daniel		HEM	* 17.15	DSQ	* 17.40

Did Not Start - Run-3 (4)

17	22087	2005	U14	PARKER Travis		NOR	DNS	DNS	DNS
21		1964	MA3	THOMSON Stewart		VIK	DNS	DNS	DNS
49		2005	U14	THOMSON Kai		VIK	DNS	DNS	DNS
62		2001	U18	MARTIN Nathan		VIK	DNS	DNS	DNS

EASTERN REGION SNOWSPORTS ASSOCIATION 2018

Team Evolution Norfolk Summer League

Norfolk - Special Slalom - Female & Male

ERSA Summer League - Final Ranking

Rank	Bib.	RegNo	Year	Cat	(Rank)	Name	====	Club	Run-1	Run-2	Run-3	Time	Gap	Points	Perf.
------	------	-------	------	-----	--------	------	------	------	-------	-------	-------	------	-----	--------	-------

Disqualified - Run-3 (5)

39		2004		U16		MUNDY Jack		ESX	DSQ	* 44.53	DSQ				
43		1966		MA3		GARRETT Mike		NOR	17.94	* 17.02	DSQ				
45		1971		MA2		KINGE Blane		NOR	17.37	* 16.84	DSQ				
47		1973		MA2		WOOD Andy		VIK	17.53	* 17.33	DSQ				
51		2001		U18		PYALL James		VIK	18.48	* 17.98	DSQ				



EASTERN REGION SNOWSPORTS ASSOCIATION 2018

Team Evolution Norfolk Summer League

Norfolk - Special Slalom - Female & Male

Penalty calculation - Women

Rank	Bib.	RegNo	Name	Year	====	Points	Best 5	Race points
Best 10 at finish								
1	87	20337	SKIPPER Megan	2001		5.04	5.04	0.00
2	90	21897	MARTIN Lily	2002		77.16	-	-
3	113	20139	COE Megan	1997		7.27	7.27	20.59
4	95	23492	HERRIES Olivia	2004		0.00	0.00	28.97
5	82		HOLMES Abby	2003		38.92	38.92	48.03
6	85	23246	WARNE Charlotte	2003		30.55	30.55	65.06
7	84	24069	SCOTT-AMOS Beth	2005		117.06	-	-
8	96	24207	GLADIN Amber	2004		176.97	-	-
9	94	24891	VENABLES Felicity	2004		91.69	-	-
10	86		BOWEN Catriona	1992		105.35	-	-

Best 5 at start

4	95	23492	HERRIES Olivia	2004		0.00		
1	87	20337	SKIPPER Megan	2001		5.04		
3	113	20139	COE Megan	1997		7.27		
6	85	23246	WARNE Charlotte	2003		30.55		
5	82		HOLMES Abby	2003		38.92		

(DNF: Did Not Finish, DSQ: Disqualified)

TOTAL

(B) List points of best 5 at start	81.78		
(A) List points of the best 5 to finish in top 10		81.78	
(C) Race points of corresponding competitors			162.65
Calculated penalty (A + B - C) = 0.91 / 10	0.09		
Correction value (Z)	0.00		
Category adder	0.00		
Applied penalty	0.09		

Technical Delegate



EASTERN REGION SNOWSPORTS ASSOCIATION 2018

Team Evolution Norfolk Summer League

Norfolk - Special Slalom - Female & Male

Penalty calculation - Men

Rank	Bib.	RegNo	Name	Year	====	Points	Best 5	Race points
Best 10 at finish								
1	4		HOLMES Thomas	1999		11.47	11.47	0.00
2	7		CLAYTON Adam	1996		1.05	1.05	3.59
2	2		WIGMORE Matthew	1996		8.93	8.93	3.59
4	14	14168	WHEATMAN Max	1993		11.32	11.32	6.35
5	1	21723	HOWE Charlie	2000		23.70	23.70	8.56
6	6	23185	STEWART Oliver	2000		46.55	-	-
7	3	20884	THOMPSON Joseph	2003		41.74	-	-
8	71	19855	BINGHAM Nicholas	2002		31.12	-	-
9	15		GOMEZ CLARKE Jamie	2002		70.15	-	-
10	11		REYNOLDS Joshua	2001		82.93	-	-

Best 5 at start

2	7		CLAYTON Adam	1996		1.05	
2	2		WIGMORE Matthew	1996		8.93	
4	14	14168	WHEATMAN Max	1993		11.32	
1	4		HOLMES Thomas	1999		11.47	
5	1	21723	HOWE Charlie	2000		23.70	

(DNF: Did Not Finish, DSQ: Disqualified)

TOTAL

(B) List points of best 5 at start	56.47	
(A) List points of the best 5 to finish in top 10		56.47
(C) Race points of corresponding competitors		22.09
Calculated penalty (A + B - C) = 90.85 / 10	9.09	
Correction value (Z)	0.00	
Category adder	0.00	
Applied penalty	9.09	

Technical Delegate