



## EASTERN REGION SNOWSPORTS ASSOCIATION 2018

### Team Evolution ERSA Vikings Summer League

#### Special Slalom - Boys & Girls (U12's)

#### ERSA Summer League - Final Ranking

Rank	Bib.	RegNo	Year	Cat (Rank)	Name	====	Club	Run 1	Run 2	Run 3	Time	Gap	Points	Perf.
<b>== Under 12/10/08 Girls ==</b>														
1	33	23945	2007	U12 (1)	SAUNDERS Katie		HEM	* 14.38	* 14.27	14.49	<b>28.65</b>		0.00	- 5.08
2	34	24038	2007	U12 (2)	BUSHELL Grace		NOR	15.55	* 15.43	* 15.40	<b>30.83</b>	2.18	54.79	+ 65.80
3	35		2007	U12 (3)	HIGGS Eira-Mia		ESX	15.74	* 15.25	* 15.72	<b>30.97</b>	2.32	58.30	- 3.99
4	32		2009	U10 (1)	WELSH Madeleine		VIK	* 15.51	15.66	* 15.60	<b>31.11</b>	2.46	61.82	- 17.06
5	37		2007	U12 (4)	SARKAR Anna		ESX	16.41	* 15.73	* 15.49	<b>31.22</b>	2.57	64.59	+ 26.32
6	31		2008	U12 (5)	AMOS Lilly-Ella		ESX	16.40	* 16.37	* 16.23	<b>32.60</b>	3.95	99.27	+ 55.42
7	41		2009	U10 (2)	PIETRZAK Amelia		ESX	* 16.84	* 16.64	17.68	<b>33.48</b>	4.83	121.38	- 21.81
8	42		2007	U12 (6)	KINGE Lucy		NOR	* 17.15	17.33	* 17.32	<b>34.47</b>	5.82	146.26	+ 25.75
9	44		2007	U12 (7)	LAST Isabelle		NOR	17.83	* 17.42	* 17.18	<b>34.60</b>	5.95	149.53	+ 48.54
10	40		2007	U12 (8)	GIBBS Heidi		NOR	18.61	* 17.70	* 17.89	<b>35.59</b>	6.94	174.41	- 14.03
11	45		2007	U12 (9)	WINSER Gretchen		VIK	18.06	* 17.84	* 17.86	<b>35.70</b>	7.05	177.17	+ 49.99
12	39		2007	U12 (10)	LINCOLN Imogen		NOR	18.32	* 18.22	* 18.22	<b>36.44</b>	7.79	195.77	+ 16.91
13	50		2007	U12 (11)	MONTGOMERY Isobel		NOR	19.67	* 18.69	* 18.28	<b>36.97</b>	8.32	209.09	- 95.19
14	36		2007	U12 (12)	KITCHING Martha		VIK	* 18.95	19.54	* 18.62	<b>37.57</b>	8.92	224.17	+ 30.29
15	58		2007	U12 (13)	CASKIE Alice		VIK	DSQ	* 18.31	* 19.38	<b>37.69</b>	9.04	227.18	-
16	48		2010	U10 (3)	FISKE Jemima		NOR	19.18	* 18.95	* 18.79	<b>37.74</b>	9.09	228.44	- 46.43
17	47		2010	U10 (4)	TOMS Juliette		ESX	* 19.56	* 19.13	19.93	<b>38.69</b>	10.04	252.31	- 8.78
18	57		2008	U12 (14)	SPRINGALL Otilie		VIK	20.67	* 20.04	* 19.95	<b>39.99</b>	11.34	284.98	-
19	49		2008	U12 (15)	SELF Neve		NOR	21.33	* 20.75	* 20.94	<b>41.69</b>	13.04	327.71	+ 50.47
20	53		2012	U08 (1)	ANDERSON Esme		VIK	21.37	* 21.31	* 21.33	<b>42.64</b>	13.99	351.58	- 126.52
21	52		2011	U08 (2)	HIGGS Sasha		ESX	* 21.42	DSQ	* 21.63	<b>43.05</b>	14.40	361.88	- 74.77
22	56		2008	U12 (16)	FRIEND Romilly		VIK	* 21.35	22.55	* 21.71	<b>43.06</b>	14.41	362.14	-
23	55		2010	U10 (5)	GLADIN Violet		VIK	* 25.30	26.35	* 25.07	<b>50.37</b>	21.72	545.84	- 178.96
24	54		2011	U08 (3)	GRIMES Roberta		VIK	27.83	* 26.73	* 27.24	<b>53.97</b>	25.32	636.31	+ 91.65

#### Did Not Start - Run 1 (4)

38			2007	U12	COZENS Zoe		NOR	DNS	DNS	DNS				
43	23929		2009	U10	MAGNANI Emily		HEM	DNS	DNS	DNS				
46			2011	U08	FLITTON Lily		BRS	DNS	DNS	DNS				
51			2008	U12	MURRAY Catheine		SMK	DNS	DNS	DNS				

#### Disqualified - Run 1 (1)

58			2007	U12	CASKIE Alice		VIK	DSQ	* 18.31	* 19.38				
----	--	--	------	-----	--------------	--	-----	-----	---------	---------	--	--	--	--

#### Did Not Start - Run 2 (4)

38			2007	U12	COZENS Zoe		NOR	DNS	DNS	DNS				
43	23929		2009	U10	MAGNANI Emily		HEM	DNS	DNS	DNS				
46			2011	U08	FLITTON Lily		BRS	DNS	DNS	DNS				
51			2008	U12	MURRAY Catheine		SMK	DNS	DNS	DNS				

#### Disqualified - Run 2 (1)

52			2011	U08	HIGGS Sasha		ESX	* 21.42	DSQ	* 21.63				
----	--	--	------	-----	-------------	--	-----	---------	-----	---------	--	--	--	--

EASTERN REGION SNOWSPORTS ASSOCIATION 2018





Team Evolution ERSA Vikings Summer League

Special Slalom - Boys & Girls (U12's)



















ERSA Summer League - Final Ranking

Rank	Bib.	RegNo	Year	Cat (Rank)	Name	====	Club	Run 1	Run 2	Run 3	Time	Gap	Points	Perf.
------	------	-------	------	------------	------	------	------	-------	-------	-------	------	-----	--------	-------

Did Not Start - Run 3 (4)

38		2007	U12		COZENS Zoe		NOR	DNS	DNS	DNS				
43	23929	2009	U10		MAGNANI Emily		HEM	DNS	DNS	DNS				
46		2011	U08		FLITTON Lily		BRS	DNS	DNS	DNS				
51		2008	U12		MURRAY Catheine		SMK	DNS	DNS	DNS				

== Under 12/10/08 Boys ==

1	10	23557	2007	U12 (1)	MITCHELL Kieran		NOR	14.35	* 14.22	* 13.80	<b>28.02</b>		0.00	+ 37.86
2	13		2007	U12 (2)	PIETRZAK Maximilian		ESX	15.05	* 14.55	* 14.55	<b>29.10</b>	1.08	27.75	- 24.84
3	9	24073	2007	U12 (3)	WOOD George		VIK	DNF	* 15.06	* 14.37	<b>29.43</b>	1.41	36.23	+ 7.89
4	3		2007	U12 (4)	TOMS Harry		ESX	16.07	* 15.57	* 15.33	<b>30.90</b>	2.88	74.00	+ 50.66
5	7		2009	U10 (1)	HARTNELL Sonny		NOR	* 15.57	* 15.47	15.92	<b>31.04</b>	3.02	77.60	- 16.39
6	8		2009	U10 (2)	BLACKWELL Jasper		TAL	* 15.88	* 15.76	15.91	<b>31.64</b>	3.62	93.02	+ 43.93
7	12		2010	U10 (3)	AMOS Brody		ESX	16.64	* 16.21	* 16.25	<b>32.46</b>	4.44	114.09	+ 53.47
8	14		2007	U12 (5)	FRANCIS Jude		VIK	* 16.28	16.75	* 16.24	<b>32.52</b>	4.50	115.63	+ 31.66
9	17		2007	U12 (6)	WEBB Joshua		ESX	16.82	* 16.47	* 16.43	<b>32.90</b>	4.88	125.40	- 25.19
10	2		2009	U10 (4)	GRIMES Myles		VIK	16.99	* 16.62	* 16.34	<b>32.96</b>	4.94	126.94	+ 9.43
11	11		2009	U10 (5)	MARTIN Oliver		VIK	* 16.79	* 16.18	18.20	<b>32.97</b>	4.95	127.19	+ 4.44
12	6		2008	U12 (7)	GIBBS Evan		NOR	* 16.40	* 16.71	28.53	<b>33.11</b>	5.09	130.79	+ 15.23
13	1		2010	U10 (6)	KINGE Jacob		NOR	16.79	* 16.68	* 16.55	<b>33.23</b>	5.21	133.88	+ 32.05
14	4		2007	U12 (8)	LYTHELL Austin		NOR	* 16.83	16.94	* 16.64	<b>33.47</b>	5.45	140.04	+ 6.37
15	18		2008	U12 (9)	BARTLETT Tom		NOR	* 17.55	17.58	* 17.17	<b>34.72</b>	6.70	172.16	+ 2.08
16	19		2007	U12 (10)	FORDE - POGSON Hayden		NOR	18.08	* 17.98	* 17.66	<b>35.64</b>	7.62	195.80	+ 24.03
17	16		2010	U10 (7)	LAST William		NOR	* 17.84	* 17.84	18.67	<b>35.68</b>	7.66	196.83	+ 47.49
18	20		2009	U10 (8)	HARTNELL Freddy		NOR	* 18.25	* 18.10	18.25	<b>36.35</b>	8.33	214.05	+ 8.19
19	23		2011	U08 (1)	CROFT Alfie		NOR	19.50	* 19.26	* 19.27	<b>38.53</b>	10.51	270.06	- 90.18
20	22		2009	U10 (9)	HIBBLE Benji		VIK	* 19.56	* 19.44	19.94	<b>39.00</b>	10.98	282.14	+ 9.10
21	21		2007	U12 (11)	CHILDS Scott		WGC	21.46	* 21.12	* 20.54	<b>41.66</b>	13.64	350.49	+ 87.80
22	25		2008	U12 (12)	SPRINGALL Rufus		VIK	* 22.98	35.92	* 22.03	<b>45.01</b>	16.99	436.57	-
23	24		2011	U08 (2)	WALLER-BECKETT James		NOR	26.96	* 25.62	* 24.18	<b>49.80</b>	21.78	559.66	-

Did Not Start - Run 1 (2)

5		2007	U12		MARLOW Archie		HEM	DNS	DNS	DNS				
15		2007	U12		GODLEY Benedict		WGC	DNS	DNS	DNS				

Did Not Finish - Run 1 (1)

9	24073	2007	U12		WOOD George		VIK	DNF	* 15.06	* 14.37				
---	-------	------	-----	--	-------------	---	-----	-----	---------	---------	--	--	--	--

Did Not Start - Run 2 (2)

5		2007	U12		MARLOW Archie		HEM	DNS	DNS	DNS				
15		2007	U12		GODLEY Benedict		WGC	DNS	DNS	DNS				

Did Not Start - Run 3 (2)

5		2007	U12		MARLOW Archie		HEM	DNS	DNS	DNS				
15		2007	U12		GODLEY Benedict		WGC	DNS	DNS	DNS				



## EASTERN REGION SNOWSPORTS ASSOCIATION 2018

### Team Evolution ERSA Vikings Summer League

#### Special Slalom - Boys & Girls (U12's)

#### ERSA Summer League - Final Ranking

Rank	Bib.	RegNo	Year	Cat	(Rank) Name	====	Club	Run 1	Run 2	Run 3	Time	Gap
------	------	-------	------	-----	-------------	------	------	-------	-------	-------	------	-----

#### === ERSA Under 08 Girls ===

1	53		2012	U08	(1) ANDERSON Esme		VIK	21.37	* 21.31	* 21.33	<b>42.64</b>	
2	52		2011	U08	(2) HIGGS Sasha		ESX	* 21.42	DSQ	* 21.63	<b>43.05</b>	0.41
3	54		2011	U08	(3) GRIMES Roberta		VIK	27.83	* 26.73	* 27.24	<b>53.97</b>	11.33

#### Did Not Start - Run 1 (1)

	46		2011	U08	FLITTON Lily		BRS	DNS	DNS	DNS		
--	----	--	------	-----	--------------	--	-----	-----	-----	-----	--	--

#### Did Not Start - Run 2 (1)

	46		2011	U08	FLITTON Lily		BRS	DNS	DNS	DNS		
--	----	--	------	-----	--------------	--	-----	-----	-----	-----	--	--

#### Disqualified - Run 2 (1)

	52		2011	U08	HIGGS Sasha		ESX	* 21.42	DSQ	* 21.63		
--	----	--	------	-----	-------------	--	-----	---------	-----	---------	--	--

#### Did Not Start - Run 3 (1)

	46		2011	U08	FLITTON Lily		BRS	DNS	DNS	DNS		
--	----	--	------	-----	--------------	--	-----	-----	-----	-----	--	--

#### === ERSA Under 08 Boys ===

1	23		2011	U08	(1) CROFT Alfie		NOR	19.50	* 19.26	* 19.27	<b>38.53</b>	
2	24		2011	U08	(2) WALLER-BECKETT James		NOR	26.96	* 25.62	* 24.18	<b>49.80</b>	11.27

#### === ERSA Under 10 Girls ===

1	32		2009	U10	(1) WELSH Madeleine		VIK	* 15.51	15.66	* 15.60	<b>31.11</b>	
2	41		2009	U10	(2) PIETRZAK Amelia		ESX	* 16.84	* 16.64	17.68	<b>33.48</b>	2.37
3	48		2010	U10	(3) FISKE Jemima		NOR	19.18	* 18.95	* 18.79	<b>37.74</b>	6.63
4	47		2010	U10	(4) TOMS Juliette		ESX	* 19.56	* 19.13	19.93	<b>38.69</b>	7.58
5	55		2010	U10	(5) GLADIN Violet		VIK	* 25.30	26.35	* 25.07	<b>50.37</b>	19.26

#### Did Not Start - Run 1 (1)

	43	23929	2009	U10	MAGNANI Emily		HEM	DNS	DNS	DNS		
--	----	-------	------	-----	---------------	--	-----	-----	-----	-----	--	--

#### Did Not Start - Run 2 (1)

	43	23929	2009	U10	MAGNANI Emily		HEM	DNS	DNS	DNS		
--	----	-------	------	-----	---------------	--	-----	-----	-----	-----	--	--

#### Did Not Start - Run 3 (1)

	43	23929	2009	U10	MAGNANI Emily		HEM	DNS	DNS	DNS		
--	----	-------	------	-----	---------------	--	-----	-----	-----	-----	--	--

## EASTERN REGION SNOWSPORTS ASSOCIATION 2018

## Team Evolution ERSA Vikings Summer League

## Special Slalom - Boys &amp; Girls (U12's)

## ERSA Summer League - Final Ranking

Rank	Bib.	RegNo	Year	Cat	(Rank) Name	====	Club	Run 1	Run 2	Run 3	Time	Gap
------	------	-------	------	-----	-------------	------	------	-------	-------	-------	------	-----

## === ERSA Under 10 Boys ===

1	7		2009	U10	(1) HARTNELL Sonny		NOR	* 15.57	* 15.47	15.92	<b>31.04</b>	
2	8		2009	U10	(2) BLACKWELL Jasper		TAL	* 15.88	* 15.76	15.91	<b>31.64</b>	0.60
3	12		2010	U10	(3) AMOS Brody		ESX	16.64	* 16.21	* 16.25	<b>32.46</b>	1.42
4	2		2009	U10	(4) GRIMES Myles		VIK	16.99	* 16.62	* 16.34	<b>32.96</b>	1.92
5	11		2009	U10	(5) MARTIN Oliver		VIK	* 16.79	* 16.18	18.20	<b>32.97</b>	1.93
6	1		2010	U10	(6) KINGE Jacob		NOR	16.79	* 16.68	* 16.55	<b>33.23</b>	2.19
7	16		2010	U10	(7) LAST William		NOR	* 17.84	* 17.84	18.67	<b>35.68</b>	4.64
8	20		2009	U10	(8) HARTNELL Freddy		NOR	* 18.25	* 18.10	18.25	<b>36.35</b>	5.31
9	22		2009	U10	(9) HIBBLE Benji		VIK	* 19.56	* 19.44	19.94	<b>39.00</b>	7.96

## === ERSA Under 12 Girls ===

1	33	23945	2007	U12	(1) SAUNDERS Katie		HEM	* 14.38	* 14.27	14.49	<b>28.65</b>	
2	34	24038	2007	U12	(2) BUSHELL Grace		NOR	15.55	* 15.43	* 15.40	<b>30.83</b>	2.18
3	35		2007	U12	(3) HIGGS Eira-Mia		ESX	15.74	* 15.25	* 15.72	<b>30.97</b>	2.32
4	37		2007	U12	(4) SARKAR Anna		ESX	16.41	* 15.73	* 15.49	<b>31.22</b>	2.57
5	31		2008	U12	(5) AMOS Lilly-Ella		ESX	16.40	* 16.37	* 16.23	<b>32.60</b>	3.95
6	42		2007	U12	(6) KINGE Lucy		NOR	* 17.15	17.33	* 17.32	<b>34.47</b>	5.82
7	44		2007	U12	(7) LAST Isabelle		NOR	17.83	* 17.42	* 17.18	<b>34.60</b>	5.95
8	40		2007	U12	(8) GIBBS Heidi		NOR	18.61	* 17.70	* 17.89	<b>35.59</b>	6.94
9	45		2007	U12	(9) WINSER Gretchen		VIK	18.06	* 17.84	* 17.86	<b>35.70</b>	7.05
10	39		2007	U12	(10) LINCOLN Imogen		NOR	18.32	* 18.22	* 18.22	<b>36.44</b>	7.79
11	50		2007	U12	(11) MONTGOMERY Isobel		NOR	19.67	* 18.69	* 18.28	<b>36.97</b>	8.32
12	36		2007	U12	(12) KITCHING Martha		VIK	* 18.95	19.54	* 18.62	<b>37.57</b>	8.92
13	58		2007	U12	(13) CASKIE Alice		VIK	DSQ	* 18.31	* 19.38	<b>37.69</b>	9.04
14	57		2008	U12	(14) SPRINGALL Otilie		VIK	20.67	* 20.04	* 19.95	<b>39.99</b>	11.34
15	49		2008	U12	(15) SELF Neve		NOR	21.33	* 20.75	* 20.94	<b>41.69</b>	13.04
16	56		2008	U12	(16) FRIEND Romilly		VIK	* 21.35	22.55	* 21.71	<b>43.06</b>	14.41

## Did Not Start - Run 1 (2)

38			2007	U12	COZENS Zoe		NOR	DNS	DNS	DNS		
51			2008	U12	MURRAY Catheine		SMK	DNS	DNS	DNS		

## Disqualified - Run 1 (1)

58			2007	U12	CASKIE Alice		VIK	DSQ	* 18.31	* 19.38		
----	--	--	------	-----	--------------	---	-----	-----	---------	---------	--	--





## Did Not Start - Run 2 (2)

38			2007	U12	COZENS Zoe		NOR	DNS	DNS	DNS		
51			2008	U12	MURRAY Catheine		SMK	DNS	DNS	DNS		

## Did Not Start - Run 3 (2)

38			2007	U12	COZENS Zoe		NOR	DNS	DNS	DNS		
51			2008	U12	MURRAY Catheine		SMK	DNS	DNS	DNS		

## === ERSA Under 12 Boys ===









1	10	23557	2007	U12	(1) MITCHELL Kieran		NOR	14.35	* 14.22	* 13.80	<b>28.02</b>	
2	13		2007	U12	(2) PIETRZAK Maximilian		ESX	15.05	* 14.55	* 14.55	<b>29.10</b>	1.08
3	9	24073	2007	U12	(3) WOOD George		VIK	DNF	* 15.06	* 14.37	<b>29.43</b>	1.41
4	3		2007	U12	(4) TOMS Harry		ESX	16.07	* 15.57	* 15.33	<b>30.90</b>	2.88

**EASTERN REGION SNOWSPORTS ASSOCIATION 2018**

**Team Evolution ERSA Vikings Summer League**

**Special Slalom - Boys & Girls (U12's)**

**ERSA Summer League - Final Ranking**

Rank	Bib.	RegNo	Year	Cat	(Rank) Name	====	Club	Run 1	Run 2	Run 3	Time	Gap
5	14		2007	U12	(5) FRANCIS Jude		VIK	* 16.28	16.75	* 16.24	<b>32.52</b>	4.50
6	17		2007	U12	(6) WEBB Joshua		ESX	16.82	* 16.47	* 16.43	<b>32.90</b>	4.88
7	6		2008	U12	(7) GIBBS Evan		NOR	* 16.40	* 16.71	28.53	<b>33.11</b>	5.09
8	4		2007	U12	(8) LYTHELL Austin		NOR	* 16.83	16.94	* 16.64	<b>33.47</b>	5.45
9	18		2008	U12	(9) BARTLETT Tom		NOR	* 17.55	17.58	* 17.17	<b>34.72</b>	6.70
10	19		2007	U12	(10) FORDE - POGSON Hayden		NOR	18.08	* 17.98	* 17.66	<b>35.64</b>	7.62
11	21		2007	U12	(11) CHILDS Scott		WGC	21.46	* 21.12	* 20.54	<b>41.66</b>	13.64
12	25		2008	U12	(12) SPRINGALL Rufus		VIK	* 22.98	35.92	* 22.03	<b>45.01</b>	16.99

**Did Not Start - Run 1 (2)**

5			2007	U12	MARLOW Archie		HEM	DNS	DNS	DNS		
15			2007	U12	GODLEY Benedict		WGC	DNS	DNS	DNS		

**Did Not Finish - Run 1 (1)**

9	24073		2007	U12	WOOD George		VIK	DNF	* 15.06	* 14.37		
---	-------	--	------	-----	-------------	---	-----	-----	---------	---------	--	--

**Did Not Start - Run 2 (2)**

5			2007	U12	MARLOW Archie		HEM	DNS	DNS	DNS		
15			2007	U12	GODLEY Benedict		WGC	DNS	DNS	DNS		

**Did Not Start - Run 3 (2)**

5			2007	U12	MARLOW Archie		HEM	DNS	DNS	DNS		
15			2007	U12	GODLEY Benedict		WGC	DNS	DNS	DNS		

# EASTERN REGION SNOWSPORTS ASSOCIATION 2018

## Team Evolution ERSA Vikings Summer League

### Vkings - Special Slalom - Female & Male

### ERSA Summer League - Final Ranking



Rank	Bib.	RegNo	Year	Cat (Rank)	Name	====	Club	Run 1	Run 2	Run 3	Time	Gap	Points	Perf.
<b>==ERSA Girls and Ladies ==</b>														
1	74	20337	2001	U18 (1)	SKIPPER Megan		NOR	* 13.83	14.02	* 13.49	<b>27.32</b>		0.00	+ 21.19
2	82	22515	2003	U16 (1)	SHELLEY Annie		VIK	17.11	* 14.73	* 14.54	<b>29.27</b>	1.95	51.39	+ 3.61
3	79	22943	1999	U21 (1)	BLYTH Charlotte		HEM	14.85	* 14.83	* 14.62	<b>29.45</b>	2.13	56.13	+ 38.21
4	75	24891	2004	U16 (2)	VENABLES Felicity		VIK	15.14	* 14.97	* 14.72	<b>29.69</b>	2.37	62.46	- 5.48
5	80		2003	U16 (3)	FRANCIS Mia		VIK	15.06	* 15.06	* 14.86	<b>29.92</b>	2.60	68.52	+ 6.19
6	88		2001	U18 (2)	HACKETT Layla		VIK	15.45	* 15.02	* 14.99	<b>30.01</b>	2.69	70.89	- 17.84
7	85		1992	SM1 (1)	BOWEN Catriona		NOR	15.59	* 15.08	* 15.01	<b>30.09</b>	2.77	73.00	- 7.56
8	83		1970	MA2 (1)	ANDERSON Beverley		VIK	15.41	* 15.21	* 15.08	<b>30.29</b>	2.97	78.27	+ 34.36
9	91	22930	2006	U14 (1)	BLACKWELL Lucy		TAL	15.77	* 15.24	* 15.37	<b>30.61</b>	3.29	86.71	- 47.02
10	87	24065	2005	U14 (2)	LINCOLN Isabel		NOR	* 15.47	41.74	* 15.41	<b>30.88</b>	3.56	93.82	+ 5.61
11	90		2003	U16 (4)	GROSE Elise		NOR	16.18	* 15.37	* 15.68	<b>31.05</b>	3.73	98.30	- 24.53
12	89	22937	2005	U14 (3)	ALEY Lauren		HEM	16.29	* 15.63	* 15.54	<b>31.17</b>	3.85	101.46	- 5.23
13	72		2002	U18 (3)	SHELLEY Madeline		VIK	* 15.67	15.68	* 15.57	<b>31.24</b>	3.92	103.31	+ 24.49
14	71		2000	U21 (2)	MANNBY Siobhan		VIK	* 15.66	DNF	* 15.76	<b>31.42</b>	4.10	108.05	+ 43.99
15	76		1999	U21 (3)	MCCABE-ABLE Scarlett		VIK	* 15.66	16.01	* 15.84	<b>31.50</b>	4.18	110.16	+ 22.44
16	98	24074	2004	U16 (5)	MERRIGAN Elizabeth		VIK	* 15.70	15.93	* 15.94	<b>31.64</b>	4.32	113.85	- 83.00
17	92	24072	2004	U16 (6)	WOOD Caitlin		VIK	16.33	* 16.13	* 16.15	<b>32.28</b>	4.96	130.72	- 5.40
18	86	20742	1971	MA2 (2)	SAMPSON Melissa		NOR	16.82	* 16.03	* 16.29	<b>32.32</b>	5.00	131.77	+ 43.99
19	94	23350	2002	U18 (4)	GOMEZ CLARKE Anna		NOR	16.94	* 16.47	* 16.37	<b>32.84</b>	5.52	145.48	+ 2.78
20	96		2001	U18 (5)	SMITH Hannah		NOR	* 17.14	DSQ	* 16.77	<b>33.91</b>	6.59	173.67	+ 9.14
21	95		1987	SM1 (2)	WEIR Suzanne		NOR	17.58	* 17.09	* 17.05	<b>34.14</b>	6.82	179.74	+ 19.48
22	97		2003	U16 (7)	WEST Sophie		VIK	17.36	* 17.05	* 17.34	<b>34.39</b>	7.07	186.33	+ 12.14
23	100		2002	U18 (6)	POUNDALL Anya		NOR	18.67	* 17.56	* 17.19	<b>34.75</b>	7.43	195.81	- 51.10
24	101	24893	2006	U14 (4)	VENABLES Phoebe		VIK	* 17.71	18.13	* 17.93	<b>35.64</b>	8.32	219.27	- 50.48
25	103		2003	U16 (8)	CUTHBERT Tia		VIK	19.17	* 18.93	* 18.40	<b>37.33</b>	10.01	263.81	- 17.38
26	102		2005	U14 (5)	SAUNDERS Mackenzi		VIK	* 18.75	40.05	* 19.06	<b>37.81</b>	10.49	276.46	+ 1.02
27	99		2001	U18 (7)	TURNER Madeline		HEM	* 19.44	19.66	* 19.41	<b>38.85</b>	11.53	303.87	+ 60.22
28	104		2005	U14 (6)	BELL Matilda		HEM	20.98	* 19.80	* 20.67	<b>40.47</b>	13.15	346.56	- 81.61
29	78	22179	2003	U16 (9)	HOLMES Abby		NOR	* 14.01	29.09	* 27.97	<b>41.98</b>	14.66	386.35	+ 371.17
30	105		1969	MA2 (3)	KERRIDGE Rachel		VIK	26.25	* 23.88	* 22.17	<b>46.05</b>	18.73	493.62	-

#### Did Not Start - Run 1 (4)

73	24069	2005	U14	SCOTT-AMOS Beth		NOR	DNF	DNF	DNF					
77	21897	2002	U18	MARTIN Lily		ESX	DNF	DNF	DNF					
84	23492	2004	U16	HERRIES Olivia		HEM	DNF	DNF	DNF					
93		2006	U14	FLITTON Zoe		BRS	DNF	DNF	DNF					

#### Did Not Start - Run 2 (4)

73	24069	2005	U14	SCOTT-AMOS Beth		NOR	DNF	DNF	DNF					
77	21897	2002	U18	MARTIN Lily		ESX	DNF	DNF	DNF					
84	23492	2004	U16	HERRIES Olivia		HEM	DNF	DNF	DNF					

## EASTERN REGION SNOWSPORTS ASSOCIATION 2018

## Team Evolution ERSA Vikings Summer League

## Vikings - Special Slalom - Female &amp; Male

## ERSA Summer League - Final Ranking

Rank	Bib.	RegNo	Year	Cat (Rank)	Name	====	Club	Run 1	Run 2	Run 3	Time	Gap	Points	Perf.
	93		2006	U14	FLITTON Zoe		BRS	DNS	DNS	DNS				

## Did Not Finish - Run 2 (1)

	71		2000	U21	MANNBY Siobhan		VIK	* 15.66	DNF	* 15.76				
--	----	--	------	-----	----------------	---	-----	---------	-----	---------	--	--	--	--

## Disqualified - Run 2 (1)

	96		2001	U18	SMITH Hannah		NOR	* 17.14	DSQ	* 16.77				
--	----	--	------	-----	--------------	---	-----	---------	-----	---------	--	--	--	--

## Did Not Start - Run 3 (4)

	73	24069	2005	U14	SCOTT-AMOS Beth		NOR	DNS	DNS	DNS				
	77	21897	2002	U18	MARTIN Lily		ESX	DNS	DNS	DNS				
	84	23492	2004	U16	HERRIES Olivia		HEM	DNS	DNS	DNS				
	93		2006	U14	FLITTON Zoe		BRS	DNS	DNS	DNS				

## Disqualified - Run 3 (1)

	81	24207	2004	U16	GLADIN Amber		VIK	* 15.21	15.29	DSQ				
--	----	-------	------	-----	--------------	---	-----	---------	-------	-----	--	--	--	--

## ==ERSA Boys and Men ==


1	66	12797	1991	SM1 (1)	CURTIS Daniel		ESX	* 12.36	12.59	* 12.45	24.81		0.00	+ 8.10
2	2	22166	1999	U21 (1)	HOLMES Thomas		NOR	12.64	* 12.37	* 12.50	24.87	0.06	1.74	+ 8.65
3	8	23185	2000	U21 (2)	STEWART Oliver		NOR	* 12.87	12.93	* 12.81	25.68	0.87	25.25	- 1.67
4	9	21723	2000	U21 (3)	HOWE Charlie		NOR	13.06	* 12.86	* 12.83	25.69	0.88	25.54	+ 22.05
5	5		2002	U18 (1)	GOMEZ CLARKE Jamie		NOR	13.72	* 13.70	* 13.38	27.08	2.27	65.88	+ 22.06
6	3		2001	U18 (2)	REYNOLDS Joshua		NOR	* 13.46	15.13	* 13.75	27.21	2.40	69.65	+ 19.62
7	1	24443	2004	U16 (1)	MARSH Joel		NOR	* 13.80	13.85	* 13.49	27.29	2.48	71.97	+ 0.24
8	11		2003	U16 (2)	ALGER James		NOR	14.00	* 13.62	* 13.99	27.61	2.80	81.26	- 1.91
9	15		1996	SM1 (2)	REEDER James		VIK	14.71	* 14.07	* 13.71	27.78	2.97	86.19	+ 17.90
10	19	24596	1974	MA2 (1)	GARDNER Garedd		ESX	* 14.11	14.17	* 13.88	27.99	3.18	92.29	- 32.29
11	21	24896	2002	U18 (3)	ROSE Tobias		NOR	14.49	* 14.38	* 14.19	28.57	3.76	109.12	- 17.11
12	65		1998	U21 (4)	LEVENE Harry		VIK	14.46	* 14.41	* 14.39	28.80	3.99	115.79	+ 20.34
13	26	22059	2006	U14 (1)	DADE Jake		NOR	14.61	* 14.53	* 14.30	28.83	4.02	116.66	- 33.09
14	10	10596	1963	MA3 (1)	BUNTON Paul		HEM	14.95	* 14.72	* 14.50	29.22	4.41	127.98	+ 49.43
15	27	24227	2006	U14 (2)	HADINGHAM Alex		NOR	* 14.88	14.91	* 14.44	29.32	4.51	130.88	- 20.87
16	4		2003	U16 (3)	TURNER Alfie		HEM	DNF	* 14.65	* 14.69	29.34	4.53	131.46	+ 31.67
17	18	18665	1967	MA3 (2)	SYDER Mark		NOR	DSQ	* 14.85	* 14.53	29.38	4.57	132.62	+ 9.53
18	16		1966	MA3 (3)	HOLMES Peter		NOR	* 14.80	14.82	* 14.60	29.40	4.59	133.20	+ 16.49
19	6	23349	2003	U16 (4)	BUSHELL George		NOR	* 15.22	DNF	* 14.20	29.42	4.61	133.78	+ 81.42
20	13		1964	MA3 (4)	THOMSON Stewart		VIK	15.62	* 14.75	* 14.85	29.60	4.79	139.01	+ 34.86
21	31		2001	U18 (4)	MCCABE-ABLE Maximus		VIK	15.39	* 15.24	* 14.52	29.76	4.95	143.65	- 23.34
22	24		2005	U14 (3)	MONTGOMERY Freddie		NOR	* 15.21	15.51	* 14.57	29.78	4.97	144.23	+ 13.36
22	20	23354	2005	U14 (3)	CHAUHAN Rohan		NOR	* 15.02	15.07	* 14.76	29.78	4.97	144.23	+ 18.66
24	32		2004	U16 (5)	FISHER Edward		ESX	15.68	* 15.46	* 14.34	29.80	4.99	144.81	- 29.80
25	22	23818	2005	U14 (5)	TEMPLE Frederick		NOR	* 15.08	15.21	* 14.90	29.98	5.17	150.04	+ 20.95
26	17		1998	U21 (5)	SYDER James		NOR	* 15.21	15.33	* 14.83	30.04	5.23	151.78	+ 32.62
27	23		2000	U21 (6)	BYE Matthew		VIK	* 15.44	15.46	* 14.99	30.43	5.62	163.10	+ 33.36
28	25	10372	1959	MA3 (5)	ANDERSON Christopher		VIK	16.23	* 15.72	* 15.30	31.02	6.21	180.22	+ 33.48
29	34		2004	U16 (6)	DAVIES Ben		NOR	* 15.62	15.68	* 15.84	31.46	6.65	192.99	+ 0.50
30	35		2004	U16 (7)	MUNDY Jack		ESX	17.64	* 15.97	* 15.53	31.50	6.69	194.15	- 1.00
31	45		1971	MA2 (2)	KINGE Blane		NOR	* 15.64	DSQ	* 15.93	31.57	6.76	196.18	- 14.81
31	38	19696	1996	SM1 (3)	CUTHBERT Daryl		VIK	16.15	* 16.06	* 15.51	31.57	6.76	196.18	- 4.29
33	43		2002	U18 (5)	FISKE Samuel		NOR	* 16.09	16.45	* 15.64	31.73	6.92	200.82	- 7.24
34	49		2006	U14 (6)	PENNECK Alexander		ESX	15.93	* 15.91	* 15.87	31.78	6.97	202.27	- 51.84
35	39		2005	U14 (7)	HILYER-ZIEGLER Herbie		NOR	16.29	* 15.96	* 16.02	31.98	7.17	208.08	+ 3.01

## EASTERN REGION SNOWSPORTS ASSOCIATION 2018

## Team Evolution ERSA Vikings Summer League

## Vikings - Special Slalom - Female &amp; Male

## ERSA Summer League - Final Ranking

Rank	Bib.	RegNo	Year	Cat (Rank)	Name	====	Club	Run 1	Run 2	Run 3	Time	Gap	Points	Perf.
36	30		2004	U16 (8)	ALI Dylan		VIK	* 16.17	16.73	* 15.82	<b>31.99</b>	7.18	208.37	+ 45.96
37	29		1977	MA2 (3)	AMOS Martyn		ESX	16.40	* 16.12	* 15.93	<b>32.05</b>	7.24	210.11	+ 48.18
38	40	23247	2005	U14 (8)	WARNE Ben		HEM	DSQ	* 16.70	* 15.82	<b>32.52</b>	7.71	223.75	+ 17.01
39	37		2004	U16 (9)	CANNING Thomas		NOR	* 16.89	17.04	* 15.66	<b>32.55</b>	7.74	224.62	+ 25.17
40	42		1970	MA2 (4)	FISHER James		ESX	* 16.37	16.52	* 16.25	<b>32.62</b>	7.81	226.65	+ 18.73
41	28		1973	MA2 (5)	GRIMES Daniel		VIK	17.70	* 16.56	* 16.09	<b>32.65</b>	7.84	227.52	+ 68.89
42	51	24133	2006	U14 (9)	PHILLIPS Daniel		HEM	16.67	* 16.35	* 16.50	<b>32.85</b>	8.04	233.33	- 40.98
43	48		2005	U14 (10)	THOMSON Kai		VIK	* 16.96	17.00	* 15.95	<b>32.91</b>	8.10	235.07	- 9.86
44	44		1966	MA3 (6)	GARRETT Mike		NOR	* 16.77	17.36	* 16.88	<b>33.65</b>	8.84	256.54	+ 47.22
45	54		1968	MA2 (6)	BARTLETT James		NOR	18.10	* 17.36	* 17.16	<b>34.52</b>	9.71	281.79	- 16.38
46	50		2004	U16 (10)	FULCHER Lewis		VIK	37.64	* 16.99	* 17.80	<b>34.79</b>	9.98	289.63	+ 28.92
47	53		2005	U14 (11)	PAGE-BROWNE Adam		WGC	18.10	* 17.68	* 17.51	<b>35.19</b>	10.38	301.23	+ 3.98
48	52		2001	U18 (6)	PYALL James		VIK	18.28	* 17.84	* 17.81	<b>35.65</b>	10.84	314.58	+ 32.93
49	59		2002	U18 (7)	MERAJ Luan		NOR	18.42	* 17.87	* 17.79	<b>35.66</b>	10.85	314.87	- 55.85
50	56	21942	1972	MA2 (7)	LINCOLN Piers		NOR	* 18.03	18.05	* 17.73	<b>35.76</b>	10.95	317.78	- 14.68
51	60		1975	MA2 (8)	FISKE Richard		NOR	19.20	* 18.47	* 18.40	<b>36.87</b>	12.06	349.99	- 99.58
52	61		1957	MA4 (1)	PENNECK Jeffrey		ESX	20.40	* 18.69	* 18.38	<b>37.07</b>	12.26	355.79	- 144.80
53	57		1951	MA4 (2)	COOPER Douglas		NOR	20.03	* 19.69	* 19.44	<b>39.13</b>	14.32	415.57	+ 69.80
54	58		1946	MA4 (3)	COOPER Ron		NOR	20.33	* 20.30	* 19.45	<b>39.75</b>	14.94	433.57	+ 87.78
55	14	21604	2005	U14 (12)	OGDEN Alex		NOR	13.78	* 13.59	* 26.36	<b>39.95</b>	15.14	439.37	+ 377.99
56	62		2001	U18 (8)	MARTIN Nathan		VIK	* 20.28	20.63	* 19.88	<b>40.16</b>	15.35	445.47	- 257.63
57	36		2005	U14 (13)	SHELLEY Jack		VIK	DNF	* 17.06	* 24.16	<b>41.22</b>	16.41	476.23	+ 279.24
58	64		2006	U14 (14)	WAKES Liam		VIK	* 22.47	23.33	* 23.60	<b>46.07</b>	21.26	616.98	-

## Did Not Start - Run 1 (8)

7	20264	2003	U16	REIDY Thomas		HEM	DNF	DNF	DNF
12	20293	1996	SM1	CLAYTON Adam		NOR	DNF	DNF	DNF
33		1967	MA3	TROUNG Foo		VIK	DNF	DNF	DNF
41		1967	MA3	DURANT Jim		VIK	DNF	DNF	DNF
46		1973	MA2	WOOD Andy		VIK	DNF	DNF	DNF
47		2006	U14	COZENS Samuel		NOR	DNF	DNF	DNF
55		1970	MA2	BAUMBACH Michael		VIK	DNF	DNF	DNF
63		2006	U14	REVELL Roman		VIK	DNF	DNF	DNF

## Did Not Finish - Run 1 (2)

4		2003	U16	TURNER Alfie		HEM	DNF	* 14.65	* 14.69
36		2005	U14	SHELLEY Jack		VIK	DNF	* 17.06	* 24.16

## Disqualified - Run 1 (2)

18	18665	1967	MA3	SYDER Mark		NOR	DSQ	* 14.85	* 14.53
40	23247	2005	U14	WARNE Ben		HEM	DSQ	* 16.70	* 15.82

## Did Not Start - Run 2 (8)

7	20264	2003	U16	REIDY Thomas		HEM	DNF	DNF	DNF
12	20293	1996	SM1	CLAYTON Adam		NOR	DNF	DNF	DNF
33		1967	MA3	TROUNG Foo		VIK	DNF	DNF	DNF
41		1967	MA3	DURANT Jim		VIK	DNF	DNF	DNF
46		1973	MA2	WOOD Andy		VIK	DNF	DNF	DNF
47		2006	U14	COZENS Samuel		NOR	DNF	DNF	DNF
55		1970	MA2	BAUMBACH Michael		VIK	DNF	DNF	DNF
63		2006	U14	REVELL Roman		VIK	DNF	DNF	DNF

## Did Not Finish - Run 2 (1)

6	23349	2003	U16	BUSHELL George		NOR	* 15.22	DNF	* 14.20
---	-------	------	-----	----------------	---	-----	---------	-----	---------



## EASTERN REGION SNOWSPORTS ASSOCIATION 2018

## Team Evolution ERSA Vikings Summer League

## Vikings - Special Slalom - Female &amp; Male

## ERSA Summer League - Final Ranking

Rank	Bib.	RegNo	Year	Cat (Rank)	Name	====	Club	Run 1	Run 2	Run 3	Time	Gap	Points	Perf.
------	------	-------	------	------------	------	------	------	-------	-------	-------	------	-----	--------	-------

## Disqualified - Run 2 (1)

45		1971		MA2	KINGE Blane		NOR	* 15.64	DSQ	* 15.93				
----	--	------	--	-----	-------------	---	-----	---------	-----	---------	--	--	--	--

## Did Not Start - Run 3 (8)

7	20264	2003		U16	REIDY Thomas		HEM	DNS	DNS	DNS				
12	20293	1996		SM1	CLAYTON Adam		NOR	DNS	DNS	DNS				
33		1967		MA3	TROUNG Foo		VIK	DNS	DNS	DNS				
41		1967		MA3	DURANT Jim		VIK	DNS	DNS	DNS				
46		1973		MA2	WOOD Andy		VIK	DNS	DNS	DNS				
47		2006		U14	COZENS Samuel		NOR	DNS	DNS	DNS				
55		1970		MA2	BAUMBACH Michael		VIK	DNS	DNS	DNS				
63		2006		U14	REVELL Roman		VIK	DNS	DNS	DNS				

# EASTERN REGION SNOWSPORTS ASSOCIATION 2018

## Team Evolution ERSA Vikings Summer League

### Vkings - Special Slalom - Female & Male

### ERSA Summer League - Final Ranking





Rank	Bib.	RegNo	Year	Cat	(Rank) Name	====	Club	Run 1	Run 2	Run 3	Time	Gap
------	------	-------	------	-----	-------------	------	------	-------	-------	-------	------	-----



#### === ERSA Under 14 Girls ===

1	91	22930	2006	U14	(1) BLACKWELL Lucy		TAL	15.77	* 15.24	* 15.37	<b>30.61</b>	
2	87	24065	2005	U14	(2) LINCOLN Isabel		NOR	* 15.47	41.74	* 15.41	<b>30.88</b>	0.27
3	89	22937	2005	U14	(3) ALEY Lauren		HEM	16.29	* 15.63	* 15.54	<b>31.17</b>	0.56
4	101	24893	2006	U14	(4) VENABLES Phoebe		VIK	* 17.71	18.13	* 17.93	<b>35.64</b>	5.03
5	102		2005	U14	(5) SAUNDERS Mackenzi		VIK	* 18.75	40.05	* 19.06	<b>37.81</b>	7.20
6	104		2005	U14	(6) BELL Matilda		HEM	20.98	* 19.80	* 20.67	<b>40.47</b>	9.86



#### Did Not Start - Run 1 (2)

	73	24069	2005	U14	SCOTT-AMOS Beth		NOR	DNS	DNS	DNS		
	93		2006	U14	FLITTON Zoe		BRS	DNS	DNS	DNS		

#### Did Not Start - Run 2 (2)

	73	24069	2005	U14	SCOTT-AMOS Beth		NOR	DNS	DNS	DNS		
	93		2006	U14	FLITTON Zoe		BRS	DNS	DNS	DNS		

#### Did Not Start - Run 3 (2)

	73	24069	2005	U14	SCOTT-AMOS Beth		NOR	DNS	DNS	DNS		
	93		2006	U14	FLITTON Zoe		BRS	DNS	DNS	DNS		

#### === ERSA Under 14 Boys ===

1	26	22059	2006	U14	(1) DADE Jake		NOR	14.61	* 14.53	* 14.30	<b>28.83</b>	
2	27	24227	2006	U14	(2) HADINGHAM Alex		NOR	* 14.88	14.91	* 14.44	<b>29.32</b>	0.49
3	24		2005	U14	(3) MONTGOMERY Freddie		NOR	* 15.21	15.51	* 14.57	<b>29.78</b>	0.95
3	20	23354	2005	U14	(3) CHAUHAN Rohan		NOR	* 15.02	15.07	* 14.76	<b>29.78</b>	0.95
5	22	23818	2005	U14	(5) TEMPLE Frederick		NOR	* 15.08	15.21	* 14.90	<b>29.98</b>	1.15
6	49		2006	U14	(6) PENNECK Alexander		ESX	15.93	* 15.91	* 15.87	<b>31.78</b>	2.95
7	39		2005	U14	(7) HILYER-ZIEGLER Herbie		NOR	16.29	* 15.96	* 16.02	<b>31.98</b>	3.15
8	40	23247	2005	U14	(8) WARNE Ben		HEM	DSQ	* 16.70	* 15.82	<b>32.52</b>	3.69
9	51	24133	2006	U14	(9) PHILLIPS Daniel		HEM	16.67	* 16.35	* 16.50	<b>32.85</b>	4.02
10	48		2005	U14	(10) THOMSON Kai		VIK	* 16.96	17.00	* 15.95	<b>32.91</b>	4.08
11	53		2005	U14	(11) PAGE-BROWNE Adam		WGC	18.10	* 17.68	* 17.51	<b>35.19</b>	6.36
12	14	21604	2005	U14	(12) OGDEN Alex		NOR	13.78	* 13.59	* 26.36	<b>39.95</b>	11.12
13	36		2005	U14	(13) SHELLEY Jack		VIK	DNF	* 17.06	* 24.16	<b>41.22</b>	12.39
14	64		2006	U14	(14) WAKES Liam		VIK	* 22.47	23.33	* 23.60	<b>46.07</b>	17.24

#### Did Not Start - Run 1 (2)


	47		2006	U14	COZENS Samual		NOR	DNS	DNS	DNS		
--	----	--	------	-----	---------------	---	-----	-----	-----	-----	--	--

**EASTERN REGION SNOWSPORTS ASSOCIATION 2018**

**Team Evolution ERSA Vikings Summer League**

**Vkings - Special Slalom - Female & Male**

**ERSA Summer League - Final Ranking**

Rank	Bib.	RegNo	Year	Cat	(Rank) Name	====	Club	Run 1	Run 2	Run 3	Time	Gap
	63		2006	U14	REVELL Roman		VIK	DNS	DNS	DNS		

**Did Not Finish - Run 1 (1)**

	36		2005	U14	SHELLEY Jack		VIK	DNF	* 17.06	* 24.16		
--	----	--	------	-----	--------------	---	-----	-----	---------	---------	--	--

**Disqualified - Run 1 (1)**

	40	23247	2005	U14	WARNE Ben		HEM	DSQ	* 16.70	* 15.82		
--	----	-------	------	-----	-----------	---	-----	-----	---------	---------	--	--










**Did Not Start - Run 2 (2)**

	47		2006	U14	COZENS Samual		NOR	DNS	DNS	DNS		
	63		2006	U14	REVELL Roman		VIK	DNS	DNS	DNS		

**Did Not Start - Run 3 (2)**

	47		2006	U14	COZENS Samual		NOR	DNS	DNS	DNS		
	63		2006	U14	REVELL Roman		VIK	DNS	DNS	DNS		

**=== ERSA Under 16 Girls ===**

1	82	22515	2003	U16	(1) SHELLEY Annie		VIK	17.11	* 14.73	* 14.54	<b>29.27</b>	
2	75	24891	2004	U16	(2) VENABLES Felicity		VIK	15.14	* 14.97	* 14.72	<b>29.69</b>	0.42
3	80		2003	U16	(3) FRANCIS Mia		VIK	15.06	* 15.06	* 14.86	<b>29.92</b>	0.65
4	90		2003	U16	(4) GROSE Elise		NOR	16.18	* 15.37	* 15.68	<b>31.05</b>	1.78
5	98	24074	2004	U16	(5) MERRIGAN Elizabeth		VIK	* 15.70	15.93	* 15.94	<b>31.64</b>	2.37
6	92	24072	2004	U16	(6) WOOD Caitlin		VIK	16.33	* 16.13	* 16.15	<b>32.28</b>	3.01
7	97		2003	U16	(7) WEST Sophie		VIK	17.36	* 17.05	* 17.34	<b>34.39</b>	5.12
8	103		2003	U16	(8) CUTHBERT Tia		VIK	19.17	* 18.93	* 18.40	<b>37.33</b>	8.06
9	78	22179	2003	U16	(9) HOLMES Abby		NOR	* 14.01	29.09	* 27.97	<b>41.98</b>	12.71

**Did Not Start - Run 1 (1)**

	84	23492	2004	U16	HERRIES Olivia		HEM	DNS	DNS	DNS		
--	----	-------	------	-----	----------------	---	-----	-----	-----	-----	--	--

**Did Not Start - Run 2 (1)**

	84	23492	2004	U16	HERRIES Olivia		HEM	DNS	DNS	DNS		
--	----	-------	------	-----	----------------	---	-----	-----	-----	-----	--	--

**Did Not Start - Run 3 (1)**

	84	23492	2004	U16	HERRIES Olivia		HEM	DNS	DNS	DNS		
--	----	-------	------	-----	----------------	---	-----	-----	-----	-----	--	--

**Disqualified - Run 3 (1)**

	81	24207	2004	U16	GLADIN Amber		VIK	* 15.21	15.29	DSQ		
--	----	-------	------	-----	--------------	---	-----	---------	-------	-----	--	--

**=== ERSA Under 16 Boys ===**

1	1	24443	2004	U16	(1) MARSH Joel		NOR	* 13.80	13.85	* 13.49	<b>27.29</b>	
2	11		2003	U16	(2) ALGER James		NOR	14.00	* 13.62	* 13.99	<b>27.61</b>	0.32
3	4		2003	U16	(3) TURNER Alfie		HEM	DNF	* 14.65	* 14.69	<b>29.34</b>	2.05
4	6	23349	2003	U16	(4) BUSHELL George		NOR	* 15.22	DNF	* 14.20	<b>29.42</b>	2.13
5	32		2004	U16	(5) FISHER Edward		ESX	15.68	* 15.46	* 14.34	<b>29.80</b>	2.51
6	34		2004	U16	(6) DAVIES Ben		NOR	* 15.62	15.68	* 15.84	<b>31.46</b>	4.17
7	35		2004	U16	(7) MUNDY Jack		ESX	17.64	* 15.97	* 15.53	<b>31.50</b>	4.21
8	30		2004	U16	(8) ALI Dylan		VIK	* 16.17	16.73	* 15.82	<b>31.99</b>	4.70

**EASTERN REGION SNOWSPORTS ASSOCIATION 2018**
**Team Evolution ERSA Vikings Summer League**
**Vkings - Special Slalom - Female & Male**
**ERSA Summer League - Final Ranking**

Rank	Bib.	RegNo	Year	Cat	(Rank) Name	====	Club	Run 1	Run 2	Run 3	Time	Gap
9	37		2004	U16	(9) CANNING Thomas		NOR	* 16.89	17.04	* 15.66	<b>32.55</b>	5.26
10	50		2004	U16	(10) FULCHER Lewis		VIK	37.64	* 16.99	* 17.80	<b>34.79</b>	7.50

**Did Not Start - Run 1 (1)**

7	20264	2003	U16	REIDY Thomas		HEM	DNS	DNS	DNS			
---	-------	------	-----	--------------	---	-----	-----	-----	-----	--	--	--

**Did Not Finish - Run 1 (1)**

4		2003	U16	TURNER Alfie		HEM	DNF	* 14.65	* 14.69			
---	--	------	-----	--------------	---	-----	-----	---------	---------	--	--	--

**Did Not Start - Run 2 (1)**

7	20264	2003	U16	REIDY Thomas		HEM	DNS	DNS	DNS			
---	-------	------	-----	--------------	---	-----	-----	-----	-----	--	--	--

**Did Not Finish - Run 2 (1)**

6	23349	2003	U16	BUSHELL George		NOR	* 15.22	DNF	* 14.20			
---	-------	------	-----	----------------	---	-----	---------	-----	---------	--	--	--

**Did Not Start - Run 3 (1)**

7	20264	2003	U16	REIDY Thomas		HEM	DNS	DNS	DNS			
---	-------	------	-----	--------------	---	-----	-----	-----	-----	--	--	--


**=== ERSA Under 18 Ladies ===**

1	74	20337	2001	U18	(1) SKIPPER Megan		NOR	* 13.83	14.02	* 13.49	<b>27.32</b>	
2	88		2001	U18	(2) HACKETT Layla		VIK	15.45	* 15.02	* 14.99	<b>30.01</b>	2.69
3	72		2002	U18	(3) SHELLEY Madeline		VIK	* 15.67	15.68	* 15.57	<b>31.24</b>	3.92
4	94	23350	2002	U18	(4) GOMEZ CLARKE Anna		NOR	16.94	* 16.47	* 16.37	<b>32.84</b>	5.52
5	96		2001	U18	(5) SMITH Hannah		NOR	* 17.14	DSQ	* 16.77	<b>33.91</b>	6.59
6	100		2002	U18	(6) POUNDALL Anya		NOR	18.67	* 17.56	* 17.19	<b>34.75</b>	7.43
7	99		2001	U18	(7) TURNER Madeline		HEM	* 19.44	19.66	* 19.41	<b>38.85</b>	11.53

**Did Not Start - Run 1 (1)**

77	21897	2002	U18	MARTIN Lily		ESX	DNS	DNS	DNS			
----	-------	------	-----	-------------	---	-----	-----	-----	-----	--	--	--

**Did Not Start - Run 2 (1)**

77	21897	2002	U18	MARTIN Lily		ESX	DNS	DNS	DNS			
----	-------	------	-----	-------------	---	-----	-----	-----	-----	--	--	--

**Disqualified - Run 2 (1)**

96		2001	U18	SMITH Hannah		NOR	* 17.14	DSQ	* 16.77			
----	--	------	-----	--------------	---	-----	---------	-----	---------	--	--	--

**Did Not Start - Run 3 (1)**

77	21897	2002	U18	MARTIN Lily		ESX	DNS	DNS	DNS			
----	-------	------	-----	-------------	---	-----	-----	-----	-----	--	--	--

**=== ERSA Under 18 Men ===**

1	5		2002	U18	(1) GOMEZ CLARKE Jamie		NOR	13.72	* 13.70	* 13.38	<b>27.08</b>	
2	3		2001	U18	(2) REYNOLDS Joshua		NOR	* 13.46	15.13	* 13.75	<b>27.21</b>	0.13
3	21	24896	2002	U18	(3) ROSE Tobias		NOR	14.49	* 14.38	* 14.19	<b>28.57</b>	1.49
4	31		2001	U18	(4) MCCABE-ABLE Maximus		VIK	15.39	* 15.24	* 14.52	<b>29.76</b>	2.68
5	43		2002	U18	(5) FISKE Samuel		NOR	* 16.09	16.45	* 15.64	<b>31.73</b>	4.65
6	52		2001	U18	(6) PYALL James		VIK	18.28	* 17.84	* 17.81	<b>35.65</b>	8.57
7	59		2002	U18	(7) MERAJ Luan		NOR	18.42	* 17.87	* 17.79	<b>35.66</b>	8.58
8	62		2001	U18	(8) MARTIN Nathan		VIK	* 20.28	20.63	* 19.88	<b>40.16</b>	13.08

EASTERN REGION SNOWSPORTS ASSOCIATION 2018




Team Evolution ERSA Vikings Summer League

Vkings - Special Slalom - Female & Male

ERSA Summer League - Final Ranking

Rank	Bib.	RegNo	Year	Cat	(Rank) Name	====	Club	Run 1	Run 2	Run 3	Time	Gap
------	------	-------	------	-----	-------------	------	------	-------	-------	-------	------	-----







=== ERSA Under 21 Ladies ===

1	79	22943	1999	U21	(1) BLYTH Charlotte		HEM	14.85	* 14.83	* 14.62	<b>29.45</b>	
2	71		2000	U21	(2) MANNBY Siobhan		VIK	* 15.66	DNF	* 15.76	<b>31.42</b>	1.97
3	76		1999	U21	(3) MCCABE-ABLE Scarlett		VIK	* 15.66	16.01	* 15.84	<b>31.50</b>	2.05

Did Not Finish - Run 2 (1)

	71		2000	U21	MANNBY Siobhan		VIK	* 15.66	DNF	* 15.76		
--	----	--	------	-----	----------------	---	-----	---------	-----	---------	--	--

=== ERSA Under 21 Men ===

1	2	22166	1999	U21	(1) HOLMES Thomas		NOR	12.64	* 12.37	* 12.50	<b>24.87</b>	
2	8	23185	2000	U21	(2) STEWARD Oliver		NOR	* 12.87	12.93	* 12.81	<b>25.68</b>	0.81
3	9	21723	2000	U21	(3) HOWE Charlie		NOR	13.06	* 12.86	* 12.83	<b>25.69</b>	0.82
4	65		1998	U21	(4) LEVENE Harry		VIK	14.46	* 14.41	* 14.39	<b>28.80</b>	3.93
5	17		1998	U21	(5) SYDER James		NOR	* 15.21	15.33	* 14.83	<b>30.04</b>	5.17
6	23		2000	U21	(6) BYE Matthew		VIK	* 15.44	15.46	* 14.99	<b>30.43</b>	5.56

=== ERSA Senior/Masters 1 Ladies ===

1	85		1992	SM1	(1) BOWEN Catriona		NOR	15.59	* 15.08	* 15.01	<b>30.09</b>	
2	95		1987	SM1	(2) WEIR Suzanne		NOR	17.58	* 17.09	* 17.05	<b>34.14</b>	4.05

=== ERSA Senior/Masters 1 Men ===

1	66	12797	1991	SM1	(1) CURTIS Daniel		ESX	* 12.36	12.59	* 12.45	<b>24.81</b>	
2	15		1996	SM1	(2) REEDER James		VIK	14.71	* 14.07	* 13.71	<b>27.78</b>	2.97
3	38	19696	1996	SM1	(3) CUTHBERT Daryl		VIK	16.15	* 16.06	* 15.51	<b>31.57</b>	6.76

Did Not Start - Run 1 (1)

	12	20293	1996	SM1	CLAYTON Adam		NOR	DNS	DNS	DNS		
--	----	-------	------	-----	--------------	---	-----	-----	-----	-----	--	--

Did Not Start - Run 2 (1)

	12	20293	1996	SM1	CLAYTON Adam		NOR	DNS	DNS	DNS		
--	----	-------	------	-----	--------------	---	-----	-----	-----	-----	--	--

Did Not Start - Run 3 (1)

	12	20293	1996	SM1	CLAYTON Adam		NOR	DNS	DNS	DNS		
--	----	-------	------	-----	--------------	---	-----	-----	-----	-----	--	--

=== ERSA Masters 2 Ladies ===

1	83		1970	MA2	(1) ANDERSON Beverley		VIK	15.41	* 15.21	* 15.08	<b>30.29</b>	
2	86	20742	1971	MA2	(2) SAMPSON Melissa		NOR	16.82	* 16.03	* 16.29	<b>32.32</b>	2.03
3	105		1969	MA2	(3) KERRIDGE Rachel		VIK	26.25	* 23.88	* 22.17	<b>46.05</b>	15.76

=== ERSA Masters 2 Men ===







1	19	24596	1974	MA2	(1) GARDNER Garedd		ESX	* 14.11	14.17	* 13.88	<b>27.99</b>	
2	45		1971	MA2	(2) KINGE Blane		NOR	* 15.64	DSQ	* 15.93	<b>31.57</b>	3.58

## EASTERN REGION SNOWSPORTS ASSOCIATION 2018

## Team Evolution ERSA Vikings Summer League

## Vikings - Special Slalom - Female &amp; Male

## ERSA Summer League - Final Ranking

Rank	Bib.	RegNo	Year	Cat	(Rank) Name	====	Club	Run 1	Run 2	Run 3	Time	Gap
3	29		1977	MA2	(3) AMOS Martyn		ESX	16.40	* 16.12	* 15.93	<b>32.05</b>	4.06
4	42		1970	MA2	(4) FISHER James		ESX	* 16.37	16.52	* 16.25	<b>32.62</b>	4.63
5	28		1973	MA2	(5) GRIMES Daniel		VIK	17.70	* 16.56	* 16.09	<b>32.65</b>	4.66
6	54		1968	MA2	(6) BARTLETT James		NOR	18.10	* 17.36	* 17.16	<b>34.52</b>	6.53
7	56	21942	1972	MA2	(7) LINCOLN Piers		NOR	* 18.03	18.05	* 17.73	<b>35.76</b>	7.77
8	60		1975	MA2	(8) FISKE Richard		NOR	19.20	* 18.47	* 18.40	<b>36.87</b>	8.88

## Did Not Start - Run 1 (2)

46		1973	MA2	WOOD Andy		VIK	DNS	DNS	DNS
55		1970	MA2	BAUMBACH Michael		VIK	DNS	DNS	DNS

## Did Not Start - Run 2 (2)

46		1973	MA2	WOOD Andy		VIK	DNS	DNS	DNS
55		1970	MA2	BAUMBACH Michael		VIK	DNS	DNS	DNS

## Disqualified - Run 2 (1)

45		1971	MA2	KINGE Blane		NOR	* 15.64	DSQ	* 15.93
----	--	------	-----	-------------	---	-----	---------	-----	---------

## Did Not Start - Run 3 (2)

46		1973	MA2	WOOD Andy		VIK	DNS	DNS	DNS
55		1970	MA2	BAUMBACH Michael		VIK	DNS	DNS	DNS

## ==== ERSA Masters 3 Men ====

1	10	10596	1963	MA3	(1) BUNTON Paul		HEM	14.95	* 14.72	* 14.50	<b>29.22</b>	
2	18	18665	1967	MA3	(2) SYDER Mark		NOR	DSQ	* 14.85	* 14.53	<b>29.38</b>	0.16
3	16		1966	MA3	(3) HOLMES Peter		NOR	* 14.80	14.82	* 14.60	<b>29.40</b>	0.18
4	13		1964	MA3	(4) THOMSON Stewart		VIK	15.62	* 14.75	* 14.85	<b>29.60</b>	0.38
5	25	10372	1959	MA3	(5) ANDERSON Christopher		VIK	16.23	* 15.72	* 15.30	<b>31.02</b>	1.80
6	44		1966	MA3	(6) GARRETT Mike		NOR	* 16.77	17.36	* 16.88	<b>33.65</b>	4.43

## Did Not Start - Run 1 (2)

33		1967	MA3	TROUNG Foo		VIK	DNS	DNS	DNS
41		1967	MA3	DURANT Jim		VIK	DNS	DNS	DNS

## Disqualified - Run 1 (1)

18	18665	1967	MA3	SYDER Mark		NOR	DSQ	* 14.85	* 14.53
----	-------	------	-----	------------	---	-----	-----	---------	---------

## Did Not Start - Run 2 (2)

33		1967	MA3	TROUNG Foo		VIK	DNS	DNS	DNS
41		1967	MA3	DURANT Jim		VIK	DNS	DNS	DNS

## Did Not Start - Run 3 (2)

33		1967	MA3	TROUNG Foo		VIK	DNS	DNS	DNS
41		1967	MA3	DURANT Jim		VIK	DNS	DNS	DNS

## ==== ERSA Masters 4 Men ====


1	61		1957	MA4	(1) PENNECK Jeffrey		ESX	20.40	* 18.69	* 18.38	<b>37.07</b>	
2	57		1951	MA4	(2) COOPER Douglas		NOR	20.03	* 19.69	* 19.44	<b>39.13</b>	2.06

**EASTERN REGION SNOWSPORTS ASSOCIATION 2018**

**Team Evolution ERSA Vikings Summer League**

**Vkings - Special Slalom - Female & Male**

**ERSA Summer League - Final Ranking**

Rank	Bib.	RegNo	Year	Cat	(Rank) Name	====	Club	Run 1	Run 2	Run 3	Time	Gap
3	58	1946	MA4	(3)	COOPER Ron		NOR	20.33	* 20.30	* 19.45	<b>39.75</b>	2.68