



**EASTERN REGION SNOWSPORTS ASSOCIATION 2018**

**Team Evolution ERSAs Hemel Summer League**

**Special Slalom - Boys & Girls (U12's)**

**ERSA Summer League - Final Ranking**

Rank	Bib.	RegNo	Year	Cat	Rank	Name	====	Club	Run 1	Run 2	Time	Gap
------	------	-------	------	-----	------	------	------	------	-------	-------	------	-----

**==== ERSAs Under 08 Girls====**

1	30		2011	U08	(1)	FLITTON Lily		HEM	18.36	* 17.67	<b>17.67</b>	
2	44		2012	U08	(2)	DAVIES Giselle		ALP	* 26.51	DSQ	<b>26.51</b>	8.84

**Disqualified - Run 2 (1)**

	44		2012	U08		DAVIES Giselle		ALP	* 26.51	DSQ		
--	----	--	------	-----	--	----------------	--	-----	---------	-----	--	--

**==== ERSAs Under 08 Boys====**

**Did Not Start - Run 1 (1)**

	35		2011	U08		CROFT Alfie		NOR	DNS	DNS		
--	----	--	------	-----	--	-------------	--	-----	-----	-----	--	--

**Did Not Start - Run 2 (1)**

	35		2011	U08		CROFT Alfie		NOR	DNS	DNS		
--	----	--	------	-----	--	-------------	--	-----	-----	-----	--	--

**==== ERSAs Under 10 Girls====**

1	11	23929	2009	U10	(1)	MAGNANI Emily		HEM	15.04	* 14.94	<b>14.94</b>	
2	21		2009	U10	(2)	PIETRZAK Amelia		ESX	16.70	* 15.76	<b>15.76</b>	0.82
3	8		2009	U10	(3)	WELSH Madeleine		VIK	17.36	* 17.07	<b>17.07</b>	2.13
4	32		2009	U10	(4)	TRESIDDER Freya		VIK	* 17.38	17.56	<b>17.38</b>	2.44
5	38		2010	U10	(5)	DAVIES Darcy		SUR	21.09	* 20.64	<b>20.64</b>	5.70
6	40		2010	U10	(6)	JAKINS Ella		SUR	22.14	* 21.50	<b>21.50</b>	6.56

**==== ERSAs Under 10 Boys====**

1	41		2010	U10	(1)	DODD Milo		HEM	32.44	* 14.89	<b>14.89</b>	
2	4		2009	U10	(2)	BLACKWELL Jasper		TAL	15.80	* 15.00	<b>15.00</b>	0.11
3	19		2009	U10	(3)	CUTHBERT Adam Richard		SMK	15.89	* 15.16	<b>15.16</b>	0.27
4	17		2009	U10	(4)	HARTNELL Sonny		NOR	1:41.07	* 15.84	<b>15.84</b>	0.95
5	18		2010	U10	(5)	KINGE Jacob		NOR	16.99	* 16.91	<b>16.91</b>	2.02
6	25		2010	U10	(6)	LAST William		NOR	18.22	* 17.43	<b>17.43</b>	2.54
7	31		2010	U10	(7)	KARWICKI Hugo		HEM	18.04	* 17.73	<b>17.73</b>	2.84
8	34		2009	U10	(8)	ENDERSBY Myles		EVO	* 17.97	43.03	<b>17.97</b>	3.08
9	29		2009	U10	(9)	HARTNELL Freddy		NOR	* 18.55	18.70	<b>18.55</b>	3.66

## EASTERN REGION SNOWSPORTS ASSOCIATION 2018

## Team Evolution ERSA Hemel Summer League

## Special Slalom - Boys &amp; Girls (U12's)

## ERSA Summer League - Final Ranking

Rank	Bib.	RegNo	Year	Cat	Rank	Name	====	Club	Run 1	Run 2	Time	Gap
10	37		2010	U10	(10)	GIBSON Alexander		SMK	21.05	* 20.70	20.70	5.81











## Did Not Start - Run 1 (1)

	42		2009	U10		CROFT Harry		NOR	DNS	DNS		
--	----	--	------	-----	--	-------------	---	-----	-----	-----	--	--

## Did Not Start - Run 2 (1)

	42		2009	U10		CROFT Harry		NOR	DNS	DNS		
--	----	--	------	-----	--	-------------	---	-----	-----	-----	--	--

## === ERSA Under 12 Girls ===

1	12	23945	2007	U12	(1)	SAUNDERS Katie		HEM	28.30	* 13.25	13.25	
2	14	22892	2007	U12	(2)	TUTT Holly		SMK	13.58	* 13.51	13.51	0.26
3	7		2007	U12	(3)	SARKAR Anna		ESX	14.88	* 14.44	14.44	1.19
4	1	23666	2008	U12	(4)	HOWESON Lucy		HEM	14.67	* 14.66	14.66	1.41
5	36		2008	U12	(5)	MURRAY Catheine		SMK	16.01	* 15.88	15.88	2.63
6	3		2007	U12	(6)	COZENS Zoe		NOR	* 16.56	17.18	16.56	3.31
7	13		2007	U12	(7)	LAST Isabelle		NOR	17.32	* 17.12	17.12	3.87
8	26		2007	U12	(8)	LINCOLN Imogen		NOR	18.28	* 17.64	17.64	4.39
9	27		2007	U12	(9)	GIBBS Heidi		NOR	18.34	* 17.79	17.79	4.54
10	16		2007	U12	(10)	KINGE Lucy		NOR	* 17.81	18.56	17.81	4.56


## Did Not Start - Run 1 (1)

	33		2008	U12		CONNOLD Jemima		WGC	DNS	DNS		
--	----	--	------	-----	--	----------------	---	-----	-----	-----	--	--






## Did Not Start - Run 2 (1)

	33		2008	U12		CONNOLD Jemima		WGC	DNS	DNS		
--	----	--	------	-----	--	----------------	---	-----	-----	-----	--	--

## === ERSA Under 12 Boys ===

1	10	23655	2008	U12	(1)	PARKER Alfie		HEM	13.88	* 13.54	13.54	
2	5		2007	U12	(2)	PIETRZAK Maximilian		ESX	14.06	* 13.68	13.68	0.14
3	9		2007	U12	(3)	VERGANI Alberto		HEM	* 14.02	14.61	14.02	0.48
4	43	23964	2008	U12	(4)	MESSINGER Grant		SMK	14.44	* 14.06	14.06	0.52
5	2	23557	2007	U12	(5)	MITCHELL Kieran		NOR	* 14.38	14.58	14.38	0.84
6	23		2007	U12	(6)	WEBB Joshua		ESX	17.70	* 16.62	16.62	3.08
7	20		2008	U12	(7)	GIBBS Evan		NOR	17.40	* 16.68	16.68	3.14
8	28		2007	U12	(8)	FORDE - POGSON Hayden		NOR	* 17.57	18.02	17.57	4.03





## Did Not Start - Run 1 (5)

	6	23961	2007	U12		DUCKENFIELD Jack		HEM	DNS	DNS		
	15		2007	U12		GODLEY Benedict		WGC	DNS	DNS		
	22		2007	U12		LYTHELL Austin		NOR	DNS	DNS		
	24		2008	U12		STEVENS Brook		HEM	DNS	DNS		
	39		2007	U12		FIDLER Samuel		HEM	DNS	DNS		

## Did Not Start - Run 2 (5)

	6	23961	2007	U12		DUCKENFIELD Jack		HEM	DNS	DNS		
--	---	-------	------	-----	--	------------------	---	-----	-----	-----	--	--

**EASTERN REGION SNOWSPORTS ASSOCIATION 2018****Team Evolution ERSA Hemel Summer League****Special Slalom - Boys & Girls (U12's)****ERSA Summer League - Final Ranking**

Rank	Bib.	RegNo	Year	Cat	Rank	Name	====	Club	Run 1	Run 2	Time	Gap
	15		2007	U12		<b>GODLEY Benedict</b>		WGC	DNS	DNS		
	22		2007	U12		<b>LYTHELL Austin</b>		NOR	DNS	DNS		
	24		2008	U12		<b>STEVENS Brook</b>		HEM	DNS	DNS		
	39		2007	U12		<b>FIDLER Samuel</b>		HEM	DNS	DNS		



## EASTERN REGION SNOWSPORTS ASSOCIATION 2018

### Team Evolution ERSAs Hemel Summer League

#### Special Slalom - Boys & Girls (U12's)

#### ERSA Summer League - Final Ranking

Rank	Bib.	RegNo	Year	Cat (Rank)	Name	====	Club	Run 1	Run 2	Time	Gap	Points	Perf.
<b>== Under 12/10/08 Girls ==</b>													
1	12	23945	2007	U12 (1)	SAUNDERS Katie		HEM	28.30	* 13.25	<b>13.25</b>		0.00	- 9.01
2	14	22892	2007	U12 (2)	TUTT Holly		SMK	13.58	* 13.51	<b>13.51</b>	0.26	14.13	+ 48.55
3	7		2007	U12 (3)	SARKAR Anna		ESX	14.88	* 14.44	<b>14.44</b>	1.19	64.66	+ 22.46
4	1	23666	2008	U12 (4)	HOWESON Lucy		HEM	14.67	* 14.66	<b>14.66</b>	1.41	76.62	+ 32.06
5	11	23929	2009	U10 (1)	MAGNANI Emily		HEM	15.04	* 14.94	<b>14.94</b>	1.69	91.83	+ 29.58
6	21		2009	U10 (2)	PIETRZAK Amelia		ESX	16.70	* 15.76	<b>15.76</b>	2.51	136.39	- 10.73
7	36		2008	U12 (5)	MURRAY Catheine		SMK	16.01	* 15.88	<b>15.88</b>	2.63	142.91	- 254.08
8	3		2007	U12 (6)	COZENS Zoe		NOR	* 16.56	17.18	<b>16.56</b>	3.31	179.86	+ 93.16
9	8		2009	U10 (3)	WELSH Madeleine		VIK	17.36	* 17.07	<b>17.07</b>	3.82	207.58	+ 124.77
10	13		2007	U12 (7)	LAST Isabelle		NOR	17.32	* 17.12	<b>17.12</b>	3.87	210.29	+ 105.37
11	32		2009	U10 (4)	TRESSIDDER Freya		VIK	* 17.38	17.56	<b>17.38</b>	4.13	224.42	- 62.08
12	26		2007	U12 (8)	LINCOLN Imogen		NOR	18.28	* 17.64	<b>17.64</b>	4.39	238.55	+ 55.76
13	30		2011	U08 (1)	FLITTON Lily		HEM	18.36	* 17.67	<b>17.67</b>	4.42	240.18	- 6.96
14	27		2007	U12 (9)	GIBBS Heidi		NOR	18.34	* 17.79	<b>17.79</b>	4.54	246.70	+ 61.35
15	16		2007	U12 (10)	KINGE Lucy		NOR	* 17.81	18.56	<b>17.81</b>	4.56	247.79	+ 123.35
16	38		2010	U10 (5)	DAVIES Darcy		SUR	21.09	* 20.64	<b>20.64</b>	7.39	401.57	- 204.37
17	40		2010	U10 (6)	JAKINS Ella		SUR	22.14	* 21.50	<b>21.50</b>	8.25	448.30	-
18	44		2012	U08 (2)	DAVIES Giselle		ALP	* 26.51	DSQ	<b>26.51</b>	13.26	720.54	-

#### Did Not Start - Run 1 (1)

33		2008	U12		CONNOLD Jemima		WGC	DNS	DNS				
----	--	------	-----	--	----------------	--	-----	-----	-----	--	--	--	--

#### Did Not Start - Run 2 (1)

33		2008	U12		CONNOLD Jemima		WGC	DNS	DNS				
----	--	------	-----	--	----------------	--	-----	-----	-----	--	--	--	--

#### Disqualified - Run 2 (1)

44		2012	U08		DAVIES Giselle		ALP	* 26.51	DSQ				
----	--	------	-----	--	----------------	--	-----	---------	-----	--	--	--	--

#### == Under 12/10/08 Boys ==


1	10	23655	2008	U12 (1)	PARKER Alfie		HEM	13.88	* 13.54	<b>13.54</b>		0.00	+ 49.90
2	5		2007	U12 (2)	PIETRZAK Maximilian		ESX	14.06	* 13.68	<b>13.68</b>	0.14	7.44	- 39.56
3	9		2007	U12 (3)	VERGANI Alberto		HEM	* 14.02	14.61	<b>14.02</b>	0.48	25.52	- 45.84
4	43	23964	2008	U12 (4)	MESSINGER Grant		SMK	14.44	* 14.06	<b>14.06</b>	0.52	27.65	-
5	2	23557	2007	U12 (5)	MITCHELL Kieran		NOR	* 14.38	14.58	<b>14.38</b>	0.84	44.67	+ 83.56
6	41		2010	U10 (1)	DODD Milo		HEM	32.44	* 14.89	<b>14.89</b>	1.35	71.79	-
7	4		2009	U10 (2)	BLACKWELL Jasper		TAL	15.80	* 15.00	<b>15.00</b>	1.46	77.64	+ 29.58
8	19		2009	U10 (3)	CUTHBERT Adam Richard		SMK	15.89	* 15.16	<b>15.16</b>	1.62	86.14	- 22.65
9	17		2009	U10 (4)	HARTNELL Sonny		NOR	1:41.07	* 15.84	<b>15.84</b>	2.30	122.30	+ 29.34
10	23		2007	U12 (6)	WEBB Joshua		ESX	17.70	* 16.62	<b>16.62</b>	3.08	163.78	+ 19.91
11	20		2008	U12 (7)	GIBBS Evan		NOR	17.40	* 16.68	<b>16.68</b>	3.14	166.97	+ 52.44
12	18		2010	U10 (5)	KINGE Jacob		NOR	16.99	* 16.91	<b>16.91</b>	3.37	179.20	+ 78.40

**EASTERN REGION SNOWSPORTS ASSOCIATION 2018**








**Team Evolution ERSA Hemel Summer League**

**Special Slalom - Boys & Girls (U12's)**








**ERSA Summer League - Final Ranking**

Rank	Bib.	RegNo	Year	Cat	(Rank)	Name	====	Club	Run 1	Run 2	Time	Gap	Points	Perf.
13	25		2010	U10	(6)	LAST William		NOR	18.22	* 17.43	<b>17.43</b>	3.89	206.85	+ 58.54
14	28		2007	U12	(8)	FORDE - POGSON Hayden		NOR	* 17.57	18.02	<b>17.57</b>	4.03	214.30	+ 43.56
15	31		2010	U10	(7)	KARWICKI Hugo		HEM	18.04	* 17.73	<b>17.73</b>	4.19	222.81	- 9.53
16	34		2009	U10	(8)	ENDERSBY Myles		EVO	* 17.97	43.03	<b>17.97</b>	4.43	235.57	- 90.56
17	29		2009	U10	(9)	HARTNELL Freddy		NOR	* 18.55	18.70	<b>18.55</b>	5.01	266.41	+ 61.58
18	37		2010	U10	(10)	GIBSON Alexander		SMK	21.05	* 20.70	<b>20.70</b>	7.16	380.74	- 160.62

**Did Not Start - Run 1 (7)**

6	23961	2007	U12	DUCKENFIELD Jack		HEM	DNS	DNS
15		2007	U12	GODLEY Benedict		WGC	DNS	DNS
22		2007	U12	LYTHELL Austin		NOR	DNS	DNS
24		2008	U12	STEVENS Brook		HEM	DNS	DNS
35		2011	U08	CROFT Alfie		NOR	DNS	DNS
39		2007	U12	FIDLER Samuel		HEM	DNS	DNS
42		2009	U10	CROFT Harry		NOR	DNS	DNS

**Did Not Start - Run 2 (7)**

6	23961	2007	U12	DUCKENFIELD Jack		HEM	DNS	DNS
15		2007	U12	GODLEY Benedict		WGC	DNS	DNS
22		2007	U12	LYTHELL Austin		NOR	DNS	DNS
24		2008	U12	STEVENS Brook		HEM	DNS	DNS
35		2011	U08	CROFT Alfie		NOR	DNS	DNS
39		2007	U12	FIDLER Samuel		HEM	DNS	DNS
42		2009	U10	CROFT Harry		NOR	DNS	DNS



**EASTERN REGION SNOWSPORTS ASSOCIATION 2018**

**Team Evolution ERSAs Hemel Summer League**

**Special Slalom - Boys & Girls (U12's)**

**Penalty calculation - Women**

Rank	Bib.	RegNo	Name	Year	====	Points	Best 5	Race points
<b>Best 10 at finish</b>								
1	12	23945	SAUNDERS Katie	2007		51.26	51.26	0.00
2	14	22892	TUTT Holly	2007		7.83	7.83	14.13
3	7		SARKAR Anna	2007		84.45	84.45	64.66
4	1	23666	HOWESON Lucy	2008		86.81	86.81	76.62
5	11	23929	MAGNANI Emily	2009		104.50	104.50	91.83
6	21		PIETRZAK Amelia	2009		189.37	-	-
7	36		MURRAY Catheine	2008		439.24	-	-
8	3		COZENS Zoe	2007		128.95	-	-
9	8		WELSH Madeleine	2009		125.06	-	-
10	13		LAST Isabelle	2007		147.17	-	-

**Best 5 at start**

2	14	22892	TUTT Holly	2007		7.83		
1	12	23945	SAUNDERS Katie	2007		51.26		
3	7		SARKAR Anna	2007		84.45		
4	1	23666	HOWESON Lucy	2008		86.81		
5	11	23929	MAGNANI Emily	2009		104.50		

(DNF: Did Not Finish, DSQ: Disqualified)

**TOTAL**

(B) List points of best 5 at start	334.85		
(A) List points of the best 5 to finish in top 10		334.85	
(C) Race points of corresponding competitors			247.24
Calculated penalty (A + B - C) = 422.46 / 10	42.25		
Correction value (Z)	0.00		
Category adder	0.00		
Applied penalty	42.25		

Technical Delegate



**EASTERN REGION SNOWSPORTS ASSOCIATION 2018**

**Team Evolution ERSAs Hemel Summer League**

**Special Slalom - Boys & Girls (U12's)**

**Penalty calculation - Men**

Rank	Bib.	RegNo	Name	Year	====	Points	Best 5	Race points
<b>Best 10 at finish</b>								
1	10	23655	PARKER Alfie	2008		24.80	24.80	0.00
2	5		PIETRZAK Maximilian	2007		121.70	121.70	7.44
3	9		VERGANI Alberto	2007		146.06	146.06	25.52
4	43	23964	MESSINGER Grant	2008		999.99	-	-
5	2	23557	MITCHELL Kieran	2007		35.81	35.81	44.67
6	41		DODD Milo	2010		999.99	-	-
7	4		BLACKWELL Jasper	2009		122.76	122.76	77.64
8	19		CUTHBERT Adam Richard	2009		183.49	-	-
9	17		HARTNELL Sonny	2009		167.66	-	-
10	23		WEBB Joshua	2007		218.57	-	-

**Best 5 at start**

1	10	23655	PARKER Alfie	2008		24.80		
5	2	23557	MITCHELL Kieran	2007		35.81		
2	5		PIETRZAK Maximilian	2007		121.70		
7	4		BLACKWELL Jasper	2009		122.76		
3	9		VERGANI Alberto	2007		146.06		

(DNF: Did Not Finish, DSQ: Disqualified)

**TOTAL**

(B) List points of best 5 at start	451.13		
(A) List points of the best 5 to finish in top 10		451.13	
(C) Race points of corresponding competitors			155.27
Calculated penalty (A + B - C) = 746.99 / 10	74.70		
Correction value (Z)	0.00		
Category adder	0.00		
Applied penalty	74.70		

Technical Delegate



**EASTERN REGION SNOWSPORTS ASSOCIATION 2018**

**Team Evolution ERSAs Hemel Summer League**

**Special Slalom - Female & Male**

**ERSA Summer League - Final Ranking**

Rank	Bib.	RegNo	Year	Cat	Rank	Name	====	Club	Run 1	Run 2	Time	Gap
------	------	-------	------	-----	------	------	------	------	-------	-------	------	-----

**=== ERSAs Under 14 Girls ===**

1	8	23273	2005	U14	(1)	<b>PARKER Abbie</b>		HEM	13.42	* 13.27	<b>13.27</b>	
2	11	22938	2006	U14	(2)	<b>HOWESON Olivia</b>		HEM	* 13.29	13.47	<b>13.29</b>	0.02
3	14	24069	2005	U14	(3)	<b>SCOTT-AMOS Beth</b>		NOR	14.31	* 14.04	<b>14.04</b>	0.77
4	17		2006	U14	(4)	<b>FLITTON Zoe</b>		HEM	DSQ	* 14.27	<b>14.27</b>	1.00
5	7	22930	2006	U14	(5)	<b>BLACKWELL Lucy</b>		TAL	* 14.45	DSQ	<b>14.45</b>	1.18
6	19	22900	2005	U14	(6)	<b>ARLOTT Holly</b>		SMK	15.22	* 14.89	<b>14.89</b>	1.62
7	10	24065	2005	U14	(7)	<b>LINCOLN Isabel</b>		NOR	14.96	* 14.91	<b>14.91</b>	1.64
8	16		2005	U14	(8)	<b>STEVENS Cordelia</b>		HEM	15.23	* 14.93	<b>14.93</b>	1.66
9	21		2005	U14	(9)	<b>CONNOLD Rosie</b>		WGC	15.28	* 15.13	<b>15.13</b>	1.86
10	30	25102	2006	U14	(10)	<b>SMITH Jemma</b>		HEM	16.72	* 16.48	<b>16.48</b>	3.21
11	29		2005	U14	(11)	<b>MOUNTAIN Lizzie</b>		HEM	17.67	* 16.49	<b>16.49</b>	3.22
12	31	25103	2006	U14	(12)	<b>SMITH Aimee</b>		HEM	17.30	* 16.79	<b>16.79</b>	3.52
13	26	24893	2006	U14	(13)	<b>VENABLES Phoebe</b>		VIK	* 18.31	18.43	<b>18.31</b>	5.04

**Disqualified - Run 1 (1)**

	17		2006	U14		<b>FLITTON Zoe</b>		HEM	DSQ	* 14.27		
--	----	--	------	-----	--	--------------------	--	-----	-----	---------	--	--

**Disqualified - Run 2 (1)**

	7	22930	2006	U14		<b>BLACKWELL Lucy</b>		TAL	* 14.45	DSQ		
--	---	-------	------	-----	--	-----------------------	--	-----	---------	-----	--	--

**=== ERSAs Under 14 Boys ===**

1	56	21604	2005	U14	(1)	<b>OGDEN Alex</b>		NOR	13.24	* 13.11	<b>13.11</b>	
2	73	22059	2006	U14	(2)	<b>DADE Jake</b>		NOR	13.54	* 13.31	<b>13.31</b>	0.20
3	68	23818	2005	U14	(3)	<b>TEMPLE Frederick</b>		NOR	DSQ	* 13.61	<b>13.61</b>	0.50
4	69		2005	U14	(4)	<b>MONTGOMERY Freddie</b>		NOR	* 13.94	14.25	<b>13.94</b>	0.83
5	108		2006	U14	(5)	<b>DUNN Samuel</b>		SMK	14.06	* 14.01	<b>14.01</b>	0.90
6	105		2005	U14	(6)	<b>SMITH Niccolo</b>		HEM	14.51	* 14.06	<b>14.06</b>	0.95
7	101		2005	U14	(7)	<b>PERRIN JOHNSTON Finlay</b>		HEM	14.59	* 14.11	<b>14.11</b>	1.00
8	83	23247	2005	U14	(8)	<b>WARNE Ben</b>		HEM	14.44	* 14.26	<b>14.26</b>	1.15
9	92	24133	2006	U14	(9)	<b>PHILLIPS Daniel</b>		HEM	14.98	* 14.37	<b>14.37</b>	1.26
10	76	24227	2006	U14	(10)	<b>HADINGHAM Alex</b>		NOR	14.80	* 14.40	<b>14.40</b>	1.29
11	90		2006	U14	(11)	<b>PENNECK Alexander</b>		ESX	15.50	* 15.46	<b>15.46</b>	2.35
12	87		2005	U14	(12)	<b>THOMSON Kai</b>		VIK	* 16.40	16.53	<b>16.40</b>	3.29
13	88		2006	U14	(13)	<b>COZENS Samual</b>		NOR	16.86	* 16.44	<b>16.44</b>	3.33
14	106		2005	U14	(14)	<b>COOMBS Jacob</b>		WGC	18.13	* 17.40	<b>17.40</b>	4.29
15	99		2005	U14	(15)	<b>COOMBS Isaac</b>		WGC	18.53	* 18.22	<b>18.22</b>	5.11



## EASTERN REGION SNOWSPORTS ASSOCIATION 2018



## Team Evolution ERSA Hemel Summer League

## Special Slalom - Female &amp; Male

## ERSA Summer League - Final Ranking

Rank	Bib.	RegNo	Year	Cat	Rank	Name	====	Club	Run 1	Run 2	Time	Gap
------	------	-------	------	-----	------	------	------	------	-------	-------	------	-----

## Did Not Start - Run 1 (3)

	103		2006	U14		SCOTT Thomas		HEM	DNS	DNS		
	104	23962	2006	U14		PILLAY Callum		HEM	DNS	DNS		
	110		2006	U14		LAWLEY Rufus		HEM	DNS	DNS		





## Disqualified - Run 1 (1)

	68	23818	2005	U14		TEMPLE Frederick		NOR	DSQ	* 13.61		
--	----	-------	------	-----	--	------------------	---	-----	-----	---------	--	--

## Did Not Start - Run 2 (3)

	103		2006	U14		SCOTT Thomas		HEM	DNS	DNS		
	104	23962	2006	U14		PILLAY Callum		HEM	DNS	DNS		
	110		2006	U14		LAWLEY Rufus		HEM	DNS	DNS		

## === ERSA Under 16 Girls ===

1	6	23246	2003	U16	(1)	WARNE Charlotte		HEM	12.58	* 12.50	<b>12.50</b>	
2	22		2004	U16	(2)	PERRIS Harriet		HEM	15.67	* 14.80	<b>14.80</b>	2.30
3	9	24891	2004	U16	(3)	VENABLES Felicity		VIK	DSQ	* 15.46	<b>15.46</b>	2.96
4	24	21719	2003	U16	(4)	THOMAS Sophie		HEM	17.18	* 16.73	<b>16.73</b>	4.23

## Did Not Start - Run 1 (2)

	2		2003	U16		GROSE Elise		NOR	DNS	DNS		
	28		2004	U16		MCGROARTY Olivia		HEM	DNS	DNS		






## Disqualified - Run 1 (1)

	9	24891	2004	U16		VENABLES Felicity		VIK	DSQ	* 15.46		
--	---	-------	------	-----	--	-------------------	---	-----	-----	---------	--	--

## Did Not Start - Run 2 (2)

	2		2003	U16		GROSE Elise		NOR	DNS	DNS		
	28		2004	U16		MCGROARTY Olivia		HEM	DNS	DNS		

## === ERSA Under 16 Boys ===

1	61	21213	2004	U16	(1)	METHERINGHAM Zachary		SMK	12.59	* 12.37	<b>12.37</b>	
2	52	21194	2003	U16	(2)	NEWTON Charlie		HEM	12.70	* 12.53	<b>12.53</b>	0.16
3	54	20884	2003	U16	(3)	THOMPSON Joseph		NOR	* 12.67	26.76	<b>12.67</b>	0.30
4	70	23311	2003	U16	(4)	FULLER Joshua		SMK	13.23	* 12.96	<b>12.96</b>	0.59
5	63		2003	U16	(5)	TURNER Alfie		HEM	DSQ	* 12.97	<b>12.97</b>	0.60
6	60	24443	2004	U16	(6)	MARSH Joel		NOR	13.04	* 13.02	<b>13.02</b>	0.65
7	51		2003	U16	(7)	ALGER James		NOR	* 13.39	13.49	<b>13.39</b>	1.02
8	71		2003	U16	(8)	DUFF Matthew		SMK	20.11	* 13.92	<b>13.92</b>	1.55
9	86		2003	U16	(9)	WHITFORD Cooper		HEM	14.19	* 14.07	<b>14.07</b>	1.70
10	75		2003	U16	(10)	MCANALLY Ewan		TAL	14.28	* 14.18	<b>14.18</b>	1.81
11	81		2004	U16	(11)	CANNING Thomas		NOR	15.09	* 14.43	<b>14.43</b>	2.06
12	85	24390	2004	U16	(12)	LEWIS Hal		HEM	14.97	* 14.68	<b>14.68</b>	2.31

## EASTERN REGION SNOWSPORTS ASSOCIATION 2018



## Team Evolution ERSA Hemel Summer League

## Special Slalom - Female &amp; Male

## ERSA Summer League - Final Ranking

Rank	Bib.	RegNo	Year	Cat	Rank	Name	====	Club	Run 1	Run 2	Time	Gap
------	------	-------	------	-----	------	------	------	------	-------	-------	------	-----

## Did Not Start - Run 1 (2)

	80		2004	U16		DAVIES Ben		NOR	DNS	DNS		
	89	22088	2003	U16		FAIRFULL Max		HEM	DNS	DNS		









## Disqualified - Run 1 (1)

	63		2003	U16		TURNER Alfie		HEM	DSQ	* 12.97		
--	----	--	------	-----	--	--------------	---	-----	-----	---------	--	--


## Did Not Start - Run 2 (2)

	80		2004	U16		DAVIES Ben		NOR	DNS	DNS		
	89	22088	2003	U16		FAIRFULL Max		HEM	DNS	DNS		

## === ERSA Under 18 Ladies ===

1	34	21897	2002	U18	(1)	MARTIN Lily		ESX	* 12.75	13.26	<b>12.75</b>	
2	13		2002	U18	(2)	STEVENS Lilyella		HEM	13.44	* 13.33	<b>13.33</b>	0.58
3	5	20337	2001	U18	(3)	SKIPPER Megan		NOR	13.48	* 13.47	<b>13.47</b>	0.72
4	25		2001	U18	(4)	TURNER Madeline		HEM	15.64	* 15.20	<b>15.20</b>	2.45
5	20		2001	U18	(5)	SMITH Hannah		NOR	* 15.80	15.95	<b>15.80</b>	3.05
6	4	22983	2002	U18	(6)	BLYTH Helena		HEM	16.26	* 15.95	<b>15.95</b>	3.20
7	23		2002	U18	(7)	POUNDALL Anya		NOR	17.97	* 17.01	<b>17.01</b>	4.26
8	27		2001	U18	(8)	ELPHICK Isabel		ESX	18.01	* 17.40	<b>17.40</b>	4.65

## === ERSA Under 18 Men ===

1	57	20766	2001	U18	(1)	HUMPHREYS Charles		HEM	12.70	* 12.67	<b>12.67</b>	
2	55		2001	U18	(2)	REYNOLDS Joshua		NOR	* 13.30	DSQ	<b>13.30</b>	0.63
3	98		2002	U18	(3)	TUDOR James		WGC	15.93	* 15.87	<b>15.87</b>	3.20

## Disqualified - Run 2 (1)

	55		2001	U18		REYNOLDS Joshua		NOR	* 13.30	DSQ		
--	----	--	------	-----	--	-----------------	---	-----	---------	-----	--	--

## === ERSA Under 21 Ladies ===

1	12	22943	1999	U21	(1)	BLYTH Charlotte		HEM	13.74	* 13.46	<b>13.46</b>	
2	18		2000	U21	(2)	BRADLEY Lydia		HEM	15.45	* 15.36	<b>15.36</b>	1.90

## === ERSA Under 21 Men ===

1	59	21218	1998	U21	(1)	BRESKAL Bailey		WGC	* 12.38	12.52	<b>12.38</b>	
2	53	23185	2000	U21	(2)	STEWART Oliver		NOR	* 12.70	12.83	<b>12.70</b>	0.32

## Did Not Finish - Run 1 (1)

	66		1998	U21		SYDER James		NOR	DNF	DNS		
--	----	--	------	-----	--	-------------	---	-----	-----	-----	--	--

## EASTERN REGION SNOWSPORTS ASSOCIATION 2018

## Team Evolution ERSA Hemel Summer League

## Special Slalom - Female &amp; Male

## ERSA Summer League - Final Ranking

Rank	Bib.	RegNo	Year	Cat	Rank	Name	====	Club	Run 1	Run 2	Time	Gap
------	------	-------	------	-----	------	------	------	------	-------	-------	------	-----

## Did Not Start - Run 2 (1)

	66		1998	U21		SYDER James		NOR	DNF	DNS		
--	----	--	------	-----	--	-------------	---	-----	-----	-----	--	--

## === ERSA Senior/Masters 1 Ladies ===

1	1	24938	1985	SM1	(1)	DEDECJUS Anna		HEM	14.09	* 13.69	13.69	
2	15		1992	SM1	(2)	BOWEN Catriona		NOR	14.22	* 14.18	14.18	0.49

## === ERSA Senior/Masters 1 Men ===

1	58	4899	1985	SM1	(1)	MANNS William		EVO	* 11.73	DSQ	11.73	
2	79	21654	1982	SM1	(2)	IMAMZADE Murat		HEM	* 14.11	14.25	14.11	2.38
3	72	22138	1987	SM1	(3)	BELLAMY Edward		NOR	15.58	* 15.18	15.18	3.45
4	96		1997	SM1	(4)	PATTERSON Greg		HEM	17.74	* 16.96	16.96	5.23

## Disqualified - Run 2 (1)

	58	4899	1985	SM1		MANNS William		EVO	* 11.73	DSQ		
--	----	------	------	-----	--	---------------	--	-----	---------	-----	--	--

## === ERSA Masters 2 Ladies ===

1	3	20742	1971	MA2	(1)	SAMPSON Melissa		NOR	* 15.28	15.51	15.28	
2	33		1970	MA2	(2)	HARRISON Anna		HEM	23.49	* 20.27	20.27	4.99

## === ERSA Masters 2 Men ===

1	62	13217	1968	MA2	(1)	SHARP Anthony		HEM	* 13.37	13.40	13.37	
2	77		1972	MA2	(2)	WALKINGTON Stuart		HEM	14.90	* 14.69	14.69	1.32
3	102		1977	MA2	(3)	WOODWARD Iain		HEM	16.25	* 16.00	16.00	2.63
4	82		1971	MA2	(4)	KINGE Blane		NOR	42.37	* 17.76	17.76	4.39

## === ERSA Masters 3 Ladies ===

1	32		1967	MA3	(1)	KERBYSON Sue		SMK	* 20.12	20.17	20.12	
---	----	--	------	-----	-----	--------------	---	-----	---------	-------	-------	--

## === ERSA Masters 3 Men ===



1	65	24084	1967	MA3	(1)	KING Alistair		HEM	* 13.69	13.72	13.69	
2	64		1964	MA3	(2)	THOMSON Stewart		VIK	* 13.79	13.91	13.79	0.10
3	67	18665	1967	MA3	(3)	SYDER Mark		NOR	* 14.60	14.63	14.60	0.91
4	78	24015	1960	MA3	(4)	CAMPBELL Stephen		HEM	* 14.64	14.93	14.64	0.95
5	95		1966	MA3	(5)	MORGAN Robert		HEM	15.54	* 15.05	15.05	1.36
6	84		1966	MA3	(6)	GARRETT Mike		NOR	15.58	* 15.42	15.42	1.73

## EASTERN REGION SNOWSPORTS ASSOCIATION 2018

## Team Evolution ERSA Hemel Summer League

## Special Slalom - Female &amp; Male

## ERSA Summer League - Final Ranking

Rank	Bib.	RegNo	Year	Cat	Rank	Name	====	Club	Run 1	Run 2	Time	Gap
7	107		1964	MA3	(7)	COOMBES Steve		WGC	16.27	* 15.70	<b>15.70</b>	2.01
8	93	41974	1960	MA3	(8)	THOMAS Pat		HEM	16.98	* 16.53	<b>16.53</b>	2.84
9	109		1963	MA3	(9)	PODKOWINSKI Krzysztof		SMK	* 16.91	16.98	<b>16.91</b>	3.22
10	91	8713	1959	MA3	(10)	CLARKE Christopher		HEM	17.50	* 17.23	<b>17.23</b>	3.54

## Did Not Start - Run 1 (1)

	100	25101	1965	MA3		SMITH Jeremy		HEM	DNS	DNS		
--	-----	-------	------	-----	--	--------------	---	-----	-----	-----	--	--

## Did Not Start - Run 2 (1)

	100	25101	1965	MA3		SMITH Jeremy		HEM	DNS	DNS		
--	-----	-------	------	-----	--	--------------	---	-----	-----	-----	--	--

## === ERSA Masters 4 Men ===

1	74		1957	MA4	(1)	SUZUKI Masahiro		HEM	14.22	* 14.16	<b>14.16</b>	
2	97		1957	MA4	(2)	PENNECK Jeffrey		ESX	17.84	* 17.67	<b>17.67</b>	3.51
3	94		1956	MA4	(3)	BRADLEY Stephen		HEM	* 18.18	18.32	<b>18.18</b>	4.02



## EASTERN REGION SNOWSPORTS ASSOCIATION 2018

### Team Evolution ERSAs Hemel Summer League

#### Special Slalom - Female & Male

#### ERSA Summer League - Final Ranking

Rank	Bib.	RegNo	Year	Cat (Rank)	Name	====	Club	Run 1	Run 2	Time	Gap	Points	Perf.
<b>==ERSA Girls and Ladies ==</b>													
1	6	23246	2003	U16 (1)	WARNE Charlotte		HEM	12.58	* 12.50	<b>12.50</b>	0.00	- 18.08	
2	34	21897	2002	U18 (1)	MARTIN Lily		ESX	* 12.75	13.26	<b>12.75</b>	0.25	14.40	+ 13.98
3	8	23273	2005	U14 (1)	PARKER Abbie		HEM	13.42	* 13.27	<b>13.27</b>	0.77	44.35	- 2.82
4	11	22938	2006	U14 (2)	HOWESON Olivia		HEM	* 13.29	13.47	<b>13.29</b>	0.79	45.50	- 68.79
5	13		2002	U18 (2)	STEVENS Lilyella		HEM	13.44	* 13.33	<b>13.33</b>	0.83	47.81	- 17.47
6	12	22943	1999	U21 (1)	BLYTH Charlotte		HEM	13.74	* 13.46	<b>13.46</b>	0.96	55.30	+ 26.10
7	5	20337	2001	U18 (3)	SKIPPER Megan		NOR	13.48	* 13.47	<b>13.47</b>	0.97	55.87	+ 65.78
8	1	24938	1985	SM1 (1)	DEDECJUS Anna		HEM	14.09	* 13.69	<b>13.69</b>	1.19	68.54	- 6.75
9	14	24069	2005	U14 (3)	SCOTT-AMOS Beth		NOR	14.31	* 14.04	<b>14.04</b>	1.54	88.70	+ 1.03
10	15		1992	SM1 (2)	BOWEN Catriona		NOR	14.22	* 14.18	<b>14.18</b>	1.68	96.77	+ 8.19
11	17		2006	U14 (4)	FLITTON Zoe		HEM	DSQ	* 14.27	<b>14.27</b>	1.77	101.95	- 49.15
12	7	22930	2006	U14 (5)	BLACKWELL Lucy		TAL	* 14.45	DSQ	<b>14.45</b>	1.95	112.32	- 7.76
13	22		2004	U16 (2)	PERRIS Harriet		HEM	15.67	* 14.80	<b>14.80</b>	2.30	132.48	- 90.25
14	19	22900	2005	U14 (6)	ARLOTT Holly		SMK	15.22	* 14.89	<b>14.89</b>	2.39	137.66	- 19.13
15	10	24065	2005	U14 (7)	LINCOLN Isabel		NOR	14.96	* 14.91	<b>14.91</b>	2.41	138.82	+ 39.33
16	16		2005	U14 (8)	STEVENS Cordelia		HEM	15.23	* 14.93	<b>14.93</b>	2.43	139.97	- 10.63
17	21		2005	U14 (9)	CONNOLD Rosie		WGC	15.28	* 15.13	<b>15.13</b>	2.63	151.49	- 52.24
18	25		2001	U18 (4)	TURNER Madeline		HEM	15.64	* 15.20	<b>15.20</b>	2.70	155.52	- 99.41
19	3	20742	1971	MA2 (1)	SAMPSON Melissa		NOR	* 15.28	15.51	<b>15.28</b>	2.78	160.13	+ 61.07
20	18		2000	U21 (2)	BRADLEY Lydia		HEM	15.45	* 15.36	<b>15.36</b>	2.86	164.74	+ 9.50
21	9	24891	2004	U16 (3)	VENABLES Felicity		VIK	DSQ	* 15.46	<b>15.46</b>	2.96	170.50	+ 94.02
22	20		2001	U18 (5)	SMITH Hannah		NOR	* 15.80	15.95	<b>15.80</b>	3.30	190.08	+ 14.27
23	4	22983	2002	U18 (6)	BLYTH Helena		HEM	16.26	* 15.95	<b>15.95</b>	3.45	198.72	+ 123.47
24	30	25102	2006	U14 (10)	SMITH Jemma		HEM	16.72	* 16.48	<b>16.48</b>	3.98	229.25	- 168.27
25	29		2005	U14 (11)	MOUNTAIN Lizzie		HEM	17.67	* 16.49	<b>16.49</b>	3.99	229.82	- 136.60
26	24	21719	2003	U16 (4)	THOMAS Sophie		HEM	17.18	* 16.73	<b>16.73</b>	4.23	243.65	- 8.22
27	31	25103	2006	U14 (12)	SMITH Aimee		HEM	17.30	* 16.79	<b>16.79</b>	4.29	247.10	- 614.32
28	23		2002	U18 (7)	POUNDALL Anya		NOR	17.97	* 17.01	<b>17.01</b>	4.51	259.78	+ 27.14
29	27		2001	U18 (8)	ELPHICK Isabel		ESX	18.01	* 17.40	<b>17.40</b>	4.90	282.24	- 10.71
30	26	24893	2006	U14 (13)	VENABLES Phoebe		VIK	* 18.31	18.43	<b>18.31</b>	5.81	334.66	+ 55.51
31	32		1967	MA3 (1)	KERBYSON Sue		SMK	* 20.12	20.17	<b>20.12</b>	7.62	438.91	-
32	33		1970	MA2 (2)	HARRISON Anna		HEM	23.49	* 20.27	<b>20.27</b>	7.77	447.55	-

#### Did Not Start - Run 1 (2)

2		2003	U16	GROSE Elise		NOR	DNS	DNS
28		2004	U16	MCGROARTY Olivia		HEM	DNS	DNS

#### Disqualified - Run 1 (2)

9	24891	2004	U16	VENABLES Felicity		VIK	DSQ	* 15.46
17		2006	U14	FLITTON Zoe		HEM	DSQ	* 14.27

#### Did Not Start - Run 2 (2)

2		2003	U16	GROSE Elise		NOR	DNS	DNS
---	--	------	-----	-------------	--	-----	-----	-----

## EASTERN REGION SNOWSPORTS ASSOCIATION 2018

## Team Evolution ERSA Hemel Summer League

## Special Slalom - Female &amp; Male











## ERSA Summer League - Final Ranking

Rank	Bib.	RegNo	Year	Cat (Rank)	Name	====	Club	Run 1	Run 2	Time	Gap	Points	Perf.
	28		2004	U16	MCGROARTY Olivia		HEM	DNS	DNS				

## Disqualified - Run 2 (1)

	7	22930	2006	U14	BLACKWELL Lucy		TAL	* 14.45	DSQ				
--	---	-------	------	-----	----------------	---	-----	---------	-----	--	--	--	--

## ==ERSA Boys and Men ==






1	58	4899	1985	SM1 (1)	MANN'S William		EVO	* 11.73	DSQ	11.73	0.00	+ 22.51	
2	61	21213	2004	U16 (1)	METHERINGHAM Zachary		SMK	12.59	* 12.37	12.37	0.64	39.28	- 24.25
3	59	21218	1998	U21 (1)	BRESKAL Bailey		WGC	* 12.38	12.52	12.38	0.65	39.90	+ 8.12
4	52	21194	2003	U16 (2)	NEWTON Charlie		HEM	12.70	* 12.53	12.53	0.80	49.10	- 18.05
5	57	20766	2001	U18 (1)	HUMPHREYS Charles		HEM	12.70	* 12.67	12.67	0.94	57.70	- 41.25
5	54	20884	2003	U16 (3)	THOMPSON Joseph		NOR	* 12.67	26.76	12.67	0.94	57.70	+ 40.87
7	53	23185	2000	U21 (2)	STEWART Oliver		NOR	* 12.70	12.83	12.70	0.97	59.54	+ 40.34
8	70	23311	2003	U16 (4)	FULLER Joshua		SMK	13.23	* 12.96	12.96	1.23	75.50	- 51.08
9	63		2003	U16 (5)	TURNER Alfie		HEM	DSQ	* 12.97	12.97	1.24	76.11	- 15.96
10	60	24443	2004	U16 (6)	MARSH Joel		NOR	13.04	* 13.02	13.02	1.29	79.18	+ 15.17
11	56	21604	2005	U14 (1)	OGDEN Alex		NOR	13.24	* 13.11	13.11	1.38	84.71	+ 31.05
12	55		2001	U18 (2)	REYNOLDS Joshua		NOR	* 13.30	DSQ	13.30	1.57	96.37	+ 54.06
13	73	22059	2006	U14 (2)	DADE Jake		NOR	13.54	* 13.31	13.31	1.58	96.98	- 38.73
14	62	13217	1968	MA2 (1)	SHARP Anthony		HEM	* 13.37	13.40	13.37	1.64	100.66	+ 43.38
15	51		2003	U16 (7)	ALGER James		NOR	* 13.39	13.49	13.39	1.66	101.89	+ 26.44
16	68	23818	2005	U14 (3)	TEMPLE Frederick		NOR	DSQ	* 13.61	13.61	1.88	115.40	- 5.97
17	65	24084	1967	MA3 (1)	KING Alistair		HEM	* 13.69	13.72	13.69	1.96	120.31	+ 18.46
18	64		1964	MA3 (2)	THOMSON Stewart		VIK	* 13.79	13.91	13.79	2.06	126.45	+ 30.02
19	71		2003	U16 (8)	DUFF Matthew		SMK	20.11	* 13.92	13.92	2.19	134.42	+ 6.60
20	69		2005	U14 (4)	MONTGOMERY Freddie		NOR	* 13.94	14.25	13.94	2.21	135.65	+ 12.50
21	108		2006	U14 (5)	DUNN Samuel		SMK	14.06	* 14.01	14.01	2.28	139.95	-
22	105		2005	U14 (6)	SMITH Niccolo		HEM	14.51	* 14.06	14.06	2.33	143.02	-
23	86		2003	U16 (9)	WHITFORD Cooper		HEM	14.19	* 14.07	14.07	2.34	143.63	- 88.26
24	101		2005	U14 (7)	PERRIN JOHNSTON Finlay		HEM	14.59	* 14.11	14.11	2.38	146.09	-
24	79	21654	1982	SM1 (2)	IMAMZADE Murat		HEM	* 14.11	14.25	14.11	2.38	146.09	- 15.41
26	74		1957	MA4 (1)	SUZUKI Masahiro		HEM	14.22	* 14.16	14.16	2.43	149.16	+ 13.20
27	75		2003	U16 (10)	MCANALLY Ewan		TAL	14.28	* 14.18	14.18	2.45	150.38	+ 9.71
28	83	23247	2005	U14 (8)	WARNE Ben		HEM	14.44	* 14.26	14.26	2.53	155.29	- 43.73
29	92	24133	2006	U14 (9)	PHILLIPS Daniel		HEM	14.98	* 14.37	14.37	2.64	162.05	- 104.54
30	76	24227	2006	U14 (10)	HADINGHAM Alex		NOR	14.80	* 14.40	14.40	2.67	163.89	+ 19.86
31	81		2004	U16 (11)	CANNING Thomas		NOR	15.09	* 14.43	14.43	2.70	165.73	- 26.00
32	67	18665	1967	MA3 (3)	SYDER Mark		NOR	* 14.60	14.63	14.60	2.87	176.16	+ 60.79
33	78	24015	1960	MA3 (4)	CAMPBELL Stephen		HEM	* 14.64	14.93	14.64	2.91	178.62	+ 25.60
34	85	24390	2004	U16 (12)	LEWIS Hal		HEM	14.97	* 14.68	14.68	2.95	181.07	- 34.25
35	77		1972	MA2 (2)	WALKINGTON Stuart		HEM	14.90	* 14.69	14.69	2.96	181.69	+ 32.32
36	95		1966	MA3 (5)	MORGAN Robert		HEM	15.54	* 15.05	15.05	3.32	203.79	- 131.94
37	72	22138	1987	SM1 (3)	BELLAMY Edward		NOR	15.58	* 15.18	15.18	3.45	211.76	+ 82.22
38	84		1966	MA3 (6)	GARRETT Mike		NOR	15.58	* 15.42	15.42	3.69	226.50	+ 24.90
39	90		2006	U14 (11)	PENNECK Alexander		ESX	15.50	* 15.46	15.46	3.73	228.95	- 9.49
40	107		1964	MA3 (7)	COOMBES Steve		WGC	16.27	* 15.70	15.70	3.97	243.68	-
41	98		2002	U18 (3)	TUDOR James		WGC	15.93	* 15.87	15.87	4.14	254.12	- 334.83
42	102		1977	MA2 (3)	WOODWARD Iain		HEM	16.25	* 16.00	16.00	4.27	262.10	-
43	87		2005	U14 (12)	THOMSON Kai		VIK	* 16.40	16.53	16.40	4.67	286.65	+ 54.37
44	88		2006	U14 (13)	COZENS Samual		NOR	16.86	* 16.44	16.44	4.71	289.10	+ 52.97
45	93	41974	1960	MA3 (8)	THOMAS Pat		HEM	16.98	* 16.53	16.53	4.80	294.63	+ 26.17
46	109		1963	MA3 (9)	PODKOWINSKI Krzysztof		SMK	* 16.91	16.98	16.91	5.18	317.95	-
47	96		1997	SM1 (4)	PATTERSON Greg		HEM	17.74	* 16.96	16.96	5.23	321.02	- 73.74
48	91	8713	1959	MA3 (10)	CLARKE Christopher		HEM	17.50	* 17.23	17.23	5.50	337.60	+ 76.24

## EASTERN REGION SNOWSPORTS ASSOCIATION 2018







## Team Evolution ERSA Hemel Summer League

## Special Slalom - Female &amp; Male

## ERSA Summer League - Final Ranking

Rank	Bib.	RegNo	Year	Cat (Rank)	Name	====	Club	Run 1	Run 2	Time	Gap	Points	Perf.
49	106		2005	U14 (14)	COOMBS Jacob		WGC	18.13	* 17.40	<b>17.40</b>	5.67	348.03	-
50	97		1957	MA4 (2)	PENNECK Jeffrey		ESX	17.84	* 17.67	<b>17.67</b>	5.94	364.60	- 58.07
51	82		1971	MA2 (4)	KINGE Blane		NOR	42.37	* 17.76	<b>17.76</b>	6.03	370.13	+ 174.26
52	94		1956	MA4 (3)	BRADLEY Stephen		HEM	* 18.18	18.32	<b>18.18</b>	6.45	395.91	+ 73.11
53	99		2005	U14 (15)	COOMBS Isaac		WGC	18.53	* 18.22	<b>18.22</b>	6.49	398.36	- 296.11

## Did Not Start - Run 1 (6)

80			2004	U16	DAVIES Ben		NOR	DNS	DNS				
89	22088		2003	U16	FAIRFULL Max		HEM	DNS	DNS				
100	25101		1965	MA3	SMITH Jeremy		HEM	DNS	DNS				
103			2006	U14	SCOTT Thomas		HEM	DNS	DNS				
104	23962		2006	U14	PILLAY Callum		HEM	DNS	DNS				
110			2006	U14	LAWLEY Rufus		HEM	DNS	DNS				


## Did Not Finish - Run 1 (1)

66			1998	U21	SYDER James		NOR	DNF	DNS				
----	--	--	------	-----	-------------	---	-----	-----	-----	--	--	--	--

## Disqualified - Run 1 (2)

63			2003	U16	TURNER Alfie		HEM	DSQ	* 12.97				
68	23818		2005	U14	TEMPLE Frederick		NOR	DSQ	* 13.61				

## Did Not Start - Run 2 (7)

66			1998	U21	SYDER James		NOR	DNF	DNS				
80			2004	U16	DAVIES Ben		NOR	DNS	DNS				
89	22088		2003	U16	FAIRFULL Max		HEM	DNS	DNS				
100	25101		1965	MA3	SMITH Jeremy		HEM	DNS	DNS				
103			2006	U14	SCOTT Thomas		HEM	DNS	DNS				
104	23962		2006	U14	PILLAY Callum		HEM	DNS	DNS				
110			2006	U14	LAWLEY Rufus		HEM	DNS	DNS				

## Disqualified - Run 2 (2)

55			2001	U18	REYNOLDS Joshua		NOR	* 13.30	DSQ				
58	4899		1985	SM1	MANNIS William		EVO	* 11.73	DSQ				



## EASTERN REGION SNOWSPORTS ASSOCIATION 2018

### Team Evolution ERSAs Hemel Summer League

#### Special Slalom - Female & Male

#### Penalty calculation - Women

Rank	Bib.	RegNo	Name	Year	====	Points	Best 5	Race points
<b>Best 10 at finish</b>								
1	6	23246	WARNE Charlotte	2003		30.55	30.55	0.00
2	34	21897	MARTIN Lily	2002		12.89	12.89	14.40
3	8	23273	PARKER Abbie	2005		59.64	59.64	44.35
4	11	22938	HOWESON Olivia	2006		126.76	-	-
5	13		STEVENS Lilyella	2002		77.75	-	-
6	12	22943	BLYTH Charlotte	1999		41.67	41.67	55.30
7	5	20337	SKIPPER Megan	2001		2.56	2.56	55.87
8	1	24938	DEDECJUS Anna	1985		87.76	-	-
9	14	24069	SCOTT-AMOS Beth	2005		100.14	-	-
10	15		BOWEN Catriona	1992		101.05	-	-

#### Best 5 at start

7	5	20337	SKIPPER Megan	2001		2.56
2	34	21897	MARTIN Lily	2002		12.89
1	6	23246	WARNE Charlotte	2003		30.55
6	12	22943	BLYTH Charlotte	1999		41.67
3	8	23273	PARKER Abbie	2005		59.64

(DNF: Did Not Finish, DSQ: Disqualified)

#### TOTAL

(B) List points of best 5 at start	147.31
(A) List points of the best 5 to finish in top 10	147.31
(C) Race points of corresponding competitors	169.92
Calculated penalty (A + B - C) = 124.70 / 10	12.47
Correction value (Z)	0.00
Category adder	0.00
Applied penalty	12.47

Technical Delegate





**EASTERN REGION SNOWSPORTS ASSOCIATION 2018**

**Team Evolution ERSAs Hemel Summer League**

**Special Slalom - Female & Male**

**Penalty calculation - Men**

Rank	Bib.	RegNo	Name	Year	====	Points	Best 5	Race points
<b>Best 10 at finish</b>								
1	58	4899	MANNS William	1985		2.40	2.40	0.00
2	61	21213	METHERINGHAM Zachary	2004		88.44	88.44	39.28
3	59	21218	BRESKAL Bailey	1998		56.69	56.69	39.90
4	52	21194	NEWTON Charlie	2003		92.06	-	-
5	57	20766	HUMPHREYS Charles	2001		123.86	-	-
5	54	20884	THOMPSON Joseph	2003		41.74	41.74	57.70
7	53	23185	STEWARD Oliver	2000		44.11	44.11	59.54
8	70	23311	FULLER Joshua	2003		151.49	-	-
9	63		TURNER Alfie	2003		116.98	-	-
10	60	24443	MARSH Joel	2004		88.92	-	-

**Best 5 at start**

1	58	4899	MANNS William	1985		2.40	
5	54	20884	THOMPSON Joseph	2003		41.74	
7	53	23185	STEWARD Oliver	2000		44.11	
3	59	21218	BRESKAL Bailey	1998		56.69	
12	55		REYNOLDS Joshua	2001		67.22	

(DNF: Did Not Finish, DSQ: Disqualified)

**TOTAL**

(B) List points of best 5 at start	212.16	
(A) List points of the best 5 to finish in top 10		233.38
(C) Race points of corresponding competitors		196.42
Calculated penalty (A + B - C) = 249.12 / 10	24.91	
Correction value (Z)	0.00	
Category adder	0.00	
Applied penalty	24.91	

Technical Delegate



**EASTERN REGION SNOWSPORTS ASSOCIATION 2018**

**Team Evolution ERSAs Hemel Summer League**

**Extended Slalom - Boys & Girls (U12's)**

**ERSA Summer League - Final Ranking**

Rank	Bib.	RegNo	Year	Cat	Rank	Name	====	Club	Run 1	Run 2	Time	Gap
<b>== Under 12/10/08 Girls ==</b>												
1	14	22892	2007	U12	(1)	TUTT Holly		SMK	13.05	* 12.78	<b>12.78</b>	
2	12	23945	2007	U12	(2)	SAUNDERS Katie		HEM	13.44	* 13.11	<b>13.11</b>	0.33
3	11	23929	2009	U10	(1)	MAGNANI Emily		HEM	14.13	* 13.72	<b>13.72</b>	0.94
3	1	23666	2008	U12	(3)	HOWESON Lucy		HEM	14.18	* 13.72	<b>13.72</b>	0.94
5	7		2007	U12	(4)	SARKAR Anna		ESX	* 14.05	14.93	<b>14.05</b>	1.27
6	21		2009	U10	(2)	PIETRZAK Amelia		ESX	14.96	* 14.45	<b>14.45</b>	1.67
7	8		2009	U10	(3)	WELSH Madeleine		VIK	17.07	* 15.89	<b>15.89</b>	3.11
8	26		2007	U12	(5)	LINCOLN Imogen		NOR	16.79	* 15.90	<b>15.90</b>	3.12
9	13		2007	U12	(6)	LAST Isabelle		NOR	16.64	* 15.94	<b>15.94</b>	3.16
10	27		2007	U12	(7)	GIBBS Heidi		NOR	16.96	* 16.02	<b>16.02</b>	3.24
11	32		2009	U10	(4)	TRESIDDER Freya		VIK	17.42	* 16.11	<b>16.11</b>	3.33
12	16		2007	U12	(8)	KINGE Lucy		NOR	17.71	* 16.74	<b>16.74</b>	3.96
13	30		2011	U08	(1)	FLITTON Lily		HEM	* 17.11	17.36	<b>17.11</b>	4.33

**Did Not Start - Run 1 (6)**

3			2007	U12		COZENS Zoe		NOR	DNS	DNS		
33			2008	U12		CONNOLD Jemima		WGC	DNS	DNS		
36			2008	U12		MURRAY Catheine		SMK	DNS	DNS		
38			2010	U10		DAVIES Darcy		SUR	DNS	DNS		
40			2010	U10		JAKINS Ella		SUR	DNS	DNS		
44			2012	U08		DAVIES Giselle		ALP	DNS	DNS		

**Did Not Start - Run 2 (6)**

3			2007	U12		COZENS Zoe		NOR	DNS	DNS		
33			2008	U12		CONNOLD Jemima		WGC	DNS	DNS		
36			2008	U12		MURRAY Catheine		SMK	DNS	DNS		
38			2010	U10		DAVIES Darcy		SUR	DNS	DNS		
40			2010	U10		JAKINS Ella		SUR	DNS	DNS		
44			2012	U08		DAVIES Giselle		ALP	DNS	DNS		

**== Under 12/10/08 Boys ==**












1	5		2007	U12	(1)	PIETRZAK Maximilian		ESX	13.44	* 12.94	<b>12.94</b>	
2	10	23655	2008	U12	(2)	PARKER Alfie		HEM	13.47	* 13.02	<b>13.02</b>	0.08
3	43	23964	2008	U12	(3)	MESSINGER Grant		SMK	* 13.33	13.45	<b>13.33</b>	0.39
4	9		2007	U12	(4)	VERGANI Alberto		HEM	14.08	* 13.62	<b>13.62</b>	0.68
5	2	23557	2007	U12	(5)	MITCHELL Kieran		NOR	14.27	* 14.02	<b>14.02</b>	1.08
6	4		2009	U10	(1)	BLACKWELL Jasper		TAL	14.72	* 14.27	<b>14.27</b>	1.33

## EASTERN REGION SNOWSPORTS ASSOCIATION 2018









## Team Evolution ERSA Hemel Summer League

## Extended Slalom - Boys &amp; Girls (U12's)









## ERSA Summer League - Final Ranking

Rank	Bib.	RegNo	Year	Cat	Rank	Name	====	Club	Run 1	Run 2	Time	Gap
7	19		2009	U10	(2)	CUTHBERT Adam Richard		SMK	15.37	* 14.47	<b>14.47</b>	1.53
8	41		2010	U10	(3)	DODD Milo		HEM	* 14.64	37.15	<b>14.64</b>	1.70
9	23		2007	U12	(6)	WEBB Joshua		ESX	17.37	* 14.93	<b>14.93</b>	1.99
10	17		2009	U10	(4)	HARTNELL Sonny		NOR	16.37	* 15.33	<b>15.33</b>	2.39
11	34		2009	U10	(5)	ENDERSBY Myles		EVO	28.06	* 15.37	<b>15.37</b>	2.43
12	31		2010	U10	(6)	KARWICKI Hugo		HEM	* 15.58	15.66	<b>15.58</b>	2.64
13	18		2010	U10	(7)	KINGE Jacob		NOR	16.64	* 15.99	<b>15.99</b>	3.05
14	29		2009	U10	(8)	HARTNELL Freddy		NOR	16.77	* 16.47	<b>16.47</b>	3.53
15	25		2010	U10	(9)	LAST William		NOR	17.04	* 16.50	<b>16.50</b>	3.56
16	20		2008	U12	(7)	GIBBS Evan		NOR	* 16.76	16.80	<b>16.76</b>	3.82
17	28		2007	U12	(8)	FORDE - POGSON Hayden		NOR	* 17.60	17.63	<b>17.60</b>	4.66

## Did Not Start - Run 1 (8)

6	23961	2007	U12		DUCKENFIELD Jack		HEM	DNS	DNS		
15		2007	U12		GODLEY Benedict		WGC	DNS	DNS		
22		2007	U12		LYTHELL Austin		NOR	DNS	DNS		
24		2008	U12		STEVENS Brook		HEM	DNS	DNS		
35		2011	U08		CROFT Alfie		NOR	DNS	DNS		
37		2010	U10		GIBSON Alexander		SMK	DNS	DNS		
39		2007	U12		FIDLER Samuel		HEM	DNS	DNS		
42		2009	U10		CROFT Harry		NOR	DNS	DNS		

## Did Not Start - Run 2 (8)

6	23961	2007	U12		DUCKENFIELD Jack		HEM	DNS	DNS		
15		2007	U12		GODLEY Benedict		WGC	DNS	DNS		
22		2007	U12		LYTHELL Austin		NOR	DNS	DNS		
24		2008	U12		STEVENS Brook		HEM	DNS	DNS		
35		2011	U08		CROFT Alfie		NOR	DNS	DNS		
37		2010	U10		GIBSON Alexander		SMK	DNS	DNS		
39		2007	U12		FIDLER Samuel		HEM	DNS	DNS		
42		2009	U10		CROFT Harry		NOR	DNS	DNS		



## EASTERN REGION SNOWSPORTS ASSOCIATION 2018

### Team Evolution ERSa Hemel Summer League

#### Extended Slalom - Male & Female

#### ERSA Summer League - Final Ranking

Rank	Bib.	RegNo	Year	Cat	Rank	Name	====	Club	Run 1	Run 2	Time	Gap
<b>==ERSA Girls and Ladies ==</b>												
1	6	23246	2003	U16	(1)	WARNE Charlotte		HEM	12.06	* 11.74	<b>11.74</b>	
2	13		2002	U18	(1)	STEVENS Lilyella		HEM	12.63	* 12.40	<b>12.40</b>	0.66
3	8	23273	2005	U14	(1)	PARKER Abbie		HEM	13.00	* 12.60	<b>12.60</b>	0.86
4	1	24938	1985	SM1	(1)	DEDECJUS Anna		HEM	12.92	* 12.68	<b>12.68</b>	0.94
5	11	22938	2006	U14	(2)	HOWESON Olivia		HEM	12.89	* 12.80	<b>12.80</b>	1.06
6	12	22943	1999	U21	(1)	BLYTH Charlotte		HEM	* 12.87	12.89	<b>12.87</b>	1.13
7	15		1992	SM1	(2)	BOWEN Catriona		NOR	13.67	* 13.06	<b>13.06</b>	1.32
8	7	22930	2006	U14	(3)	BLACKWELL Lucy		TAL	13.47	* 13.12	<b>13.12</b>	1.38
9	5	20337	2001	U18	(2)	SKIPPER Megan		NOR	16.41	* 13.31	<b>13.31</b>	1.57
10	18		2000	U21	(2)	BRADLEY Lydia		HEM	13.85	* 13.38	<b>13.38</b>	1.64
11	19	22900	2005	U14	(4)	ARLOTT Holly		SMK	13.68	* 13.44	<b>13.44</b>	1.70
12	3	20742	1971	MA2	(1)	SAMPSON Melissa		NOR	14.06	* 13.52	<b>13.52</b>	1.78
13	16		2005	U14	(5)	STEVENS Cordelia		HEM	* 13.56	13.91	<b>13.56</b>	1.82
14	17		2006	U14	(6)	FLITTON Zoe		HEM	14.11	* 13.68	<b>13.68</b>	1.94
15	9	24891	2004	U16	(2)	VENABLES Felicity		VIK	14.43	* 14.23	<b>14.23</b>	2.49
16	25		2001	U18	(3)	TURNER Madeline		HEM	14.62	* 14.46	<b>14.46</b>	2.72
17	20		2001	U18	(4)	SMITH Hannah		NOR	15.27	* 15.04	<b>15.04</b>	3.30
18	29		2005	U14	(7)	MOUNTAIN Lizzie		HEM	16.05	* 15.79	<b>15.79</b>	4.05
19	27		2001	U18	(5)	ELPHICK Isabel		ESX	16.33	* 16.00	<b>16.00</b>	4.26
20	26	24893	2006	U14	(8)	VENABLES Phoebe		VIK	16.37	* 16.13	<b>16.13</b>	4.39
21	23		2002	U18	(6)	POUNDALL Anya		NOR	17.49	* 17.17	<b>17.17</b>	5.43
22	32		1967	MA3	(1)	KERBYSON Sue		SMK	18.17	* 17.41	<b>17.41</b>	5.67
23	33		1970	MA2	(2)	HARRISON Anna		HEM	18.97	* 18.11	<b>18.11</b>	6.37

#### Did Not Start - Run 1 (11)

2		2003	U16			GROSE Elise		NOR	DNS	DNS		
4	22983	2002	U18			BLYTH Helena		HEM	DNS	DNS		
10	24065	2005	U14			LINCOLN Isabel		NOR	DNS	DNS		
14	24069	2005	U14			SCOTT-AMOS Beth		NOR	DNS	DNS		
21		2005	U14			CONNOLD Rosie		WGC	DNS	DNS		
22		2004	U16			PERRIS Harriet		HEM	DNS	DNS		
24	21719	2003	U16			THOMAS Sophie		HEM	DNS	DNS		
28		2004	U16			MCGROARTY Olivia		HEM	DNS	DNS		
30	25102	2006	U14			SMITH Jemma		HEM	DNS	DNS		
31	25103	2006	U14			SMITH Aimee		HEM	DNS	DNS		
34	21897	2002	U18			MARTIN Lily		ESX	DNS	DNS		

#### Did Not Start - Run 2 (11)










2		2003	U16			GROSE Elise		NOR	DNS	DNS		
4	22983	2002	U18			BLYTH Helena		HEM	DNS	DNS		

## EASTERN REGION SNOWSPORTS ASSOCIATION 2018

## Team Evolution ERSA Hemel Summer League

## Extended Slalom - Male &amp; Female

## ERSA Summer League - Final Ranking

Rank	Bib.	RegNo	Year	Cat	Rank	Name	====	Club	Run 1	Run 2	Time	Gap
	10	24065	2005	U14		LINCOLN Isabel		NOR	DNS	DNS		
	14	24069	2005	U14		SCOTT-AMOS Beth		NOR	DNS	DNS		
	21		2005	U14		CONNOLD Rosie		WGC	DNS	DNS		
	22		2004	U16		PERRIS Harriet		HEM	DNS	DNS		
	24	21719	2003	U16		THOMAS Sophie		HEM	DNS	DNS		
	28		2004	U16		MCGROARTY Olivia		HEM	DNS	DNS		
	30	25102	2006	U14		SMITH Jemma		HEM	DNS	DNS		
	31	25103	2006	U14		SMITH Aimee		HEM	DNS	DNS		
	34	21897	2002	U18		MARTIN Lily		ESX	DNS	DNS		

## ==ERSA Boys and Men ==






1	58	4899	1985	SM1	(1)	MANNS William		EVO	11.51	* 11.48	11.48	
2	52	21194	2003	U16	(1)	NEWTON Charlie		HEM	12.07	* 12.05	12.05	0.57
3	63		2003	U16	(2)	TURNER Alfie		HEM	12.31	* 12.16	12.16	0.68
4	57	20766	2001	U18	(1)	HUMPHREYS Charles		HEM	12.39	* 12.17	12.17	0.69
5	61	21213	2004	U16	(3)	METHERINGHAM Zachary		SMK	* 12.24	12.83	12.24	0.76
5	60	24443	2004	U16	(3)	MARSH Joel		NOR	12.56	* 12.24	12.24	0.76
7	71		2003	U16	(5)	DUFF Matthew		SMK	12.48	* 12.32	12.32	0.84
8	53	23185	2000	U21	(1)	STEWART Oliver		NOR	12.47	* 12.39	12.39	0.91
9	75		2003	U16	(6)	MCANALLY Ewan		TAL	12.52	* 12.42	12.42	0.94
10	79	21654	1982	SM1	(2)	IMAMZADE Murat		HEM	12.90	* 12.46	12.46	0.98
11	62	13217	1968	MA2	(1)	SHARP Anthony		HEM	12.71	* 12.49	12.49	1.01
12	55		2001	U18	(2)	REYNOLDS Joshua		NOR	13.17	* 12.51	12.51	1.03
13	65	24084	1967	MA3	(1)	KING Alistair		HEM	12.88	* 12.55	12.55	1.07
14	68	23818	2005	U14	(1)	TEMPLE Frederick		NOR	16.33	* 12.57	12.57	1.09
15	86		2003	U16	(7)	WHITFORD Cooper		HEM	12.98	* 12.71	12.71	1.23
16	56	21604	2005	U14	(2)	OGDEN Alex		NOR	13.02	* 12.73	12.73	1.25
17	51		2003	U16	(8)	ALGER James		NOR	13.08	* 12.75	12.75	1.27
18	73	22059	2006	U14	(3)	DADE Jake		NOR	13.22	* 12.81	12.81	1.33
19	83	23247	2005	U14	(4)	WARNE Ben		HEM	13.18	* 12.90	12.90	1.42
20	108		2006	U14	(5)	DUNN Samuel		SMK	13.05	* 13.00	13.00	1.52
21	92	24133	2006	U14	(6)	PHILLIPS Daniel		HEM	13.43	* 13.14	13.14	1.66
22	74		1957	MA4	(1)	SUZUKI Masahiro		HEM	* 13.15	13.27	13.15	1.67
23	76	24227	2006	U14	(7)	HADINGHAM Alex		NOR	13.54	* 13.25	13.25	1.77
24	105		2005	U14	(8)	SMITH Niccolo		HEM	13.99	* 13.26	13.26	1.78
25	64		1964	MA3	(2)	THOMSON Stewart		VIK	13.51	* 13.49	13.49	2.01
26	77		1972	MA2	(2)	WALKINGTON Stuart		HEM	* 13.57	DSQ	13.57	2.09
27	69		2005	U14	(9)	MONTGOMERY Freddie		NOR	14.20	* 13.66	13.66	2.18
28	95		1966	MA3	(3)	MORGAN Robert		HEM	14.06	* 13.72	13.72	2.24
29	90		2006	U14	(10)	PENNECK Alexander		ESX	DSQ	* 13.83	13.83	2.35
30	78	24015	1960	MA3	(4)	CAMPBELL Stephen		HEM	* 14.19	14.33	14.19	2.71
31	102		1977	MA2	(3)	WOODWARD Iain		HEM	15.03	* 14.28	14.28	2.80
32	81		2004	U16	(9)	CANNING Thomas		NOR	47.49	* 14.36	14.36	2.88
33	87		2005	U14	(11)	THOMSON Kai		VIK	14.96	* 14.50	14.50	3.02
34	84		1966	MA3	(5)	GARRETT Mike		NOR	14.93	* 14.57	14.57	3.09
35	82		1971	MA2	(4)	KINGE Blane		NOR	15.76	* 14.64	14.64	3.16
36	72	22138	1987	SM1	(3)	BELLAMY Edward		NOR	* 14.88	14.88	14.88	3.40
37	96		1997	SM1	(4)	PATTERSON Greg		HEM	* 15.31	15.32	15.31	3.83
38	106		2005	U14	(12)	COOMBS Jacob		WGC	15.88	* 15.48	15.48	4.00

## EASTERN REGION SNOWSPORTS ASSOCIATION 2018


















## Team Evolution ERSA Hemel Summer League

## Extended Slalom - Male &amp; Female

## ERSA Summer League - Final Ranking

Rank	Bib.	RegNo	Year	Cat	Rank	Name	====	Club	Run 1	Run 2	Time	Gap
39	97		1957	MA4	(2)	PENNECK Jeffrey		ESX	16.36	* 16.09	16.09	4.61
40	94		1956	MA4	(3)	BRADLEY Stephen		HEM	16.75	* 16.27	16.27	4.79
41	99		2005	U14	(13)	COOMBS Isaac		WGC	16.60	* 16.45	16.45	4.97
42	91	8713	1959	MA3	(6)	CLARKE Christopher		HEM	* 16.93	17.27	16.93	5.45
43	107		1964	MA3	(7)	COOMBES Steve		WGC	* 35.19	DNS	35.19	23.71

















## Did Not Start - Run 1 (17)

54	20884	2003	U16		THOMPSON Joseph		NOR	DNS	DNS		
59	21218	1998	U21		BRESKAL Bailey		WGC	DNS	DNS		
66		1998	U21		SYDER James		NOR	DNS	DNS		
67	18665	1967	MA3		SYDER Mark		NOR	DNS	DNS		
70	23311	2003	U16		FULLER Joshua		SMK	DNS	DNS		
80		2004	U16		DAVIES Ben		NOR	DNS	DNS		
85	24390	2004	U16		LEWIS Hal		HEM	DNS	DNS		
88		2006	U14		COZENS Samual		NOR	DNS	DNS		
89	22088	2003	U16		FAIRFULL Max		HEM	DNS	DNS		
93	41974	1960	MA3		THOMAS Pat		HEM	DNS	DNS		
98		2002	U18		TUDOR James		WGC	DNS	DNS		
100	25101	1965	MA3		SMITH Jeremy		HEM	DNS	DNS		
101		2005	U14		PERRIN JOHNSTON Finlay		HEM	DNS	DNS		
103		2006	U14		SCOTT Thomas		HEM	DNS	DNS		
104	23962	2006	U14		PILLAY Callum		HEM	DNS	DNS		
109		1963	MA3		PODKOWINSKI Krzysztof		SMK	DNS	DNS		
110		2006	U14		LAWLEY Rufus		HEM	DNS	DNS		

## Disqualified - Run 1 (1)

90		2006	U14		PENNECK Alexander		ESX	DSQ	* 13.83		
----	--	------	-----	--	-------------------	---	-----	-----	---------	--	--

## Did Not Start - Run 2 (18)

54	20884	2003	U16		THOMPSON Joseph		NOR	DNS	DNS		
59	21218	1998	U21		BRESKAL Bailey		WGC	DNS	DNS		
66		1998	U21		SYDER James		NOR	DNS	DNS		
67	18665	1967	MA3		SYDER Mark		NOR	DNS	DNS		
70	23311	2003	U16		FULLER Joshua		SMK	DNS	DNS		
80		2004	U16		DAVIES Ben		NOR	DNS	DNS		
85	24390	2004	U16		LEWIS Hal		HEM	DNS	DNS		
88		2006	U14		COZENS Samual		NOR	DNS	DNS		
89	22088	2003	U16		FAIRFULL Max		HEM	DNS	DNS		
93	41974	1960	MA3		THOMAS Pat		HEM	DNS	DNS		
98		2002	U18		TUDOR James		WGC	DNS	DNS		
100	25101	1965	MA3		SMITH Jeremy		HEM	DNS	DNS		
101		2005	U14		PERRIN JOHNSTON Finlay		HEM	DNS	DNS		
103		2006	U14		SCOTT Thomas		HEM	DNS	DNS		
104	23962	2006	U14		PILLAY Callum		HEM	DNS	DNS		
107		1964	MA3		COOMBES Steve		WGC	* 35.19	DNS		
109		1963	MA3		PODKOWINSKI Krzysztof		SMK	DNS	DNS		
110		2006	U14		LAWLEY Rufus		HEM	DNS	DNS		

## Disqualified - Run 2 (1)

77		1972	MA2		WALKINGTON Stuart		HEM	* 13.57	DSQ		
----	--	------	-----	--	-------------------	---	-----	---------	-----	--	--

**EASTERN REGION SNOWSPORTS ASSOCIATION 2018**

**Team Evolution ERSA Hemel Summer League**

**Extended Slalom - Male & Female**

**ERSA Summer League - Final Ranking**