



**EASTERN REGION SNOWSPORTS ASSOCIATION**  
**SKI CHAMPIONSHIPS 2018 (Welwyn)**  
Special Slalom - U12's (Girls & Boys)  
ERSA Championships - Final Ranking (Welwyn)



Rank	Bib. No	Year	Cat	Name	Club	Run 1	Run 2	Run 3	Time	Gap
------	---------	------	-----	------	------	-------	-------	-------	------	-----

**=== ERS Under 08 Girls ===**

1	26	2012	U08	GREEN Isis	NOR	15.81	15.73	15.93	<b>31.54</b>	
2	25	2012	U08	ANDERSON Esme	VIK	16.11	15.47	16.19	<b>31.58</b>	0.04

**=== ERS Under 10 Girls ===**

1	15	2009	U10	PIETRZAK Amelia	ESX	12.75	12.64	12.45	<b>25.09</b>	
2	24	2009	U10	GREEN Tallulah	NOR	14.68	14.50	15.00	<b>29.18</b>	4.09

**Did Not Start - Run 1 (1)**

9	23929	2009	U10	MAGNANI Emily	HEM	DNS	DNS	DNS		
---	-------	------	-----	---------------	-----	-----	-----	-----	--	--

**Did Not Start - Run 2 (1)**

9	23929	2009	U10	MAGNANI Emily	HEM	DNS	DNS	DNS		
---	-------	------	-----	---------------	-----	-----	-----	-----	--	--

**Did Not Start - Run 3 (1)**

9	23929	2009	U10	MAGNANI Emily	HEM	DNS	DNS	DNS		
---	-------	------	-----	---------------	-----	-----	-----	-----	--	--

**=== ERS Under 10 Boys ===**

1	2	2009	U10	BLACKWELL Jasper	TAL	12.18	11.80	11.81	<b>23.61</b>	
2	3	2009	U10	HARTNELL Sonny	NOR	12.62	12.53	12.62	<b>25.15</b>	1.54
3	13	2010	U10	KINGE Jacob	NOR	13.29	13.39	13.02	<b>26.31</b>	2.70
4	23	2009	U10	ENDERSBY Myles	EVO	13.75	13.49	13.33	<b>26.82</b>	3.21
5	22	2009	U10	HARTNELL Freddy	NOR	14.57	14.41	14.26	<b>28.67</b>	5.06
6	33	2009	U10	HIBBLE Benji	VIK	15.57	15.04	15.27	<b>30.31</b>	6.70

**Did Not Start - Run 1 (1)**

29		2010	U10	LANE-WATKINS Sebastian	ESX	DNS	DNS	DNS		
----	--	------	-----	------------------------	-----	-----	-----	-----	--	--

**Did Not Start - Run 2 (1)**

29		2010	U10	LANE-WATKINS Sebastian	ESX	DNS	DNS	DNS		
----	--	------	-----	------------------------	-----	-----	-----	-----	--	--

**Did Not Start - Run 3 (1)**











29		2010	U10	LANE-WATKINS Sebastian	ESX	DNS	DNS	DNS		
----	--	------	-----	------------------------	-----	-----	-----	-----	--	--

## EASTERN REGION SNOWSPORTS ASSOCIATION

## SKI CHAMPIONSHIPS 2018 (Welwyn)

## Special Slalom - U12's (Girls &amp; Boys)

## ERSA Championships - Final Ranking (Welwyn)

Rank	Bib. No	Year	Cat	Name	====	Club	Run 1	Run 2	Run 3	Time	Gap
<b>=== ERS Under 12 Girls ===</b>											
1	8	23945	2007	U12		HEM	11.01	10.96	11.20	<b>21.97</b>	
2	10		2007	U12		ESX	11.44	11.12	10.94	<b>22.06</b>	0.09
3	5	23666	2008	U12		HEM	11.66	11.85	11.61	<b>23.27</b>	1.30
4	11	24038	2007	U12		NOR	11.60	1:16.59	11.70	<b>23.30</b>	1.33
5	27	23258	2008	U12		CHT	12.22	12.68	12.48	<b>24.70</b>	2.73
6	14		2007	U12		NOR	12.81	13.03	12.77	<b>25.58</b>	3.61
7	34	25231	2008	U12		CHT	14.24	13.61	13.47	<b>27.08</b>	5.11
8	21		2007	U12		NOR	15.27	13.81	13.43	<b>27.24</b>	5.27
9	19		2007	U12		NOR	13.88	13.83	13.42	<b>27.25</b>	5.28
10	17		2007	U12		NOR	13.93	14.20	14.07	<b>28.00</b>	6.03

**=== ERS Under 12 Boys ===**

1	4	23557	2007	U12		NOR	11.08	11.41	10.82	<b>21.90</b>	
2	32	22673	2007	U12		CHT	11.14	11.22	11.04	<b>22.18</b>	0.28
3	1	24073	2007	U12		VIK	11.63	11.48	11.38	<b>22.86</b>	0.96
4	12		2007	U12		WGC	12.35	11.81	11.87	<b>23.68</b>	1.78
5	28		2007	U12		ESX	12.14	12.10	13.17	<b>24.24</b>	2.34
6	6		2007	U12		VIK	12.55	12.33	12.27	<b>24.60</b>	2.70
7	18		2008	U12		NOR	12.77	12.82	12.46	<b>25.23</b>	3.33
8	30		2007	U12		ESX	12.93	40.81	12.61	<b>25.54</b>	3.64
9	16		2008	U12		NOR	DNF	13.37	13.52	<b>26.89</b>	4.99
10	7		2007	U12		ESX	17.33	11.53	DNF	<b>28.86</b>	6.96
11	31		2007	U12		WGC	15.77	15.63	15.89	<b>31.40</b>	9.50

**Did Not Start - Run 1 (1)**

20		2008	U12	WEST Haydn		WGC	DNS	DNS	DNS		
----	--	------	-----	------------	---	-----	-----	-----	-----	--	--

**Did Not Finish - Run 1 (1)**

16		2008	U12	GIBBS Evan		NOR	DNF	13.37	13.52		
----	--	------	-----	------------	---	-----	-----	-------	-------	--	--

**Did Not Start - Run 2 (1)**

20		2008	U12	WEST Haydn		WGC	DNS	DNS	DNS		
----	--	------	-----	------------	---	-----	-----	-----	-----	--	--

**Did Not Start - Run 3 (1)**

20		2008	U12	WEST Haydn		WGC	DNS	DNS	DNS		
----	--	------	-----	------------	---	-----	-----	-----	-----	--	--

**Did Not Finish - Run 3 (1)**

7		2007	U12	PIETRZAK Maximilian		ESX	17.33	11.53	DNF		
---	--	------	-----	---------------------	---	-----	-------	-------	-----	--	--

Technical Delegate



**EASTERN REGION SNOWSPORTS ASSOCIATION**

**SKI CHAMPIONSHIPS 2018 (Welwyn)**

**Special Slalom - U12's (Girls & Boys)**

**ERSA Championships - PLASTIC - Final Ranking**



Rank	Bib.	RegNo	Year	Cat	(Rank Name)	====	Club	Run 1	Run 2	Run 3	Time	Gap	Points	Perf.
<b>==ERSA Girls and Ladies ==</b>														
1	8	23945	2007	U12 (1)	SAUNDERS Katie		HEM	* 11.01	* 10.96	11.20	<b>21.97</b>		0.00	+ 16.45
2	10		2007	U12 (2)	SARKAR Anna		ESX	11.44	* 11.12	* 10.94	<b>22.06</b>	0.09	2.95	- 16.92
3	5	23666	2008	U12 (3)	HOWESON Lucy		HEM	* 11.66	11.85	* 11.61	<b>23.27</b>	1.30	42.60	+ 8.29
4	11	24038	2007	U12 (4)	BUSHELL Grace		NOR	* 11.60	1:16.59	* 11.70	<b>23.30</b>	1.33	43.59	+ 60.92
5	27	23258	2008	U12 (5)	BUNTON Aimee		CHT	* 12.22	12.68	* 12.48	<b>24.70</b>	2.73	89.47	+ 32.97
6	15		2009	U10 (1)	PIETRZAK Amelia		ESX	12.75	* 12.64	* 12.45	<b>25.09</b>	3.12	102.25	- 7.94
7	14		2007	U12 (6)	KINGE Lucy		NOR	* 12.81	13.03	* 12.77	<b>25.58</b>	3.61	118.31	+ 4.12
8	34	25231	2008	U12 (7)	WOOD Freya		CHT	14.24	* 13.61	* 13.47	<b>27.08</b>	5.11	167.46	-
9	21		2007	U12 (8)	MONTGOMERY Isobel		NOR	15.27	* 13.81	* 13.43	<b>27.24</b>	5.27	172.71	- 48.45
10	19		2007	U12 (9)	GIBBS Heidi		NOR	13.88	* 13.83	* 13.42	<b>27.25</b>	5.28	173.04	- 2.06
11	17		2007	U12 (10)	LINCOLN Imogen		NOR	* 13.93	14.20	* 14.07	<b>28.00</b>	6.03	197.61	+ 25.07
12	24		2009	U10 (2)	GREEN Tallulah		NOR	* 14.68	* 14.50	15.00	<b>29.18</b>	7.21	236.29	- 104.68
13	26		2012	U08 (1)	GREEN Isis		NOR	* 15.81	* 15.73	15.93	<b>31.54</b>	9.57	313.63	- 185.65
14	25		2012	U08 (2)	ANDERSON Esme		VIK	* 16.11	* 15.47	16.19	<b>31.58</b>	9.61	314.94	- 52.67

**Did Not Start - Run 1 (1)**

9	23929	2009	U10	MAGNANI Emily		HEM	DNS	DNS	DNS					
---	-------	------	-----	---------------	--	-----	-----	-----	-----	--	--	--	--	--

**Did Not Start - Run 2 (1)**

9	23929	2009	U10	MAGNANI Emily		HEM	DNS	DNS	DNS					
---	-------	------	-----	---------------	--	-----	-----	-----	-----	--	--	--	--	--

**Did Not Start - Run 3 (1)**

9	23929	2009	U10	MAGNANI Emily		HEM	DNS	DNS	DNS					
---	-------	------	-----	---------------	--	-----	-----	-----	-----	--	--	--	--	--

**== ERSAs Boys and Men ==**

1	4	23557	2007	U12 (1)	MITCHELL Kieran		NOR	* 11.08	11.41	* 10.82	<b>21.90</b>		0.00	+ 38.70
2	32	22673	2007	U12 (2)	ATKINSON Liam		CHT	* 11.14	11.22	* 11.04	<b>22.18</b>	0.28	9.21	+ 2.36
3	1	24073	2007	U12 (3)	WOOD George		VIK	11.63	* 11.48	* 11.38	<b>22.86</b>	0.96	31.56	+ 4.06
4	2		2009	U10 (1)	BLACKWELL Jasper		TAL	12.18	* 11.80	* 11.81	<b>23.61</b>	1.71	56.22	+ 7.97
5	12		2007	U12 (4)	GODLEY Benedict		WGC	12.35	* 11.81	* 11.87	<b>23.68</b>	1.78	58.52	- 16.99
6	28		2007	U12 (5)	COOPER Charlie		ESX	* 12.14	* 12.10	13.17	<b>24.24</b>	2.34	76.93	- 21.33
7	6		2007	U12 (6)	FRANCIS Jude		VIK	12.55	* 12.33	* 12.27	<b>24.60</b>	2.70	88.77	+ 5.64
8	3		2009	U10 (2)	HARTNELL Sonny		NOR	* 12.62	* 12.53	12.62	<b>25.15</b>	3.25	106.85	+ 35.86
9	18		2008	U12 (7)	GREEN Johnny		NOR	* 12.77	12.82	* 12.46	<b>25.23</b>	3.33	109.48	- 41.48
10	30		2007	U12 (8)	SAUNDERS Rhys		ESX	* 12.93	40.81	* 12.61	<b>25.54</b>	3.64	119.67	- 34.41
11	13		2010	U10 (3)	KINGE Jacob		NOR	* 13.29	13.39	* 13.02	<b>26.31</b>	4.41	144.99	+ 44.00
12	23		2009	U10 (4)	ENDERSBY Myles		EVO	13.75	* 13.49	* 13.33	<b>26.82</b>	4.92	161.75	- 119.29
13	16		2008	U12 (9)	GIBBS Evan		NOR	DNF	* 13.37	* 13.52	<b>26.89</b>	4.99	164.05	+ 57.48
14	22		2009	U10 (5)	HARTNELL Freddy		NOR	14.57	* 14.41	* 14.26	<b>28.67</b>	6.77	222.58	+ 17.56
15	7		2007	U12 (10)	PIETRZAK Maximilian		ESX	* 17.33	* 11.53	DNF	<b>28.86</b>	6.96	228.82	+ 211.55
16	33		2009	U10 (6)	HIBBLE Benji		VIK	15.57	* 15.04	* 15.27	<b>30.31</b>	8.41	276.49	+ 21.65

**EASTERN REGION SNOWSPORTS ASSOCIATION**  
**SKI CHAMPIONSHIPS 2018 (Welwyn)**  
**Special Slalom - U12's (Girls & Boys)**  
**ERSA Championships - PLASTIC - Final Ranking**

Rank	Bib.	RegNo	Year	Cat	(Rank Name	====	Club	Run 1	Run 2	Run 3	Time	Gap	Points	Perf.
17	31		2007	U12 (11)	CHILDS Scott		WGC	* 15.77	* 15.63	15.89	<b>31.40</b>	9.50	312.33	+ 50.48

**Did Not Start - Run 1 (2)**

20			2008	U12	WEST Haydn		WGC	DNS	DNS	DNS				
29			2010	U10	LANE-WATKINS Sebastian		ESX	DNS	DNS	DNS				

**Did Not Finish - Run 1 (1)**

16			2008	U12	GIBBS Evan		NOR	DNF	* 13.37	* 13.52				
----	--	--	------	-----	------------	---	-----	-----	---------	---------	--	--	--	--

**Did Not Start - Run 2 (2)**

20			2008	U12	WEST Haydn		WGC	DNS	DNS	DNS				
29			2010	U10	LANE-WATKINS Sebastian		ESX	DNS	DNS	DNS				

**Did Not Start - Run 3 (2)**

20			2008	U12	WEST Haydn		WGC	DNS	DNS	DNS				
29			2010	U10	LANE-WATKINS Sebastian		ESX	DNS	DNS	DNS				

**Did Not Finish - Run 3 (1)**

7			2007	U12	PIETRZAK Maximilian		ESX	* 17.33	* 11.53	DNF				
---	--	--	------	-----	---------------------	---	-----	---------	---------	-----	--	--	--	--



**EASTERN REGION SNOWSPORTS ASSOCIATION**  
**SKI CHAMPIONSHIPS 2018 (Welwyn)**  
Special Slalom - Female & Male  
**ERSA Championships - Final Ranking (Welwyn)**



Rank	Bib. No	Year	Cat	Name	====	Club	Run 1	Run 2	Run 3	Time	Gap
------	---------	------	-----	------	------	------	-------	-------	-------	------	-----

**=== ERS Under 14 Girls ===**

1	81	22938	2006	U14	<b>HOWESON Olivia</b>		HEM	10.52	10.01	10.18	<b>20.19</b>	
2	82	24065	2005	U14	<b>LINCOLN Isabel</b>		NOR	11.15	DSQ	11.15	<b>22.30</b>	2.11
3	87	22937	2005	U14	<b>ALEY Lauren</b>		HEM	11.92	11.66	11.43	<b>23.09</b>	2.90
4	86	22930	2006	U14	<b>BLACKWELL Lucy</b>		TAL	11.60	DSQ	11.60	<b>23.20</b>	3.01
5	95		2006	U14	<b>GREEN Axel Rose</b>		NOR	12.80	12.26	12.53	<b>24.79</b>	4.60
6	92	24893	2006	U14	<b>VENABLES Phoebe</b>		VIK	13.11	12.81	12.79	<b>25.60</b>	5.41

**Did Not Start - Run 1 (2)**

	93		2005	U14	<b>MOUNTAIN Lizzie</b>		HEM	DNS	DNS	DNS		
	94		2005	U14	<b>BELL Matilda</b>		HEM	DNS	DNS	DNS		

**Did Not Start - Run 2 (2)**

	93		2005	U14	<b>MOUNTAIN Lizzie</b>		HEM	DNS	DNS	DNS		
	94		2005	U14	<b>BELL Matilda</b>		HEM	DNS	DNS	DNS		

**Disqualified - Run 2 (2)**

	82	24065	2005	U14	<b>LINCOLN Isabel</b>		NOR	11.15	DSQ	11.15		
	86	22930	2006	U14	<b>BLACKWELL Lucy</b>		TAL	11.60	DSQ	11.60		

**Did Not Start - Run 3 (2)**

	93		2005	U14	<b>MOUNTAIN Lizzie</b>		HEM	DNS	DNS	DNS		
	94		2005	U14	<b>BELL Matilda</b>		HEM	DNS	DNS	DNS		

**=== ERS Under 14 Boys ===**

1	178	21649	2005	U14	<b>BUNTON Ryan</b>		CHT	10.48	10.00	10.16	<b>20.16</b>	
2	149	22059	2006	U14	<b>DADE Jake</b>		NOR	10.55	10.41	10.25	<b>20.66</b>	0.50
3	163		2005	U14	<b>GREEN Oddy</b>		NOR	10.61	11.00	10.72	<b>21.33</b>	1.17
4	153		2005	U14	<b>MONTGOMERY Freddie</b>		NOR	11.11	10.83	10.60	<b>21.43</b>	1.27
5	152	24227	2006	U14	<b>HADINGHAM Alex</b>		NOR	10.89	10.82	10.87	<b>21.69</b>	1.53
6	167		2006	U14	<b>PENNECK Alexander</b>		ESX	11.09	11.06	11.28	<b>22.34</b>	2.18
7	180	23247	2005	U14	<b>WARNE Ben</b>		HEM	11.86	11.63	11.65	<b>23.28</b>	3.12
8	170		2005	U14	<b>THOMSON Kai</b>		VIK	12.35	12.09	11.82	<b>23.91</b>	3.75
9	164	24133	2006	U14	<b>PHILLIPS Daniel</b>		HEM	27.71	12.32	12.04	<b>24.36</b>	4.20
10	182	23784	2006	U14	<b>TOVARLAZA Oliver</b>		CHT	12.88	12.46	12.66	<b>25.12</b>	4.96
11	179		2005	U14	<b>PAGE-BROWNE Adam</b>		WGC	13.87	13.67	13.51	<b>27.18</b>	7.02

## EASTERN REGION SNOWSPORTS ASSOCIATION

## SKI CHAMPIONSHIPS 2018 (Welwyn)

## Special Slalom - Female &amp; Male

## ERSA Championships - Final Ranking (Welwyn)

Rank	Bib. No	Year	Cat	Name	====	Club	Run 1	Run 2	Run 3	Time	Gap
------	---------	------	-----	------	------	------	-------	-------	-------	------	-----







## Disqualified - Run 1 (1)

	157	23818	2005	U14	TEMPLE Frederick		NOR	DSQ	43.70	DSQ	
--	-----	-------	------	-----	------------------	---	-----	-----	-------	-----	--

## Disqualified - Run 3 (1)

	157	23818	2005	U14	TEMPLE Frederick		NOR	DSQ	43.70	DSQ	
--	-----	-------	------	-----	------------------	---	-----	-----	-------	-----	--

## === ERS Under 16 Girls ===

1	80	23246	2003	U16	WARNE Charlotte		HEM	10.89	10.62	10.36	<b>20.98</b>	
2	75	22179	2003	U16	HOLMES Abby		NOR	10.91	10.59	10.62	<b>21.21</b>	0.23
3	74	24891	2004	U16	VENABLES Felicity		VIK	11.08	11.04	11.08	<b>22.12</b>	1.14
4	88		2003	U16	GROSE Elise		NOR	11.78	11.56	11.59	<b>23.15</b>	2.17
5	89	24072	2004	U16	WOOD Caitlin		VIK	11.66	11.69	11.59	<b>23.25</b>	2.27
6	99		2003	U16	CUTHBERT Tia		VIK	14.47	14.13	13.97	<b>28.10</b>	7.12

## Did Not Start - Run 1 (1)

	85	21925	2003	U16	MCLEISH Emily		HEM	DNS	DNS	DNS	
--	----	-------	------	-----	---------------	---	-----	-----	-----	-----	--

## Disqualified - Run 1 (1)

	83	23492	2004	U16	HERRIES Olivia		HEM	DSQ	10.96	DNF	
--	----	-------	------	-----	----------------	---	-----	-----	-------	-----	--

## Did Not Start - Run 2 (1)

	85	21925	2003	U16	MCLEISH Emily		HEM	DNS	DNS	DNS	
--	----	-------	------	-----	---------------	---	-----	-----	-----	-----	--

## Disqualified - Run 2 (1)

	76		2003	U16	FRANCIS Mia		VIK	11.75	DSQ	DSQ	
--	----	--	------	-----	-------------	---	-----	-------	-----	-----	--

## Did Not Start - Run 3 (1)

	85	21925	2003	U16	MCLEISH Emily		HEM	DNS	DNS	DNS	
--	----	-------	------	-----	---------------	---	-----	-----	-----	-----	--

## Did Not Finish - Run 3 (1)

	83	23492	2004	U16	HERRIES Olivia		HEM	DSQ	10.96	DNF	
--	----	-------	------	-----	----------------	---	-----	-----	-------	-----	--

## Disqualified - Run 3 (1)

	76		2003	U16	FRANCIS Mia		VIK	11.75	DSQ	DSQ	
--	----	--	------	-----	-------------	---	-----	-------	-----	-----	--

## === ERS Under 16 Boys ===

1	132	20884	2003	U16	THOMPSON Joseph		NOR	9.58	9.48	9.45	<b>18.93</b>	
2	133	20748	2003	U16	DADE Tommy		NOR	DSQ	9.89	9.87	<b>19.76</b>	0.83
3	140	24443	2004	U16	MARSH Joel		NOR	10.17	9.89	9.89	<b>19.78</b>	0.85
4	145		2003	U16	ALGER James		NOR	10.58	10.27	10.41	<b>20.68</b>	1.75
5	185	20264	2003	U16	REIDY Thomas		HEM	11.01	10.89	10.78	<b>21.67</b>	2.74
6	165		2004	U16	DAVIES Ben		NOR	11.23	10.95	10.91	<b>21.86</b>	2.93
7	142	23349	2003	U16	BUSHELL George		NOR	DSQ	11.17	10.76	<b>21.93</b>	3.00

## EASTERN REGION SNOWSPORTS ASSOCIATION

## SKI CHAMPIONSHIPS 2018 (Welwyn)

## Special Slalom - Female &amp; Male

## ERSA Championships - Final Ranking (Welwyn)

Rank	Bib. No	Year	Cat	Name	====	Club	Run 1	Run 2	Run 3	Time	Gap
8	161	2004	U16	CANNING Thomas		NOR	11.50	11.20	10.86	<b>22.06</b>	3.13
9	148	2003	U16	TURNER Alfie		HEM	38.42	11.25	11.13	<b>22.38</b>	3.45

## Disqualified - Run 1 (2)

133	20748	2003	U16	DADE Tommy		NOR	DSQ	9.89	9.87		
142	23349	2003	U16	BUSHELL George		NOR	DSQ	11.17	10.76		

## === ERS Under 18 Ladies ===

1	77	21897	2002	U18	MARTIN Lily		ESX	10.19	10.19	10.13	<b>20.32</b>	
2	73	20337	2001	U18	SKIPPER Megan		NOR	10.49	10.35	10.23	<b>20.58</b>	0.26
3	98	20725	2002	U18	WARMINGTON Harriet		HEM	11.75	11.73	11.69	<b>23.42</b>	3.10
4	97	22983	2002	U18	BLYTH Helena		HEM	12.47	11.81	11.67	<b>23.48</b>	3.16
5	79		2002	U18	STEVENS Lilyella		HEM	12.23	DSQ	12.35	<b>24.58</b>	4.26
6	90		2001	U18	TURNER Madeline		HEM	13.53	13.10	13.03	<b>26.13</b>	5.81
7	91		2002	U18	POUNDALL Anya		NOR	13.68	13.54	13.43	<b>26.97</b>	6.65

## Disqualified - Run 2 (1)

79		2002	U18	STEVENS Lilyella		HEM	12.23	DSQ	12.35		
----	--	------	-----	------------------	--	-----	-------	-----	-------	--	--

## === ERS Under 18 Men ===

1	137	19855	2002	U18	BINGHAM Nicholas		ESX	9.62	9.63	9.54	<b>19.16</b>	
2	135		2002	U18	GOMEZ CLARKE Jamie		NOR	9.71	9.61	9.75	<b>19.36</b>	0.20
3	143	22164	2001	U18	LONGSTAFF Michael		WGC	10.32	DSQ	10.37	<b>20.69</b>	1.53
4	138	21196	2001	U18	URQUHART Colm		HEM	11.82	11.18	11.61	<b>22.79</b>	3.63
5	172		2002	U18	WRIGHT Aaron		SMK	DSQ	13.94	13.46	<b>27.40</b>	8.24

## Did Not Start - Run 1 (3)

158	23652	2002	U18	ROLFE Joshua		SMK	DNS	DNS	DNS		
173	24896	2002	U18	ROSE Tobias		NOR	DNS	DNS	DNS		
175		2002	U18	TUDOR James		WGC	DNS	DNS	DNS		

## Disqualified - Run 1 (1)

172		2002	U18	WRIGHT Aaron		SMK	DSQ	13.94	13.46		
-----	--	------	-----	--------------	---	-----	-----	-------	-------	--	--

## Did Not Start - Run 2 (3)

158	23652	2002	U18	ROLFE Joshua		SMK	DNS	DNS	DNS		
173	24896	2002	U18	ROSE Tobias		NOR	DNS	DNS	DNS		
175		2002	U18	TUDOR James		WGC	DNS	DNS	DNS		

## Disqualified - Run 2 (1)

143	22164	2001	U18	LONGSTAFF Michael		WGC	10.32	DSQ	10.37		
-----	-------	------	-----	-------------------	---	-----	-------	-----	-------	--	--

## Did Not Start - Run 3 (3)

158	23652	2002	U18	ROLFE Joshua		SMK	DNS	DNS	DNS		
-----	-------	------	-----	--------------	---	-----	-----	-----	-----	--	--

## EASTERN REGION SNOWSPORTS ASSOCIATION

## SKI CHAMPIONSHIPS 2018 (Welwyn)

## Special Slalom - Female &amp; Male

## ERSA Championships - Final Ranking (Welwyn)

Rank	Bib. No	Year	Cat	Name	====	Club	Run 1	Run 2	Run 3	Time	Gap
	173	24896	2002	U18		NOR	DNS	DNS	DNS		
	175		2002	U18		WGC	DNS	DNS	DNS		

## === ERSA Under 21 Ladies ===


## Did Not Start - Run 1 (1)

	71	22536	2000	U21		HEM	DNS	DNS	DNS		
--	----	-------	------	-----	---	-----	-----	-----	-----	--	--

## Did Not Start - Run 2 (1)

	71	22536	2000	U21		HEM	DNS	DNS	DNS		
--	----	-------	------	-----	---	-----	-----	-----	-----	--	--

## Did Not Start - Run 3 (1)

	71	22536	2000	U21		HEM	DNS	DNS	DNS		
--	----	-------	------	-----	---	-----	-----	-----	-----	--	--

## === ERSA Under 21 Men ===

1	136	22166	1999	U21		NOR	9.47	9.44	9.44	18.88	
2	139	23185	2000	U21		NOR	9.98	9.67	9.65	19.32	0.44
3	131	21723	2000	U21		NOR	9.70	9.59	9.85	19.44	0.56
4	155		1998	U21		NOR	11.26	11.10	11.57	22.67	3.79

## Did Not Start - Run 1 (1)

	181		1999	U21		WGC	DNS	DNS	DNS		
--	-----	--	------	-----	---	-----	-----	-----	-----	--	--

## Did Not Start - Run 2 (1)

	181		1999	U21		WGC	DNS	DNS	DNS		
--	-----	--	------	-----	---	-----	-----	-----	-----	--	--

## Did Not Start - Run 3 (1)

	181		1999	U21		WGC	DNS	DNS	DNS		
--	-----	--	------	-----	---	-----	-----	-----	-----	--	--

## === ERSA Senior/Masters 1 Ladies ===

1	72		1992	SM1		NOR	DSQ	11.86	11.53	23.39	
---	----	--	------	-----	---	-----	-----	-------	-------	-------	--

## Disqualified - Run 1 (1)

	72		1992	SM1		NOR	DSQ	11.86	11.53		
--	----	--	------	-----	---	-----	-----	-------	-------	--	--

## === ERSA Senior/Masters 1 Men ===

1	144	4899	1985	SM1		EVO	9.54	9.37	9.15	18.52	
---	-----	------	------	-----	---	-----	------	------	------	-------	--



## EASTERN REGION SNOWSPORTS ASSOCIATION

## SKI CHAMPIONSHIPS 2018 (Welwyn)

## Special Slalom - Female &amp; Male

## ERSA Championships - Final Ranking (Welwyn)

Rank	Bib. No	Year	Cat	Name	====	Club	Run 1	Run 2	Run 3	Time	Gap
------	---------	------	-----	------	------	------	-------	-------	-------	------	-----

## === ERSA Masters 2 Ladies ===

1	84	20742	1971	MA2	<b>SAMPSON Melissa</b>		NOR	11.61	11.65	11.75	<b>23.36</b>	
2	78		1970	MA2	<b>ANDERSON Beverley</b>		VIK	11.89	11.68	11.87	<b>23.55</b>	0.19

## Did Not Start - Run 1 (1)

	96		1969	MA2	<b>KERRIDGE Rachel</b>		VIK	DNS	DNS	DNS		
--	----	--	------	-----	------------------------	---	-----	-----	-----	-----	--	--

## Did Not Start - Run 2 (1)

	96		1969	MA2	<b>KERRIDGE Rachel</b>		VIK	DNS	DNS	DNS		
--	----	--	------	-----	------------------------	---	-----	-----	-----	-----	--	--

## Did Not Start - Run 3 (1)

	96		1969	MA2	<b>KERRIDGE Rachel</b>		VIK	DNS	DNS	DNS		
--	----	--	------	-----	------------------------	---	-----	-----	-----	-----	--	--

## === ERSA Masters 2 Men ===

1	146	24596	1974	MA2	<b>GARDNER Garedd</b>		ESX	10.82	10.77	10.45	<b>21.22</b>	
2	141	9129	1968	MA2	<b>URQUHART John</b>		HEM	11.36	10.69	10.70	<b>21.39</b>	0.17
3	134	13217	1968	MA2	<b>SHARP Anthony</b>		HEM	11.10	11.06	11.09	<b>22.15</b>	0.93
4	160		1971	MA2	<b>WOODHOUSE Jamie</b>		HEM	12.02	11.93	11.81	<b>23.74</b>	2.52
5	166		1971	MA2	<b>KINGE Blane</b>		NOR	12.73	DSQ	12.54	<b>25.27</b>	4.05
6	171	21942	1972	MA2	<b>LINCOLN Piers</b>		NOR	14.26	14.34	13.99	<b>28.25</b>	7.03

## Did Not Start - Run 1 (1)

	169		1973	MA2	<b>WOOD Andy</b>		VIK	DNS	DNS	DNS		
--	-----	--	------	-----	------------------	---	-----	-----	-----	-----	--	--

## Did Not Start - Run 2 (1)

	169		1973	MA2	<b>WOOD Andy</b>		VIK	DNS	DNS	DNS		
--	-----	--	------	-----	------------------	---	-----	-----	-----	-----	--	--



## Disqualified - Run 2 (1)

	166		1971	MA2	<b>KINGE Blane</b>		NOR	12.73	DSQ	12.54		
--	-----	--	------	-----	--------------------	---	-----	-------	-----	-------	--	--

## Did Not Start - Run 3 (1)

	169		1973	MA2	<b>WOOD Andy</b>		VIK	DNS	DNS	DNS		
--	-----	--	------	-----	------------------	---	-----	-----	-----	-----	--	--

## === ERSA Masters 3 Men ===

1	176	21626	1967	MA3	<b>ATKINSON Andrew</b>		CHT	DSQ	10.36	10.38	<b>20.74</b>	
2	150		1964	MA3	<b>THOMSON Stewart</b>		VIK	11.78	10.78	10.56	<b>21.34</b>	0.60
3	147	10596	1963	MA3	<b>BUNTON Paul</b>		HEM	11.03	10.84	10.77	<b>21.61</b>	0.87
4	154		1966	MA3	<b>HOLMES Peter</b>		NOR	11.16	11.15	10.96	<b>22.11</b>	1.37
5	156	18665	1967	MA3	<b>SYDER Mark</b>		NOR	11.61	11.31	11.24	<b>22.55</b>	1.81
6	151	24084	1967	MA3	<b>KING Alistair</b>		HEM	12.41	11.61	11.82	<b>23.43</b>	2.69
7	159	10372	1959	MA3	<b>ANDERSON Christopher</b>		VIK	DSQ	12.25	11.89	<b>24.14</b>	3.40
8	162	24015	1960	MA3	<b>CAMPBELL Stephen</b>		HEM	12.77	12.39	12.47	<b>24.86</b>	4.12
9	168		1966	MA3	<b>GARRETT Mike</b>		NOR	13.23	12.91	12.70	<b>25.61</b>	4.87

**EASTERN REGION SNOWSPORTS ASSOCIATION**  
**SKI CHAMPIONSHIPS 2018 (Welwyn)**  
**Special Slalom - Female & Male**  
**ERSA Championships - Final Ranking (Welwyn)**

Rank	Bib. No	Year	Cat	Name	====	Club	Run 1	Run 2	Run 3	Time	Gap
------	---------	------	-----	------	------	------	-------	-------	-------	------	-----

**Disqualified - Run 1 (2)**

	159	10372	1959	MA3	<b>ANDERSON Christopher</b>		VIK	DSQ	12.25	11.89	
	176	21626	1967	MA3	<b>ATKINSON Andrew</b>		CHT	DSQ	10.36	10.38	

**=== ERSA Masters 4 Men ===**

<b>1</b>	174		1951	MA4	<b>COOPER Douglas</b>		NOR	14.96	14.52	14.51	<b>29.03</b>	
<b>2</b>	177		1946	MA4	<b>COOPER Ron</b>		NOR	15.17	DSQ	15.44	<b>30.61</b>	1.58

**Disqualified - Run 2 (1)**

	177		1946	MA4	<b>COOPER Ron</b>		NOR	15.17	DSQ	15.44	
--	-----	--	------	-----	-------------------	---	-----	-------	-----	-------	--

Technical Delegate



**EASTERN REGION SNOWSPORTS ASSOCIATION**

**SKI CHAMPIONSHIPS 2018 (Welwyn)**

**Special Slalom - Female & Male**

**ERSA Championships - PLASTIC - Final Ranking**



Rank	Bib.	RegNo	Year	Cat	(Rank Name	====	Club	Run 1	Run 2	Run 3	Time	Gap	Points	Perf.
<b>==ERSA Girls and Ladies ==</b>														
1	81	22938	2006	U14	(1)		HEM	10.52	* 10.01	* 10.18	<b>20.19</b>		0.00	- 26.83
2	77	21897	2002	U18	(1)		ESX	10.19	* 10.19	* 10.13	<b>20.32</b>	0.13	4.64	+ 5.70
3	73	20337	2001	U18	(2)		NOR	10.49	* 10.35	* 10.23	<b>20.58</b>	0.39	13.91	+ 20.61
4	80	23246	2003	U16	(1)		HEM	10.89	* 10.62	* 10.36	<b>20.98</b>	0.79	28.17	+ 15.92
5	75	22179	2003	U16	(2)		NOR	10.91	* 10.59	* 10.62	<b>21.21</b>	1.02	36.37	+ 6.71
6	74	24891	2004	U16	(3)		VIK	11.08	* 11.04	* 11.08	<b>22.12</b>	1.93	68.83	+ 1.67
7	82	24065	2005	U14	(2)		NOR	* 11.15	DSQ	* 11.15	<b>22.30</b>	2.11	75.25	- 22.06
8	87	22937	2005	U14	(3)		HEM	11.92	* 11.66	* 11.43	<b>23.09</b>	2.90	103.42	- 10.21
9	88		2003	U16	(4)		NOR	11.78	* 11.56	* 11.59	<b>23.15</b>	2.96	105.56	- 11.95
10	86	22930	2006	U14	(4)		TAL	* 11.60	DSQ	* 11.60	<b>23.20</b>	3.01	107.34	+ 1.81
11	89	24072	2004	U16	(5)		VIK	* 11.66	11.69	* 11.59	<b>23.25</b>	3.06	109.12	- 38.79
12	84	20742	1971	MA2	(1)		NOR	* 11.61	11.65	* 11.75	<b>23.36</b>	3.17	113.05	+ 10.78
13	72		1992	SM1	(1)		NOR	DSQ	* 11.86	* 11.53	<b>23.39</b>	3.20	114.12	+ 23.37
14	98	20725	2002	U18	(3)		HEM	11.75	* 11.73	* 11.69	<b>23.42</b>	3.23	115.19	+ 12.72
15	97	22983	2002	U18	(4)		HEM	12.47	* 11.81	* 11.67	<b>23.48</b>	3.29	117.33	+ 38.87
16	78		1970	MA2	(2)		VIK	11.89	* 11.68	* 11.87	<b>23.55</b>	3.36	119.82	+ 61.42
17	79		2002	U18	(5)		HEM	* 12.23	DSQ	* 12.35	<b>24.58</b>	4.39	156.55	+ 96.79
18	95		2006	U14	(5)		NOR	12.80	* 12.26	* 12.53	<b>24.79</b>	4.60	164.04	- 326.28
19	92	24893	2006	U14	(6)		VIK	13.11	* 12.81	* 12.79	<b>25.60</b>	5.41	192.93	- 41.61
20	90		2001	U18	(6)		HEM	13.53	* 13.10	* 13.03	<b>26.13</b>	5.94	211.83	+ 19.50
21	91		2002	U18	(7)		NOR	13.68	* 13.54	* 13.43	<b>26.97</b>	6.78	241.78	+ 15.29
22	99		2003	U16	(6)		VIK	14.47	* 14.13	* 13.97	<b>28.10</b>	7.91	282.08	- 4.91

**Did Not Start - Run 1 (5)**

71	22536	2000	U21				HEM	DNS	DNS	DNS				
85	21925	2003	U16				HEM	DNS	DNS	DNS				
93		2005	U14				HEM	DNS	DNS	DNS				
94		2005	U14				HEM	DNS	DNS	DNS				
96		1969	MA2				VIK	DNS	DNS	DNS				

**Disqualified - Run 1 (2)**

72		1992	SM1				NOR	DSQ	* 11.86	* 11.53				
83	23492	2004	U16				HEM	DSQ	* 10.96	DNF				

**Did Not Start - Run 2 (5)**

71	22536	2000	U21				HEM	DNS	DNS	DNS				
85	21925	2003	U16				HEM	DNS	DNS	DNS				
93		2005	U14				HEM	DNS	DNS	DNS				
94		2005	U14				HEM	DNS	DNS	DNS				
96		1969	MA2				VIK	DNS	DNS	DNS				

**Disqualified - Run 2 (4)**



76		2003	U16				VIK	* 11.75	DSQ	DSQ				
----	--	------	-----	--	--	--	-----	---------	-----	-----	--	--	--	--

## EASTERN REGION SNOWSPORTS ASSOCIATION

## SKI CHAMPIONSHIPS 2018 (Welwyn)

## Special Slalom - Female &amp; Male

## ERSA Championships - PLASTIC - Final Ranking

Rank	Bib.	RegNo	Year	Cat	(Rank Name	====	Club	Run 1	Run 2	Run 3	Time	Gap	Points	Perf.
79		2002	U18		STEVENS Lilyella		HEM	* 12.23	DSQ	* 12.35				
82	24065	2005	U14		LINCOLN Isabel		NOR	* 11.15	DSQ	* 11.15				
86	22930	2006	U14		BLACKWELL Lucy		TAL	* 11.60	DSQ	* 11.60				

## Did Not Start - Run 3 (5)

71	22536	2000	U21		MCLEISH Alice		HEM	DNS	DNS	DNS				
85	21925	2003	U16		MCLEISH Emily		HEM	DNS	DNS	DNS				
93		2005	U14		MOUNTAIN Lizzie		HEM	DNS	DNS	DNS				
94		2005	U14		BELL Matilda		HEM	DNS	DNS	DNS				
96		1969	MA2		KERRIDGE Rachel		VIK	DNS	DNS	DNS				

## Did Not Finish - Run 3 (1)

83	23492	2004	U16		HERRIES Olivia		HEM	DSQ	* 10.96	DNF				
----	-------	------	-----	--	----------------	---	-----	-----	---------	-----	--	--	--	--

## Disqualified - Run 3 (1)

76		2003	U16		FRANCIS Mia		VIK	* 11.75	DSQ	DSQ				
----	--	------	-----	--	-------------	---	-----	---------	-----	-----	--	--	--	--

## == ERSA Boys and Men ==





1	144	4899	1985	SM1 (1)	MANNIS William		EVO	9.54	* 9.37	* 9.15	<b>18.52</b>	0.00	0.00	+ 3.83
2	136	22166	1999	U21 (1)	HOLMES Thomas		NOR	9.47	* 9.44	* 9.44	<b>18.88</b>	0.36	14.00	+ 9.95
3	132	20884	2003	U16 (1)	THOMPSON Joseph		NOR	9.58	* 9.48	* 9.45	<b>18.93</b>	0.41	15.94	- 19.57
4	137	19855	2002	U18 (1)	BINGHAM Nicholas		ESX	* 9.62	9.63	* 9.54	<b>19.16</b>	0.64	24.88	- 0.01
5	139	23185	2000	U21 (2)	STEWART Oliver		NOR	9.98	* 9.67	* 9.65	<b>19.32</b>	0.80	31.10	+ 17.79
6	135		2002	U18 (2)	GOMEZ CLARKE Jamie		NOR	9.71	* 9.61	* 9.75	<b>19.36</b>	0.84	32.66	- 3.17
7	131	21723	2000	U21 (3)	HOWE Charlie		NOR	9.70	* 9.59	* 9.85	<b>19.44</b>	0.92	35.77	+ 21.32
8	133	20748	2003	U16 (2)	DADE Tommy		NOR	DSQ	* 9.89	* 9.87	<b>19.76</b>	1.24	48.21	+ 15.62
9	140	24443	2004	U16 (3)	MARSH Joel		NOR	10.17	* 9.89	* 9.89	<b>19.78</b>	1.26	48.98	- 14.30
10	178	21649	2005	U14 (1)	BUNTON Ryan		CHT	10.48	* 10.00	* 10.16	<b>20.16</b>	1.64	63.76	+ 9.16
11	149	22059	2006	U14 (2)	DADE Jake		NOR	10.55	* 10.41	* 10.25	<b>20.66</b>	2.14	83.20	- 20.10
12	145		2003	U16 (4)	ALGER James		NOR	10.58	* 10.27	* 10.41	<b>20.68</b>	2.16	83.97	- 0.84
13	143	22164	2001	U18 (3)	LONGSTAFF Michael		WGC	* 10.32	DSQ	* 10.37	<b>20.69</b>	2.17	84.36	+ 47.52
14	176	21626	1967	MA3 (1)	ATKINSON Andrew		CHT	DSQ	* 10.36	* 10.38	<b>20.74</b>	2.22	86.31	+ 40.39
15	146	24596	1974	MA2 (1)	GARDNER Garedd		ESX	10.82	* 10.77	* 10.45	<b>21.22</b>	2.70	104.97	+ 16.61
16	163		2005	U14 (3)	GREEN Oddy		NOR	* 10.61	11.00	* 10.72	<b>21.33</b>	2.81	109.24	- 64.43
17	150		1964	MA3 (2)	THOMSON Stewart		VIK	11.78	* 10.78	* 10.56	<b>21.34</b>	2.82	109.63	- 5.48
18	141	9129	1968	MA2 (2)	URQUHART John		HEM	11.36	* 10.69	* 10.70	<b>21.39</b>	2.87	111.58	+ 71.20
19	153		2005	U14 (4)	MONTGOMERY Freddie		NOR	11.11	* 10.83	* 10.60	<b>21.43</b>	2.91	113.13	- 13.99
20	147	10596	1963	MA3 (3)	BUNTON Paul		HEM	11.03	* 10.84	* 10.77	<b>21.61</b>	3.09	120.13	+ 30.62
21	185	20264	2003	U16 (5)	REIDY Thomas		HEM	11.01	* 10.89	* 10.78	<b>21.67</b>	3.15	122.46	+ 25.70
22	152	24227	2006	U14 (5)	HADINGHAM Alex		NOR	10.89	* 10.82	* 10.87	<b>21.69</b>	3.17	123.24	+ 1.43
23	165		2004	U16 (6)	DAVIES Ben		NOR	11.23	* 10.95	* 10.91	<b>21.86</b>	3.34	129.85	- 56.38
24	142	23349	2003	U16 (7)	BUSHHELL George		NOR	DSQ	* 11.17	* 10.76	<b>21.93</b>	3.41	132.57	+ 69.25
25	161		2004	U16 (8)	CANNING Thomas		NOR	11.50	* 11.20	* 10.86	<b>22.06</b>	3.54	137.62	- 24.51
26	154		1966	MA3 (4)	HOLMES Peter		NOR	11.16	* 11.15	* 10.96	<b>22.11</b>	3.59	139.57	+ 11.90
27	134	13217	1968	MA2 (3)	SHARP Anthony		HEM	11.10	* 11.06	* 11.09	<b>22.15</b>	3.63	141.12	+ 65.16
28	167		2006	U14 (6)	PENNECK Alexander		ESX	11.09	* 11.06	* 11.28	<b>22.34</b>	3.82	148.51	- 68.03
29	148		2003	U16 (9)	TURNER Alfie		HEM	38.42	* 11.25	* 11.13	<b>22.38</b>	3.86	150.06	+ 47.29
30	156	18665	1967	MA3 (5)	SYDER Mark		NOR	11.61	* 11.31	* 11.24	<b>22.55</b>	4.03	156.67	+ 22.62
31	155		1998	U21 (4)	SYDER James		NOR	11.26	* 11.10	* 11.57	<b>22.67</b>	4.15	161.34	+ 31.22
32	138	21196	2001	U18 (4)	URQUHART Colm		HEM	11.82	* 11.18	* 11.61	<b>22.79</b>	4.27	166.00	+ 101.50
33	180	23247	2005	U14 (7)	WARNE Ben		HEM	11.86	* 11.63	* 11.65	<b>23.28</b>	4.76	185.05	+ 7.87
34	151	24084	1967	MA3 (6)	KING Alistair		HEM	12.41	* 11.61	* 11.82	<b>23.43</b>	4.91	190.89	+ 70.36
35	160		1971	MA2 (4)	WOODHOUSE Jamie		HEM	12.02	* 11.93	* 11.81	<b>23.74</b>	5.22	202.94	+ 42.78

## EASTERN REGION SNOWSPORTS ASSOCIATION

## SKI CHAMPIONSHIPS 2018 (Welwyn)

## Special Slalom - Female &amp; Male

## ERSA Championships - PLASTIC - Final Ranking

Rank	Bib.	RegNo	Year	Cat	(Rank Name)	====	Club	Run 1	Run 2	Run 3	Time	Gap	Points	Perf.
36	170		2005	U14 (8)	THOMSON Kai		VIK	12.35	* 12.09	* 11.82	<b>23.91</b>	5.39	209.55	- 41.41
37	159	10372	1959	MA3 (7)	ANDERSON Christopher		VIK	DSQ	* 12.25	* 11.89	<b>24.14</b>	5.62	218.49	+ 60.79
38	164	24133	2006	U14 (9)	PHILLIPS Daniel		HEM	27.71	* 12.32	* 12.04	<b>24.36</b>	5.84	227.04	+ 42.91
39	162	24015	1960	MA3 (8)	CAMPBELL Stephen		HEM	12.77	* 12.39	* 12.47	<b>24.86</b>	6.34	246.48	+ 74.78
40	182	23784	2006	U14 (10)	TOVARLAZA Oliver		CHT	12.88	* 12.46	* 12.66	<b>25.12</b>	6.60	256.59	-
41	166		1971	MA2 (5)	KINGE Blane		NOR	* 12.73	DSQ	* 12.54	<b>25.27</b>	6.75	262.42	+ 70.85
42	168		1966	MA3 (9)	GARRETT Mike		NOR	13.23	* 12.91	* 12.70	<b>25.61</b>	7.09	275.64	+ 55.36
43	179		2005	U14 (11)	PAGE-BROWNE Adam		WGC	13.87	* 13.67	* 13.51	<b>27.18</b>	8.66	336.67	+ 38.43
44	172		2002	U18 (5)	WRIGHT Aaron		SMK	DSQ	* 13.94	* 13.46	<b>27.40</b>	8.88	345.23	-
45	171	21942	1972	MA2 (6)	LINCOLN Piers		NOR	* 14.26	14.34	* 13.99	<b>28.25</b>	9.73	378.27	+ 42.19
46	174		1951	MA4 (1)	COOPER Douglas		NOR	14.96	* 14.52	* 14.51	<b>29.03</b>	10.51	408.60	+ 51.87
47	177		1946	MA4 (2)	COOPER Ron		NOR	* 15.17	DSQ	* 15.44	<b>30.61</b>	12.09	470.02	+ 113.27

## Did Not Start - Run 1 (5)

158	23652	2002	U18	ROLFE Joshua		SMK	DNS	DNS	DNS					
169		1973	MA2	WOOD Andy		VIK	DNS	DNS	DNS					
173	24896	2002	U18	ROSE Tobias		NOR	DNS	DNS	DNS					
175		2002	U18	TUDOR James		WGC	DNS	DNS	DNS					
181		1999	U21	CHILDS Lewis		WGC	DNS	DNS	DNS					

## Disqualified - Run 1 (6)

133	20748	2003	U16	DADE Tommy		NOR	DSQ	* 9.89	* 9.87					
142	23349	2003	U16	BUSHELL George		NOR	DSQ	* 11.17	* 10.76					
157	23818	2005	U14	TEMPLE Frederick		NOR	DSQ	* 43.70	DSQ					
159	10372	1959	MA3	ANDERSON Christopher		VIK	DSQ	* 12.25	* 11.89					
172		2002	U18	WRIGHT Aaron		SMK	DSQ	* 13.94	* 13.46					
176	21626	1967	MA3	ATKINSON Andrew		CHT	DSQ	* 10.36	* 10.38					

## Did Not Start - Run 2 (5)

158	23652	2002	U18	ROLFE Joshua		SMK	DNS	DNS	DNS					
169		1973	MA2	WOOD Andy		VIK	DNS	DNS	DNS					
173	24896	2002	U18	ROSE Tobias		NOR	DNS	DNS	DNS					
175		2002	U18	TUDOR James		WGC	DNS	DNS	DNS					
181		1999	U21	CHILDS Lewis		WGC	DNS	DNS	DNS					

## Disqualified - Run 2 (3)

143	22164	2001	U18	LONGSTAFF Michael		WGC	* 10.32	DSQ	* 10.37					
166		1971	MA2	KINGE Blane		NOR	* 12.73	DSQ	* 12.54					
177		1946	MA4	COOPER Ron		NOR	* 15.17	DSQ	* 15.44					

## Did Not Start - Run 3 (5)

158	23652	2002	U18	ROLFE Joshua		SMK	DNS	DNS	DNS					
169		1973	MA2	WOOD Andy		VIK	DNS	DNS	DNS					
173	24896	2002	U18	ROSE Tobias		NOR	DNS	DNS	DNS					
175		2002	U18	TUDOR James		WGC	DNS	DNS	DNS					
181		1999	U21	CHILDS Lewis		WGC	DNS	DNS	DNS					

## Disqualified - Run 3 (1)

157	23818	2005	U14	TEMPLE Frederick		NOR	DSQ	* 43.70	DSQ					
-----	-------	------	-----	------------------	---	-----	-----	---------	-----	--	--	--	--	--