



EASTERN REGION SNOWSPORTS ASSOCIATION 2019 - Girls & Boys

Team Evolution ERSa Welwyn Summer League

Welwyn - Special Slalom - Girls & Boys - Under 12's

ERSA Summer League - Final Ranking

Rank	Bib.	RegNo	Year	Cat (Rank)	Name	====	Club	Run-1	Run-2	Run-3	Time	Gap	Points
------	------	-------	------	------------	------	------	------	-------	-------	-------	------	-----	--------

=== ERSa Under 08 Girls===

1	44		2012	U08 (1)	WELSH Jolie		SUR	DSQ	* 15.64	* 16.70	32.34		241.39
2	22		2012	U08 (2)	ANDERSON Esme		VIK	* 18.59	* 18.63	20.14	37.22	4.88	386.46
3	34		2012	U08 (3)	DAVIES Giselle		ALP	19.22	* 18.93	* 18.45	37.38	5.04	391.21
4	51		2012	U08 (4)	CURTIS Sylvia		HEM	* 22.69	DSQ	* 23.67	46.36	14.02	658.17

Disqualified - Run-1 (1)

44			2012	U08	WELSH Jolie		SUR	DSQ	* 15.64	* 16.70			
----	--	--	------	-----	-------------	--	-----	-----	---------	---------	--	--	--

Disqualified - Run-2 (1)

51			2012	U08	CURTIS Sylvia		HEM	* 22.69	DSQ	* 23.67			
----	--	--	------	-----	---------------	--	-----	---------	-----	---------	--	--	--

=== ERSa Under 08 Boys ===

1	47		2012	U08 (1)	GREENLAND Samuel		SMK	43.29	* 14.42	* 14.65	29.07		155.38
---	----	--	------	---------	------------------	--	-----	-------	---------	---------	--------------	--	--------

=== ERSa Under 10 Girls ===

1	8	25086	2011	U10 (1)	FLITTON Lily		HEM	16.08	* 14.00	* 13.94	27.94		110.59
2	27		2010	U10 (2)	DAVIES Darcy		SUR	* 14.02	* 14.09	15.26	28.11	0.17	115.64
3	19		2010	U10 (3)	FISKE Jemima		NOR	* 16.30	* 15.69	16.30	31.99	4.05	230.98
4	50		2011	U10 (4)	CURTIS Audrey		HEM	DSQ	* 17.64	* 17.67	35.31	7.37	329.68
5	25		2011	U10 (5)	HIGGS Sasha		ESX	* 17.80	* 17.81	18.52	35.61	7.67	338.60
6	48		2010	U10 (6)	DENNIS : Mayako		SUR	19.22	* 17.53	* 18.35	35.88	7.94	346.62
7	31		2010	U10 (7)	GLADIN Violet		HEM	19.17	* 18.01	* 18.62	36.63	8.69	368.92
8	35	25432	2010	U10 (8)	ARNOLD Evienne		HEM	18.64	* 18.35	* 18.32	36.67	8.73	370.11
9	49		2010	U10 (9)	SAUNDERS Saya		ESX	DNF	* 19.05	* 18.84	37.89	9.95	406.37
10	54		2010	U10 (10)	EDGINTON Talula		SUR	* 19.75	* 18.38	21.50	38.13	10.19	413.51
11	59		2011	U10 (11)	MURRAY Abigail		SMK	20.01	* 19.52	* 19.77	39.29	11.35	447.99
12	61		2011	U10 (12)	EARLY Charlotte		HEM	27.50	* 25.18	* 23.20	48.38	20.44	718.22

Did Not Finish - Run-1 (1)

49			2010	U10	SAUNDERS Saya		ESX	DNF	* 19.05	* 18.84			
----	--	--	------	-----	---------------	--	-----	-----	---------	---------	--	--	--

Disqualified - Run-1 (1)

50			2011	U10	CURTIS Audrey		HEM	DSQ	* 17.64	* 17.67			
----	--	--	------	-----	---------------	--	-----	-----	---------	---------	--	--	--

=== ERSa Under 10 Boys ===











1	3		2010	U10 (1)	KINGE Jacob		NOR	* 12.44	12.90	* 12.16	24.60		20.78
---	---	--	------	---------	-------------	--	-----	---------	-------	---------	--------------	--	-------

EASTERN REGION SNOWSPORTS ASSOCIATION 2019 - Girls & Boys

Team Evolution ERSA Welwyn Summer League

Welwyn - Special Slalom - Girls & Boys - Under 12's

ERSA Summer League - Final Ranking

Rank	Bib.	RegNo	Year	Cat (Rank)	Name	====	Club	Run-1	Run-2	Run-3	Time	Gap	Points
2	1	24872	2010	U10 (2)	DODD Milo		HEM	15.16	* 14.62	* 13.83	28.45	3.85	136.71
3	63		2010	U10 (3)	LAST William		NOR	* 14.92	15.25	* 14.89	29.81	5.21	177.67
4	20		2011	U10 (4)	CROFT Alfie		NOR	17.16	* 16.05	* 16.05	32.10	7.50	246.62
5	36		2011	U10 (5)	CHEONGVEE Isaac		NOR	16.63	* 16.53	* 16.21	32.74	8.14	265.90
6	46		2011	U10 (6)	PARKER Charles		HEM	DSQ	* 16.96	* 16.84	33.80	9.20	297.82
7	58		2011	U10 (7)	IRVIN Sam		NOR	1:03.97	* 17.17	* 17.02	34.19	9.59	309.56
8	37		2010	U10 (8)	WELSH Gabriel		ASR	* 17.32	DSQ	* 17.23	34.55	9.95	320.40
9	30		2010	U10 (9)	BURNS Robert		ESX	34.25	* 19.04	* 17.92	36.96	12.36	392.97
10	33		2011	U10 (10)	WALLER-BECKETT James		NOR	20.05	* 19.28	* 19.43	38.71	14.11	445.67
11	29	25966	2011	U10 (11)	SAVAGE Robert		HEM	* 19.85	44.22	* 20.12	39.97	15.37	483.61



Disqualified - Run-1 (1)

46		2011	U10	PARKER Charles		HEM	DSQ	* 16.96	* 16.84				
----	--	------	-----	----------------	---	-----	-----	---------	---------	--	--	--	--

Disqualified - Run-2 (1)

37		2010	U10	WELSH Gabriel		ASR	* 17.32	DSQ	* 17.23				
----	--	------	-----	---------------	---	-----	---------	-----	---------	--	--	--	--

=== ERSA Under 12 Girls ===

1	12	23666	2008	U12 (1)	HOWESON Lucy		HEM	12.54	* 12.23	* 11.99	24.22		0.00
2	6	23929	2009	U12 (2)	MAGNANI Emily		HEM	* 12.63	13.09	* 11.92	24.55	0.33	9.81
3	17	25463	2009	U12 (3)	TRESIDDER Freya		ASR	* 12.45	* 12.24	13.11	24.69	0.47	13.97
4	11	24116	2008	U12 (4)	VIMPANY Ellie		TSN	12.91	* 12.65	* 12.65	25.30	1.08	32.11
5	7	25541	2009	U12 (5)	WELSH Madeleine		VIK	13.79	* 13.09	* 12.55	25.64	1.42	42.21
6	14		2009	U12 (6)	PIETRZAK Amelia		ESX	13.72	* 13.38	* 13.32	26.70	2.48	73.72
7	40		2008	U12 (7)	WHITMORE Alice		HEM	* 13.61	* 13.67	14.16	27.28	3.06	90.97
8	39		2009	U12 (8)	WATSON Antonia		NOR	* 14.20	* 13.68	14.24	27.88	3.66	108.80
9	38		2008	U12 (9)	EDGINTON Amy-Rose		SUR	* 15.71	* 15.71	16.05	31.42	7.20	214.04
10	41		2008	U12 (10)	HARDEN Mirabelle		NOR	* 15.51	DNF	* 16.19	31.70	7.48	222.36
11	16		2008	U12 (11)	MURRAY Catheine		SMK	* 16.29	26.60	* 15.47	31.76	7.54	224.15
12	24		2008	U12 (12)	SPRINGALL Otilie		VIK	* 16.49	* 15.86	17.21	32.35	8.13	241.68
13	28		2008	U12 (13)	SCOTT Megan		HEM	* 16.39	* 16.48	16.84	32.87	8.65	257.14
14	56		2009	U12 (14)	ROWE Eirian		SUR	* 16.47	* 16.89	18.13	33.36	9.14	271.71
15	23		2009	U12 (15)	HAWKS Isabel		WGC	* 17.13	* 16.33	17.48	33.46	9.24	274.68
16	21		2008	U12 (16)	CONNOLD Jemima		WGC	16.92	* 16.82	* 16.78	33.60	9.38	278.84
17	32		2008	U12 (17)	BELLAMY Arianne		TAL	* 17.17	* 17.25	17.29	34.42	10.20	303.22
18	45		2008	U12 (18)	EARLY Josephine		HEM	* 18.04	* 17.68	DSQ	35.72	11.50	341.87
19	26		2008	U12 (19)	FRIEND Romilly		VIK	* 17.56	* 18.43	18.46	35.99	11.77	349.89






Did Not Finish - Run-2 (1)

41		2008	U12	HARDEN Mirabelle		NOR	* 15.51	DNF	* 16.19				
----	--	------	-----	------------------	---	-----	---------	-----	---------	--	--	--	--

Disqualified - Run-3 (1)

45		2008	U12	EARLY Josephine		HEM	* 18.04	* 17.68	DSQ				
----	--	------	-----	-----------------	---	-----	---------	---------	-----	--	--	--	--

=== ERSA Under 12 Boys ===

1	15	23972	2009	U12 (1)	FABER Ryan		SMK	12.50	* 11.71	* 12.20	23.91		0.00
2	9		2009	U12 (2)	BLACKWELL Jasper		TAL	12.63	* 12.34	* 12.39	24.73	0.82	24.69
3	10		2008	U12 (3)	BARTLETT Tom		NOR	* 13.54	17.43	* 14.04	27.58	3.67	110.51
4	13		2008	U12 (4)	GIBBS Evan		NOR	* 14.14	14.17	* 13.80	27.94	4.03	121.36
5	52		2008	U12 (5)	SNELLING George		NOR	15.07	* 14.57	* 14.12	28.69	4.78	143.94

EASTERN REGION SNOWSPORTS ASSOCIATION 2019 - Girls & Boys

Team Evolution ERSA Welwyn Summer League

Welwyn - Special Slalom - Girls & Boys - Under 12's

ERSA Summer League - Final Ranking

Rank	Bib.	RegNo	Year	Cat	(Rank)	Name	====	Club	Run-1	Run-2	Run-3	Time	Gap	Points
6	55		2009	U12	(6)	SNELLING Rufus		NOR	15.14	* 14.47	* 14.35	28.82	4.91	147.85
7	4		2008	U12	(7)	KENDLE Noah		HEM	* 14.69	* 14.14	DNF	28.83	4.92	148.16
8	42		2008	U12	(8)	ISSOT Benjamin		WGC	15.20	* 15.12	* 14.64	29.76	5.85	176.16
9	2	24959	2009	U12	(9)	ADKINS Harrison		SMK	15.45	* 15.29	* 14.50	29.79	5.88	177.06
10	43		2009	U12	(10)	MARTIN J		TSN	* 14.46	DSQ	* 15.70	30.16	6.25	188.21
11	57		2009	U12	(11)	MCCOMISH Christopher		TSN	* 15.73	* 15.66	1:13.03	31.39	7.48	225.24
12	60		2009	U12	(12)	WILSON Thomas		NOR	* 15.97	* 15.45	15.99	31.42	7.51	226.15
13	5		2009	U12	(13)	HARTNELL Sonny		NOR	* 13.29	DSQ	* 18.72	32.01	8.10	243.91
14	53		2008	U12	(14)	CHAUHAN Ruben		NOR	* 17.59	18.01	* 17.68	35.27	11.36	342.08

Did Not Start - Run-1 (2)

18			2009	U12		HARTNELL Freddy		NOR	DNS	DNS	DNS			
62			2008	U12		TANDY Ryan		WGC	DNS	DNS	DNS			

Did Not Start - Run-2 (2)

18			2009	U12		HARTNELL Freddy		NOR	DNS	DNS	DNS			
62			2008	U12		TANDY Ryan		WGC	DNS	DNS	DNS			

Disqualified - Run-2 (2)

5			2009	U12		HARTNELL Sonny		NOR	* 13.29	DSQ	* 18.72			
43			2009	U12		MARTIN J		TSN	* 14.46	DSQ	* 15.70			

Did Not Start - Run-3 (2)

18			2009	U12		HARTNELL Freddy		NOR	DNS	DNS	DNS			
62			2008	U12		TANDY Ryan		WGC	DNS	DNS	DNS			

Did Not Finish - Run-3 (1)

4			2008	U12		KENDLE Noah		HEM	* 14.69	* 14.14	DNF			
---	--	--	------	-----	--	-------------	---	-----	---------	---------	-----	--	--	--



EASTERN REGION SNOWSPORTS ASSOCIATION 2019 - Girls & Boys

Team Evolution ERSa Welwyn Summer League

Welwyn - Special Slalom - Girls & Boys - Under 12's

ERSA Summer League - Final Ranking

Rank	Bib.	RegNo	Year	Cat	(Rank) Name	====	Club	Run-1	Run-2	Run-3	Time	Gap
==ERSA Girls and Ladies ==												
1	12	23666	2008	U12	(1) HOWESON Lucy		HEM	12.54	* 12.23	* 11.99	24.22	
2	6	23929	2009	U12	(2) MAGNANI Emily		HEM	* 12.63	13.09	* 11.92	24.55	0.33
3	17	25463	2009	U12	(3) TRESIDDER Freya		ASR	* 12.45	* 12.24	13.11	24.69	0.47
4	11	24116	2008	U12	(4) VIMPANY Ellie		TSN	12.91	* 12.65	* 12.65	25.30	1.08
5	7	25541	2009	U12	(5) WELSH Madeleine		VIK	13.79	* 13.09	* 12.55	25.64	1.42
6	14		2009	U12	(6) PIETRZAK Amelia		ESX	13.72	* 13.38	* 13.32	26.70	2.48
7	40		2008	U12	(7) WHITMORE Alice		HEM	* 13.61	* 13.67	14.16	27.28	3.06
8	39		2009	U12	(8) WATSON Antonia		NOR	* 14.20	* 13.68	14.24	27.88	3.66
9	8	25086	2011	U10	(1) FLITTON Lily		HEM	16.08	* 14.00	* 13.94	27.94	3.72
10	27		2010	U10	(2) DAVIES Darcy		SUR	* 14.02	* 14.09	15.26	28.11	3.89
11	38		2008	U12	(9) EDGINTON Amy-Rose		SUR	* 15.71	* 15.71	16.05	31.42	7.20
12	41		2008	U12	(10) HARDEN Mirabelle		NOR	* 15.51	DNF	* 16.19	31.70	7.48
13	16		2008	U12	(11) MURRAY Cathaine		SMK	* 16.29	26.60	* 15.47	31.76	7.54
14	19		2010	U10	(3) FISKE Jemima		NOR	* 16.30	* 15.69	16.30	31.99	7.77
15	44		2012	U08	(1) WELSH Jolie		SUR	DSQ	* 15.64	* 16.70	32.34	8.12
16	24		2008	U12	(12) SPRINGALL Ottilie		VIK	* 16.49	* 15.86	17.21	32.35	8.13
17	28		2008	U12	(13) SCOTT Megan		HEM	* 16.39	* 16.48	16.84	32.87	8.65
18	56		2009	U12	(14) ROWE Eirian		SUR	* 16.47	* 16.89	18.13	33.36	9.14
19	23		2009	U12	(15) HAWKS Isabel		WGC	* 17.13	* 16.33	17.48	33.46	9.24
20	21		2008	U12	(16) CONNOLD Jemima		WGC	16.92	* 16.82	* 16.78	33.60	9.38
21	32		2008	U12	(17) BELLAMY Arianne		TAL	* 17.17	* 17.25	17.29	34.42	10.20
22	50		2011	U10	(4) CURTIS Audrey		HEM	DSQ	* 17.64	* 17.67	35.31	11.09
23	25		2011	U10	(5) HIGGS Sasha		ESX	* 17.80	* 17.81	18.52	35.61	11.39
24	45		2008	U12	(18) EARLY Josephine		HEM	* 18.04	* 17.68	DSQ	35.72	11.50
25	48		2010	U10	(6) DENNIS : Mayako		SUR	19.22	* 17.53	* 18.35	35.88	11.66
26	26		2008	U12	(19) FRIEND Romilly		VIK	* 17.56	* 18.43	18.46	35.99	11.77
27	31		2010	U10	(7) GLADIN Violet		HEM	19.17	* 18.01	* 18.62	36.63	12.41
28	35	25432	2010	U10	(8) ARNOLD Evienne		HEM	18.64	* 18.35	* 18.32	36.67	12.45
29	22		2012	U08	(2) ANDERSON Esme		VIK	* 18.59	* 18.63	20.14	37.22	13.00
30	34		2012	U08	(3) DAVIES Giselle		ALP	19.22	* 18.93	* 18.45	37.38	13.16
31	49		2010	U10	(9) SAUNDERS Saya		ESX	DNF	* 19.05	* 18.84	37.89	13.67
32	54		2010	U10	(10) EDGINTON Talula		SUR	* 19.75	* 18.38	21.50	38.13	13.91
33	59		2011	U10	(11) MURRAY Abigail		SMK	20.01	* 19.52	* 19.77	39.29	15.07
34	51		2012	U08	(4) CURTIS Sylvia		HEM	* 22.69	DSQ	* 23.67	46.36	22.14
35	61		2011	U10	(12) EARLY Charlotte		HEM	27.50	* 25.18	* 23.20	48.38	24.16

Did Not Finish - Run-1 (1)

49		2010	U10		SAUNDERS Saya		ESX	DNF	* 19.05	* 18.84		
----	--	------	-----	--	---------------	--	-----	-----	---------	---------	--	--

Disqualified - Run-1 (2)

44		2012	U08		WELSH Jolie		SUR	DSQ	* 15.64	* 16.70		
50		2011	U10		CURTIS Audrey		HEM	DSQ	* 17.64	* 17.67		

EASTERN REGION SNOWSPORTS ASSOCIATION 2019 - Girls & Boys

Team Evolution ERSA Welwyn Summer League

Welwyn - Special Slalom - Girls & Boys - Under 12's

ERSA Summer League - Final Ranking

Rank	Bib.	RegNo	Year	Cat	(Rank) Name	====	Club	Run-1	Run-2	Run-3	Time	Gap
------	------	-------	------	-----	-------------	------	------	-------	-------	-------	------	-----

Did Not Finish - Run-2 (1)

41		2008	U12		HARDEN Mirabelle		NOR	* 15.51	DNF	* 16.19		
----	--	------	-----	--	------------------	---	-----	---------	-----	---------	--	--


























Disqualified - Run-2 (1)

51		2012	U08		CURTIS Sylvia		HEM	* 22.69	DSQ	* 23.67		
----	--	------	-----	--	---------------	---	-----	---------	-----	---------	--	--

Disqualified - Run-3 (1)

45		2008	U12		EARLY Josephine		HEM	* 18.04	* 17.68	DSQ		
----	--	------	-----	--	-----------------	---	-----	---------	---------	-----	--	--

== ERSA Boys and Men ==

1	15	23972	2009	U12	(1) FABER Ryan		SMK	12.50	* 11.71	* 12.20	23.91	
2	3		2010	U10	(1) KINGE Jacob		NOR	* 12.44	12.90	* 12.16	24.60	0.69
3	9		2009	U12	(2) BLACKWELL Jasper		TAL	12.63	* 12.34	* 12.39	24.73	0.82
4	10		2008	U12	(3) BARTLETT Tom		NOR	* 13.54	17.43	* 14.04	27.58	3.67
5	13		2008	U12	(4) GIBBS Evan		NOR	* 14.14	14.17	* 13.80	27.94	4.03
6	1	24872	2010	U10	(2) DODD Milo		HEM	15.16	* 14.62	* 13.83	28.45	4.54
7	52		2008	U12	(5) SNELLING George		NOR	15.07	* 14.57	* 14.12	28.69	4.78
8	55		2009	U12	(6) SNELLING Rufus		NOR	15.14	* 14.47	* 14.35	28.82	4.91
9	4		2008	U12	(7) KENDLE Noah		HEM	* 14.69	* 14.14	DNF	28.83	4.92
10	47		2012	U08	(1) GREENLAND Samuel		SMK	43.29	* 14.42	* 14.65	29.07	5.16
11	42		2008	U12	(8) ISSOT Benjamin		WGC	15.20	* 15.12	* 14.64	29.76	5.85
12	2	24959	2009	U12	(9) ADKINS Harrison		SMK	15.45	* 15.29	* 14.50	29.79	5.88
13	63		2010	U10	(3) LAST William		NOR	* 14.92	15.25	* 14.89	29.81	5.90
14	43		2009	U12	(10) MARTIN J		TSN	* 14.46	DSQ	* 15.70	30.16	6.25
15	57		2009	U12	(11) MCCOMISH Christopher		TSN	* 15.73	* 15.66	1:13.03	31.39	7.48
16	60		2009	U12	(12) WILSON Thomas		NOR	* 15.97	* 15.45	15.99	31.42	7.51
17	5		2009	U12	(13) HARTNELL Sonny		NOR	* 13.29	DSQ	* 18.72	32.01	8.10
18	20		2011	U10	(4) CROFT Alfie		NOR	17.16	* 16.05	* 16.05	32.10	8.19
19	36		2011	U10	(5) CHEONGVEE Isaac		NOR	16.63	* 16.53	* 16.21	32.74	8.83
20	46		2011	U10	(6) PARKER Charles		HEM	DSQ	* 16.96	* 16.84	33.80	9.89
21	58		2011	U10	(7) IRVIN Sam		NOR	1:03.97	* 17.17	* 17.02	34.19	10.28
22	37		2010	U10	(8) WELSH Gabriel		ASR	* 17.32	DSQ	* 17.23	34.55	10.64
23	53		2008	U12	(14) CHAUHAN Ruben		NOR	* 17.59	18.01	* 17.68	35.27	11.36
24	30		2010	U10	(9) BURNS Robert		ESX	34.25	* 19.04	* 17.92	36.96	13.05
25	33		2011	U10	(10) WALLER-BECKETT James		NOR	20.05	* 19.28	* 19.43	38.71	14.80
26	29	25966	2011	U10	(11) SAVAGE Robert		HEM	* 19.85	44.22	* 20.12	39.97	16.06

Did Not Start - Run-1 (2)

18		2009	U12		HARTNELL Freddy		NOR	DNS	DNS	DNS		
62		2008	U12		TANDY Ryan		WGC	DNS	DNS	DNS		

Disqualified - Run-1 (1)

46		2011	U10		PARKER Charles		HEM	DSQ	* 16.96	* 16.84		
----	--	------	-----	--	----------------	---	-----	-----	---------	---------	--	--

Did Not Start - Run-2 (2)

18		2009	U12		HARTNELL Freddy		NOR	DNS	DNS	DNS		
62		2008	U12		TANDY Ryan		WGC	DNS	DNS	DNS		

Disqualified - Run-2 (3)

5		2009	U12		HARTNELL Sonny		NOR	* 13.29	DSQ	* 18.72		
37		2010	U10		WELSH Gabriel		ASR	* 17.32	DSQ	* 17.23		

EASTERN REGION SNOWSPORTS ASSOCIATION 2019 - Girls & Boys

Team Evolution ERSA Welwyn Summer League

Welwyn - Special Slalom - Girls & Boys - Under 12's

ERSA Summer League - Final Ranking

Rank	Bib.	RegNo	Year	Cat	(Rank) Name	====	Club	Run-1	Run-2	Run-3	Time	Gap
	43		2009	U12	MARTIN J		TSN	* 14.46	DSQ	* 15.70		

Did Not Start - Run-3 (2)

	18		2009	U12	HARTNELL Freddy		NOR	DNS	DNS	DNS		
	62		2008	U12	TANDY Ryan		WGC	DNS	DNS	DNS		

Did Not Finish - Run-3 (1)

	4		2008	U12	KENDLE Noah		HEM	* 14.69	* 14.14	DNF		
--	---	--	------	-----	-------------	---	-----	---------	---------	-----	--	--



EASTERN REGION SNOWSPORTS ASSOCIATION 2019

Team Evolution ERSa Welwyn Summer League

Welwyn - Special Slalom - Female & Male

ERSa Summer League - Final Ranking

Rank	Bib.	RegNo	Year	Cat (Rank)	Name	====	Club	Run-1	Run-2	Run-3	Time	Gap	Points
==== ERSa Under 14 Girls ====													
1	100	22938	2006	U14 (1)	HOWESON Olivia		HEM	11.14	* 10.82	* 10.96	21.78		20.40
2	91	22858	2006	U14 (2)	PUTMAN Abigail		ASR	* 11.13	DSQ	* 11.37	22.50	0.72	44.87
3	132	23945	2007	U14 (3)	SAUNDERS Katie		HEM	12.01	* 11.50	* 11.86	23.36	1.58	74.11
4	148		2007	U14 (4)	SARKAR Anna		ESX	12.09	* 11.84	* 11.63	23.47	1.69	77.85
5	144	22859	2007	U14 (5)	PUTMAN Daisy		ASR	12.59	* 11.93	* 11.71	23.64	1.86	83.63
6	143		2007	U14 (6)	HIGGS Eira-Mia		ESX	* 12.01	DNF	* 11.81	23.82	2.04	89.75
7	135	24038	2007	U14 (7)	BUSHELL Grace		NOR	12.79	* 12.54	* 12.69	25.23	3.45	137.68
8	109	25685	2006	U14 (8)	FLITTON Zoe		HEM	13.33	* 12.76	* 12.64	25.40	3.62	143.46
9	137	25756	2006	U14 (9)	MANSOUR Zoe		ASR	15.08	* 13.51	* 12.89	26.40	4.62	177.45
10	142		2007	U14 (10)	LINCOLN Imogen		NOR	13.75	* 13.16	* 13.44	26.60	4.82	184.25
11	140	26015	2007	U14 (11)	GIBBS Heidi		NOR	13.82	* 13.79	* 13.07	26.86	5.08	193.09
12	120	24893	2006	U14 (12)	VENABLES Phoebe		VIK	DNF	* 13.89	* 13.27	27.16	5.38	203.29
13	151		2007	U14 (13)	LAST Isabelle		NOR	14.67	* 13.86	* 13.66	27.52	5.74	215.52
14	141		2007	U14 (14)	KITCHING Martha		VIK	* 15.32	DNF	* 13.96	29.28	7.50	275.35
15	128		2006	U14 (15)	BUTCHER Issy		ESX	DNF	* 15.57	* 14.49	30.06	8.28	301.87
16	134		2007	U14 (16)	HAWKS Francesca		WGC	DSQ	* 15.40	* 14.94	30.34	8.56	311.39
17	131		2006	U14 (17)	BURNS Ella		ESX	15.73	* 15.19	* 15.92	31.11	9.33	337.56
18	139		2006	U14 (18)	SANDERS Olivia		NOR	17.92	* 16.69	* 17.18	33.87	12.09	431.39
19	149		2007	U14 (19)	WOOD Emma		HEM	* 16.84	17.81	* 17.23	34.07	12.29	438.19

Did Not Start - Run-1 (3)

133		2006	U14	TANDY Vanessa		WGC	DNF	DNF	DNF
145		2007	U14	KINGE Lucy		NOR	DNF	DNF	DNF
146		2007	U14	BOOTH Amelie		HEM	DNF	DNF	DNF

Did Not Finish - Run-1 (2)

120	24893	2006	U14	VENABLES Phoebe		VIK	DNF	* 13.89	* 13.27
128		2006	U14	BUTCHER Issy		ESX	DNF	* 15.57	* 14.49

Disqualified - Run-1 (1)

134		2007	U14	HAWKS Francesca		WGC	DSQ	* 15.40	* 14.94
-----	--	------	-----	-----------------	--	-----	-----	---------	---------

Did Not Start - Run-2 (3)

133		2006	U14	TANDY Vanessa		WGC	DNF	DNF	DNF
145		2007	U14	KINGE Lucy		NOR	DNF	DNF	DNF
146		2007	U14	BOOTH Amelie		HEM	DNF	DNF	DNF

Did Not Finish - Run-2 (2)

141		2007	U14	KITCHING Martha		VIK	* 15.32	DNF	* 13.96
143		2007	U14	HIGGS Eira-Mia		ESX	* 12.01	DNF	* 11.81

Disqualified - Run-2 (1)

91	22858	2006	U14	PUTMAN Abigail		ASR	* 11.13	DSQ	* 11.37
----	-------	------	-----	----------------	--	-----	---------	-----	---------

EASTERN REGION SNOWSPORTS ASSOCIATION 2019

Team Evolution ERSA Welwyn Summer League

Welwyn - Special Slalom - Female & Male

ERSA Summer League - Final Ranking

Rank	Bib.	RegNo	Year	Cat	(Rank)	Name	====	Club	Run-1	Run-2	Run-3	Time	Gap	Points
------	------	-------	------	-----	--------	------	------	------	-------	-------	-------	------	-----	--------

Did Not Start - Run-3 (3)

	133		2006	U14		TANDY Vanessa		WGC	DNS	DNS	DNS			
	145		2007	U14		KINGE Lucy		NOR	DNS	DNS	DNS			
	146		2007	U14		BOOTH Amelie		HEM	DNS	DNS	DNS			

Did Not Finish - Run-3 (1)

	107	22930	2006	U14		BLACKWELL Lucy		TAL	12.41	* 12.05	DNF			
--	-----	-------	------	-----	--	----------------	---	-----	-------	---------	-----	--	--	--

Disqualified - Run-3 (1)

	138		2006	U14		ISSOT Sophie		WGC	17.42	* 16.05	DSQ			
--	-----	--	------	-----	--	--------------	---	-----	-------	---------	-----	--	--	--

=== ERSA Under 14 Boys ===

1	10	22059	2006	U14	(1)	DADE Jake		NOR	10.77	* 10.68	* 11.24	21.92		108.04
2	68	23557	2007	U14	(2)	MITCHELL Kieran		NOR	11.16	* 11.03	* 11.20	22.23	0.31	119.75
3	30		2006	U14	(3)	PENNECK Alexander		ESX	11.80	* 11.44	* 11.61	23.05	1.13	150.72
4	63	24073	2007	U14	(4)	WOOD George		VIK	11.70	* 11.46	* 12.27	23.73	1.81	176.41
5	86	24133	2006	U14	(5)	PHILLIPS Daniel		HEM	* 12.15	DNF	* 12.41	24.56	2.64	207.76
6	70		2007	U14	(6)	PIETRZAK Maximilian		ESX	12.55	* 12.50	* 12.14	24.64	2.72	210.79
7	79		2007	U14	(7)	FRANCIS Jude		VIK	12.80	* 12.76	* 12.85	25.61	3.69	247.43
8	80		2007	U14	(8)	WATSON Toby		NOR	* 12.83	DNF	* 12.79	25.62	3.70	247.81
9	66		2007	U14	(9)	GODLEY Benedict		WGC	13.68	* 13.10	* 12.90	26.00	4.08	262.16
10	75	23961	2007	U14	(10)	DUCKENFIELD Jack		HEM	13.76	* 13.27	* 13.18	26.45	4.53	279.16
11	85		2007	U14	(11)	COOPER Charlie		ESX	13.81	* 13.68	* 12.84	26.52	4.60	281.80
12	72		2007	U14	(12)	LYTHELL Austin		NOR	14.02	* 13.49	* 14.19	27.68	5.76	325.62
13	69		2007	U14	(13)	FORDE - POGSON Hayden		NOR	DSQ	* 13.56	* 14.13	27.69	5.77	326.00
14	53	25817	2006	U14	(14)	BROWN Connor		ESX	37.21	* 14.01	* 14.42	28.43	6.51	353.96
15	73	25818	2007	U14	(15)	BROWN Aidan		ESX	16.63	* 14.51	* 14.09	28.60	6.68	360.38
16	67		2007	U14	(16)	STEPHAN Arthuro		WGC	DNF	* 14.85	* 14.23	29.08	7.16	378.51
17	78		2007	U14	(17)	IRVIN Tom		NOR	36.32	* 15.02	* 14.61	29.63	7.71	399.29
18	74		2007	U14	(18)	MACKAY Tristan		NOR	DNF	* 14.61	* 15.08	29.69	7.77	401.55
19	61		2006	U14	(19)	LYONS Ben		HEM	* 14.68	15.07	* 15.14	29.82	7.90	406.46
20	81		2007	U14	(20)	MONTERO Jonny		HEM	16.05	* 16.00	* 15.71	31.71	9.79	477.86
21	64		2006	U14	(21)	MCNESS Harley		VIK	DNF	* 17.12	* 16.55	33.67	11.75	551.90

Did Not Start - Run-1 (1)

	71		2007	U14		CHILDS Scott		WGC	DNS	* 15.99	DNS			
--	----	--	------	-----	--	--------------	---	-----	-----	---------	-----	--	--	--

Did Not Finish - Run-1 (3)

	64		2006	U14		MCNESS Harley		VIK	DNF	* 17.12	* 16.55			
	67		2007	U14		STEPHAN Arthuro		WGC	DNF	* 14.85	* 14.23			
	74		2007	U14		MACKAY Tristan		NOR	DNF	* 14.61	* 15.08			

Disqualified - Run-1 (1)

	69		2007	U14		FORDE - POGSON Hayden		NOR	DSQ	* 13.56	* 14.13			
--	----	--	------	-----	--	-----------------------	---	-----	-----	---------	---------	--	--	--

Did Not Finish - Run-2 (3)

	76		2007	U14		SAUNDERS Rhys		ESX	* 13.33	DNF	DNF			
	80		2007	U14		WATSON Toby		NOR	* 12.83	DNF	* 12.79			
	86	24133	2006	U14		PHILLIPS Daniel		HEM	* 12.15	DNF	* 12.41			

EASTERN REGION SNOWSPORTS ASSOCIATION 2019

Team Evolution ERSA Welwyn Summer League

Welwyn - Special Slalom - Female & Male

ERSA Summer League - Final Ranking

Rank	Bib.	RegNo	Year	Cat	(Rank)	Name	====	Club	Run-1	Run-2	Run-3	Time	Gap	Points
------	------	-------	------	-----	--------	------	------	------	-------	-------	-------	------	-----	--------

Did Not Start - Run-3 (1)

	71		2007	U14		CHILDS Scott		WGC	DNS	* 15.99	DNS			
--	----	--	------	-----	--	--------------	---	-----	-----	---------	-----	--	--	--

Did Not Finish - Run-3 (2)

	18	24227	2006	U14		HADINGHAM Alex		NOR	11.01	* 10.96	DNF			
	76		2007	U14		SAUNDERS Rhys		ESX	* 13.33	DNF	DNF			

=== ERSA Under 16 Girls ===

1	93	24065	2005	U16	(1)	LINCOLN Isabel		NOR	11.63	* 11.24	* 11.03	22.27		37.05
2	102	24207	2004	U16	(2)	GLADIN Amber		HEM	* 11.19	DSQ	* 11.10	22.29	0.02	37.73
3	103	22937	2005	U16	(3)	ALEY Lauren		HEM	11.86	* 11.25	* 11.32	22.57	0.30	47.25
4	98	24891	2004	U16	(4)	VENABLES Felicity		VIK	11.75	* 11.33	* 11.34	22.67	0.40	50.65
5	117	24114	2005	U16	(5)	VIMPANY Lara		TSN	13.29	* 12.48	* 12.08	24.56	2.29	114.90
6	111	24072	2004	U16	(6)	WOOD Caitlin		VIK	13.29	* 13.01	* 12.34	25.35	3.08	141.76
7	125		2005	U16	(7)	SAUNDERS Mackenzi		VIK	14.14	* 14.12	* 13.85	27.97	5.70	230.82
8	118		2005	U16	(8)	CONNOLD Rosie		WGC	DNF	* 15.47	* 13.97	29.44	7.17	280.79
9	127		2004	U16	(9)	MCGROARTY Olivia		HEM	DSQ	* 16.31	* 13.98	30.29	8.02	309.69
10	129		2004	U16	(10)	TWEEDIE Daisy		HEM	16.14	* 15.48	* 15.25	30.73	8.46	324.65
11	122		2005	U16	(11)	BELL Matilda		HEM	* 15.75	DSQ	* 15.30	31.05	8.78	335.52
12	123		2004	U16	(12)	JONES Charlotte		TAL	* 24.80	DSQ	* 13.37	38.17	15.90	577.56

Did Not Finish - Run-1 (2)

	114	24074	2004	U16		MERRIGAN Elizabeth		VIK	DNF	DNF	DNF			
	118		2005	U16		CONNOLD Rosie		WGC	DNF	* 15.47	* 13.97			

Disqualified - Run-1 (1)

	127		2004	U16		MCGROARTY Olivia		HEM	DSQ	* 16.31	* 13.98			
--	-----	--	------	-----	--	------------------	---	-----	-----	---------	---------	--	--	--

Did Not Finish - Run-2 (1)

	114	24074	2004	U16		MERRIGAN Elizabeth		VIK	DNF	DNF	DNF			
--	-----	-------	------	-----	--	--------------------	---	-----	-----	-----	-----	--	--	--

Disqualified - Run-2 (4)

	102	24207	2004	U16		GLADIN Amber		HEM	* 11.19	DSQ	* 11.10			
	122		2005	U16		BELL Matilda		HEM	* 15.75	DSQ	* 15.30			
	123		2004	U16		JONES Charlotte		TAL	* 24.80	DSQ	* 13.37			
	126		2004	U16		PINNELL-BROWN Alexandra		HEM	* 14.83	DSQ	DSQ			

Did Not Finish - Run-3 (1)

	114	24074	2004	U16		MERRIGAN Elizabeth		VIK	DNF	DNF	DNF			
--	-----	-------	------	-----	--	--------------------	---	-----	-----	-----	-----	--	--	--

Disqualified - Run-3 (1)

	126		2004	U16		PINNELL-BROWN Alexandra		HEM	* 14.83	DSQ	DSQ			
--	-----	--	------	-----	--	-------------------------	---	-----	---------	-----	-----	--	--	--

=== ERSA Under 16 Boys ===






1	12	24443	2004	U16	(1)	MARSH Joel		NOR	DSQ	* 10.34	* 10.55	20.89		69.13
2	24	23354	2005	U16	(2)	CHAUHAN Rohan		NOR	11.30	* 10.78	* 10.73	21.51	0.62	92.55
3	20	22087	2005	U16	(3)	PARKER Travis		NOR	11.39	* 10.91	* 10.83	21.74	0.85	101.24
4	82		2004	U16	(4)	HETHERINGTON Max		HEM	* 10.92	DNF	* 10.83	21.75	0.86	101.62

EASTERN REGION SNOWSPORTS ASSOCIATION 2019

Team Evolution ERSA Welwyn Summer League

Welwyn - Special Slalom - Female & Male

ERSA Summer League - Final Ranking

Rank	Bib.	RegNo	Year	Cat	(Rank)	Name	====	Club	Run-1	Run-2	Run-3	Time	Gap	Points
5	27	25253	2004	U16	(5)	FISHER Edward		ESX	* 11.05	11.13	* 11.54	22.59	1.70	133.35
6	17		2005	U16	(6)	MONTGOMERY Freddie		NOR	11.81	* 11.53	* 11.86	23.39	2.50	163.57
7	40		2005	U16	(7)	THOMSON Kai		VIK	12.70	* 11.93	* 11.86	23.79	2.90	178.68
8	45		2004	U16	(8)	MONTERO Charles		HEM	12.16	* 11.85	* 12.22	24.07	3.18	189.25
8	35		2004	U16	(8)	ALI Dylan		VIK	12.50	* 11.76	* 12.31	24.07	3.18	189.25
10	26		2004	U16	(10)	CANNING Thomas		NOR	DSQ	* 12.69	* 11.96	24.65	3.76	211.16
11	49		2004	U16	(11)	FULCHER Lewis		VIK	13.47	* 13.02	* 13.37	26.39	5.50	276.89
12	46		2005	U16	(12)	PAGE-BROWNE Adam		WGC	13.21	* 13.14	* 13.41	26.55	5.66	282.94
13	28		2004	U16	(13)	DAVIES Ben		NOR	* 16.38	16.90	* 12.20	28.58	7.69	359.62
14	59		2005	U16	(14)	COOMBS Jacob		WGC	16.45	* 15.41	* 14.77	30.18	9.29	420.06
15	62		2005	U16	(15)	PEET Henry		WGC	16.92	* 15.72	* 16.07	31.79	10.90	480.88
16	65		2005	U16	(16)	PIERSON Louis		WGC	DNF	* 17.47	* 18.17	35.64	14.75	626.32
17	84		2005	U16	(17)	IBBOTSON Nicholas		WGC	* 19.56	DSQ	* 17.28	36.84	15.95	671.65

Did Not Start - Run-1 (1)

23	23818	2005	U16		TEMPLE Frederick		NOR	DNF	DNF	DNF			
----	-------	------	-----	--	------------------	---	-----	-----	-----	-----	--	--	--

Did Not Finish - Run-1 (2)

43		2004	U16		MUNDY Jack		ESX	DNF	DNF	* 12.18			
65		2005	U16		PIERSON Louis		WGC	DNF	* 17.47	* 18.17			

Disqualified - Run-1 (2)

12	24443	2004	U16		MARSH Joel		NOR	DSQ	* 10.34	* 10.55			
26		2004	U16		CANNING Thomas		NOR	DSQ	* 12.69	* 11.96			

Did Not Start - Run-2 (1)

23	23818	2005	U16		TEMPLE Frederick		NOR	DNF	DNF	DNF			
----	-------	------	-----	--	------------------	---	-----	-----	-----	-----	--	--	--


Did Not Finish - Run-2 (2)

43		2004	U16		MUNDY Jack		ESX	DNF	DNF	* 12.18			
82		2004	U16		HETHERINGTON Max		HEM	* 10.92	DNF	* 10.83			

Disqualified - Run-2 (1)

84		2005	U16		IBBOTSON Nicholas		WGC	* 19.56	DSQ	* 17.28			
----	--	------	-----	--	-------------------	---	-----	---------	-----	---------	--	--	--

Did Not Start - Run-3 (1)

23	23818	2005	U16		TEMPLE Frederick		NOR	DNF	DNF	DNF			
----	-------	------	-----	--	------------------	---	-----	-----	-----	-----	--	--	--

==== ERSA Under 18 Ladies ====

1	97	21897	2002	U18	(1)	MARTIN Lily		ESX	10.43	* 10.41	* 10.77	21.18		0.00
2	152	20496	2002	U18	(2)	SCRANAGE-HARRISON Elenor		HEM	11.07	* 10.72	* 10.66	21.38	0.20	6.80
3	99	23246	2003	U18	(3)	WARNE Charlotte		HEM	11.12	* 10.75	* 10.64	21.39	0.21	7.14
4	150	20725	2002	U18	(4)	WARMINGTON Harriet		HEM	11.57	* 11.57	* 11.45	23.02	1.84	62.55
5	96		2002	U18	(5)	HAWES Isobel		NOR	11.78	* 11.72	* 11.91	23.63	2.45	83.29
6	105		2003	U18	(6)	FRANCIS Mia		VIK	12.28	* 12.21	* 11.93	24.14	2.96	100.62
7	108		2003	U18	(7)	GROSE Elise		NOR	13.03	* 12.40	* 12.19	24.59	3.41	115.92
8	113	23350	2002	U18	(8)	GOMEZ CLARKE Anna		NOR	13.28	* 13.21	* 12.61	25.82	4.64	157.73
9	106	22983	2002	U18	(9)	BLYTH Helena		HEM	13.57	* 13.27	* 13.06	26.33	5.15	175.07
10	121		2003	U18	(10)	WEST Sophie		VIK	14.18	* 13.51	* 13.29	26.80	5.62	191.05
11	124		2003	U18	(11)	CUTHBERT Tia		VIK	16.85	* 15.99	* 15.71	31.70	10.52	357.62

EASTERN REGION SNOWSPORTS ASSOCIATION 2019

Team Evolution ERSA Welwyn Summer League

Welwyn - Special Slalom - Female & Male










ERSA Summer League - Final Ranking

Rank	Bib.	RegNo	Year	Cat (Rank)	Name	====	Club	Run-1	Run-2	Run-3	Time	Gap	Points
------	------	-------	------	------------	------	------	------	-------	-------	-------	------	-----	--------

Disqualified - Run-3 (1)

	147		2003	U18	CHANDLER Sophie		ESX	18.31	* 18.02	DSQ			
--	-----	--	------	-----	-----------------	---	-----	-------	---------	-----	--	--	--


=== ERSA Under 18 Men ===

1	6		2002	U18 (1)	GOMEZ CLARKE Jamie		NOR	10.41	* 10.28	* 9.90	20.18		42.31
2	1	20884	2003	U18 (2)	THOMPSON Joseph		NOR	DNF	* 10.16	* 10.09	20.25	0.07	44.95
3	9		2003	U18 (3)	TURNER Alfie		HEM	11.25	* 10.85	* 10.78	21.63	1.45	97.08
4	39		2002	U18 (4)	FISKE Samuel		NOR	11.05	* 10.88	* 10.84	21.72	1.54	100.48
5	8	23349	2003	U18 (5)	BUSHELL George		NOR	10.87	* 10.76	* 11.06	21.82	1.64	104.26
6	42		2002	U18 (6)	HEYMOZ Daniel		WGC	11.41	* 11.06	* 11.16	22.22	2.04	119.37
7	19	20264	2003	U18 (7)	REIDY Thomas		HEM	11.17	* 11.07	* 11.22	22.29	2.11	122.01
8	36	23652	2002	U18 (8)	ROLFE Joshua		SMK	* 11.61	DSQ	* 11.88	23.49	3.31	167.35
9	87		2003	U18 (9)	NOON Alexander		HEM	* 12.82	DSQ	* 12.32	25.14	4.96	229.67

Did Not Start - Run-1 (1)

	50		2002	U18	TUDOR James		WGC	DNS	DNS	DNS			
--	----	--	------	-----	-------------	---	-----	-----	-----	-----	--	--	--

Did Not Finish - Run-1 (1)

	1	20884	2003	U18	THOMPSON Joseph		NOR	DNF	* 10.16	* 10.09			
--	---	-------	------	-----	-----------------	--	-----	-----	---------	---------	--	--	--

Did Not Start - Run-2 (1)

	50		2002	U18	TUDOR James		WGC	DNS	DNS	DNS			
--	----	--	------	-----	-------------	---	-----	-----	-----	-----	--	--	--

Disqualified - Run-2 (2)

	36	23652	2002	U18	ROLFE Joshua		SMK	* 11.61	DSQ	* 11.88			
	87		2003	U18	NOON Alexander		HEM	* 12.82	DSQ	* 12.32			

Did Not Start - Run-3 (1)

	50		2002	U18	TUDOR James		WGC	DNS	DNS	DNS			
--	----	--	------	-----	-------------	---	-----	-----	-----	-----	--	--	--

Disqualified - Run-3 (1)

	47		2002	U18	MERAJ Luan		NOR	13.58	* 12.85	DSQ			
--	----	--	------	-----	------------	---	-----	-------	---------	-----	--	--	--


=== ERSA Under 21 Ladies ===

1	92	20337	2001	U21 (1)	SKIPPER Megan		NOR	10.99	* 10.54	* 10.64	21.18		0.00
2	104		2001	U21 (2)	HACKETT Layla		VIK	12.16	* 11.94	* 11.63	23.57	2.39	81.25
3	119		2001	U21 (3)	BYE Katherine		VIK	* 12.18	DNF	* 12.35	24.53	3.35	113.88
4	115		2001	U21 (4)	SMITH Hannah		NOR	12.71	* 12.50	* 12.47	24.97	3.79	128.84
5	101	22943	1999	U21 (5)	BLYTH Charlotte		HEM	* 12.57	DSQ	* 12.47	25.04	3.86	131.22
6	112		2001	U21 (6)	TURNER Madeline		HEM	13.48	* 12.77	* 12.55	25.32	4.14	140.74

Did Not Finish - Run-2 (1)

	119		2001	U21	BYE Katherine		VIK	* 12.18	DNF	* 12.35			
--	-----	--	------	-----	---------------	---	-----	---------	-----	---------	--	--	--

Disqualified - Run-2 (1)







	101	22943	1999	U21	BLYTH Charlotte		HEM	* 12.57	DSQ	* 12.47			
--	-----	-------	------	-----	-----------------	---	-----	---------	-----	---------	--	--	--

EASTERN REGION SNOWSPORTS ASSOCIATION 2019

Team Evolution ERSA Welwyn Summer League

Welwyn - Special Slalom - Female & Male

ERSA Summer League - Final Ranking

Rank	Bib.	RegNo	Year	Cat (Rank)	Name	====	Club	Run-1	Run-2	Run-3	Time	Gap	Points
=== ERSA Under 21 Men ===													
1	2		1999	U21 (1)	HOLMES Thomas		NOR	9.89	* 9.83	* 9.69	19.52		17.38
2	4	23185	2000	U21 (2)	STEWART Oliver		NOR	10.16	* 9.95	* 9.85	19.80	0.28	27.95
3	15	21723	2000	U21 (3)	HOWE Charlie		NOR	10.28	* 9.88	* 10.02	19.90	0.38	31.73
4	14		1999	U21 (4)	CHILDS Lewis		WGC	10.41	* 10.25	* 10.50	20.75	1.23	63.84
5	7		2000	U21 (5)	THOMPSON Connor		VIK	* 11.29	DNF	* 11.71	23.00	3.48	148.84
6	48		2001	U21 (6)	PYALL James		VIK	DSQ	* 13.27	* 13.89	27.16	7.64	305.98
7	13	21196	2001	U21 (7)	URQUHART Colm		HEM	11.41	* 11.06	* 16.51	27.57	8.05	321.47
8	60		2001	U21 (8)	MARTIN Nathan		VIK	19.43	* 16.50	* 15.83	32.33	12.81	501.28

Disqualified - Run-1 (1)

48			2001	U21	PYALL James		VIK	DSQ	* 13.27	* 13.89			
----	--	--	------	-----	-------------	---	-----	-----	---------	---------	--	--	--

Did Not Finish - Run-2 (1)

7			2000	U21	THOMPSON Connor		VIK	* 11.29	DNF	* 11.71			
---	--	--	------	-----	-----------------	---	-----	---------	-----	---------	--	--	--

=== ERSA Senior/Masters 1 Ladies ===

1	94		1992	SM1 (1)	BOWEN Catriona		NOR	DSQ	* 11.97	* 11.79	23.76		87.71
2	116		1987	SM1 (2)	WEIR Suzanne		NOR	* 13.02	DSQ	* 12.78	25.80	2.04	157.05

Disqualified - Run-1 (1)

94			1992	SM1	BOWEN Catriona		NOR	DSQ	* 11.97	* 11.79			
----	--	--	------	-----	----------------	---	-----	-----	---------	---------	--	--	--

Disqualified - Run-2 (1)

116			1987	SM1	WEIR Suzanne		NOR	* 13.02	DSQ	* 12.78			
-----	--	--	------	-----	--------------	---	-----	---------	-----	---------	--	--	--

=== ERSA Senior/Masters 1 Men ===

1	3	24239	1985	SM1 (1)	MANN'S Will		EVO	9.75	* 9.49	* 9.57	19.06		0.00
2	21		1998	SM1 (2)	LEVENE Harry		VIK	* 11.96	23.03	* 11.72	23.68	4.62	174.52
3	31		1998	SM1 (3)	SYDER James		NOR	12.07	* 11.91	* 12.23	24.14	5.08	191.90
4	33	22138	1987	SM1 (4)	BELLAMY Edward		NOR	13.14	* 12.58	* 12.81	25.39	6.33	239.12

=== ERSA Masters 2 Ladies ===

1	110	20742	1971	MA2 (1)	SAMPSON Melissa		NOR	35.97	* 13.02	* 13.02	26.04		165.21
2	95		1970	MA2 (2)	ANDERSON Beverley		VIK	DNF	* 13.56	* 13.30	26.86	0.82	193.09
3	130	25953	1970	MA2 (3)	HARRISON Anna		HEM	19.80	* 17.30	* 17.35	34.65	8.61	457.90

Did Not Finish - Run-1 (1)

95			1970	MA2	ANDERSON Beverley		VIK	DNF	* 13.56	* 13.30			
----	--	--	------	-----	-------------------	---	-----	-----	---------	---------	--	--	--

=== ERSA Masters 2 Men ===





1	5	24596	1974	MA2 (1)	GARDNER Garedd		ESX	10.89	* 10.86	* 10.53	21.39		88.02
2	41		1970	MA2 (2)	FISHER James		ESX	* 11.17	11.24	* 11.49	22.66	1.27	135.99
3	32		1971	MA2 (3)	WOODHOUSE Jamie		HEM	12.58	* 12.00	* 11.49	23.49	2.10	167.35

EASTERN REGION SNOWSPORTS ASSOCIATION 2019

Team Evolution ERSA Welwyn Summer League

Welwyn - Special Slalom - Female & Male

ERSA Summer League - Final Ranking

Rank	Bib.	RegNo	Year	Cat (Rank)	Name	====	Club	Run-1	Run-2	Run-3	Time	Gap	Points
4	38		1971	MA2 (4)	KINGE Blane		NOR	12.43	* 11.81	* 11.73	23.54	2.15	169.23
5	77		1970	MA2 (5)	HARDEN Edgar		NOR	14.14	* 13.29	* 13.47	26.76	5.37	290.87
6	54		1975	MA2 (6)	FISKE Richard		NOR	* 14.42	DNF	* 15.16	29.58	8.19	397.40
7	52	21942	1972	MA2 (7)	LINCOLN Piers		NOR	15.39	* 15.16	* 15.02	30.18	8.79	420.06

Did Not Finish - Run-2 (1)

54		1975	MA2	FISKE Richard		NOR	* 14.42	DNF	* 15.16			
----	--	------	-----	---------------	---	-----	---------	-----	---------	--	--	--




Disqualified - Run-3 (1)

56		1970	MA2	BAUMBACH Michael		VIK	12.98	* 12.93	DSQ			
----	--	------	-----	------------------	---	-----	-------	---------	-----	--	--	--

=== ERSA Masters 3 Ladies ===

1	136		1967	MA3 (1)	MARTIN Tina		TSN	25.07	* 23.57	* 29.09	52.66		1070.14
---	-----	--	------	---------	-------------	---	-----	-------	---------	---------	--------------	--	---------

=== ERSA Masters 3 Men ===

1	22		1964	MA3 (1)	THOMSON Stewart		VIK	11.04	* 10.49	* 11.20	21.69		99.35
2	11	13217	1968	MA3 (2)	SHARP Anthony		HEM	11.23	* 11.05	* 11.11	22.16	0.47	117.10
3	25	24084	1967	MA3 (3)	KING Alistair		HEM	12.35	* 11.81	* 11.83	23.64	1.95	173.01
4	29	18665	1967	MA3 (4)	SYDER Mark		NOR	12.12	* 11.75	* 12.26	24.01	2.32	186.99
5	44		1968	MA3 (5)	BARTLETT James		NOR	DNF	* 14.74	* 13.23	27.97	6.28	336.58
6	51		1963	MA3 (6)	PODKOWINSKI Krzysztof		SMK	* 15.90	DNF	* 16.32	32.22	10.53	497.12

Did Not Start - Run-1 (1)

16	10596	1963	MA3	BUNTON Paul		HEM	DNS	DNS	DNS			
----	-------	------	-----	-------------	---	-----	-----	-----	-----	--	--	--

Did Not Finish - Run-1 (2)

34	24015	1960	MA3	CAMPBELL Stephen		HEM	DNF	DNF	* 13.22			
44		1968	MA3	BARTLETT James		NOR	DNF	* 14.74	* 13.23			

Did Not Start - Run-2 (1)

16	10596	1963	MA3	BUNTON Paul		HEM	DNS	DNS	DNS			
----	-------	------	-----	-------------	---	-----	-----	-----	-----	--	--	--

Did Not Finish - Run-2 (2)

34	24015	1960	MA3	CAMPBELL Stephen		HEM	DNF	DNF	* 13.22			
51		1963	MA3	PODKOWINSKI Krzysztof		SMK	* 15.90	DNF	* 16.32			

Did Not Start - Run-3 (1)

16	10596	1963	MA3	BUNTON Paul		HEM	DNS	DNS	DNS			
----	-------	------	-----	-------------	---	-----	-----	-----	-----	--	--	--

Disqualified - Run-3 (1)

83		1967	MA3	PAGE-BROWN Simon		WGC	17.35	* 16.35	DSQ			
----	--	------	-----	------------------	---	-----	-------	---------	-----	--	--	--

=== ERSA Masters 4 Men ===

1	37	10372	1959	MA4 (1)	ANDERSON Christopher		VIK	* 12.55	DNF	* 12.60	25.15		230.05
2	55		1957	MA4 (2)	PENNECK Jeffrey		ESX	* 15.05	DNF	* 14.87	29.92	4.77	410.24
3	57		1951	MA4 (3)	COOPER Douglas		NOR	15.78	* 15.65	* 15.02	30.67	5.52	438.57

EASTERN REGION SNOWSPORTS ASSOCIATION 2019

Team Evolution ERSa Welwyn Summer League

Welwyn - Special Slalom - Female & Male

ERSa Summer League - Final Ranking

Rank	Bib.	RegNo	Year	Cat	(Rank)	Name	====	Club	Run-1	Run-2	Run-3	Time	Gap	Points
4	58		1946	MA4	(4)	COOPER Ron		NOR	17.39	* 16.95	* 16.77	33.72	8.57	553.79

Did Not Finish - Run-2 (2)

	37	10372	1959	MA4		ANDERSON Christopher		VIK	* 12.55	DNF	* 12.60			
	55		1957	MA4		PENNECK Jeffrey		ESX	* 15.05	DNF	* 14.87			



EASTERN REGION SNOWSPORTS ASSOCIATION 2019










Team Evolution ERSA Welwyn Summer League

Welwyn - Special Slalom - Female & Male

ERSA Summer League - Final Ranking

Rank	Bib.	RegNo	Year	Cat	(Rank) Name	====	Club	Run-1	Run-2	Run-3	Time	Gap
Sex: Women												
1	97	21897	2002	U18	(1) MARTIN Lily		ESX	10.43	* 10.41	* 10.77	21.18	
1	92	20337	2001	U21	(1) SKIPPER Megan		NOR	10.99	* 10.54	* 10.64	21.18	
3	152	20496	2002	U18	(2) SCRANAGE-HARRISON Elenor		HEM	11.07	* 10.72	* 10.66	21.38	0.20
4	99	23246	2003	U18	(3) WARNE Charlotte		HEM	11.12	* 10.75	* 10.64	21.39	0.21
5	100	22938	2006	U14	(1) HOWESON Olivia		HEM	11.14	* 10.82	* 10.96	21.78	0.60
6	93	24065	2005	U16	(1) LINCOLN Isabel		NOR	11.63	* 11.24	* 11.03	22.27	1.09
7	102	24207	2004	U16	(2) GLADIN Amber		HEM	* 11.19	DSQ	* 11.10	22.29	1.11
8	91	22858	2006	U14	(2) PUTMAN Abigail		ASR	* 11.13	DSQ	* 11.37	22.50	1.32
9	103	22937	2005	U16	(3) ALEY Lauren		HEM	11.86	* 11.25	* 11.32	22.57	1.39
10	98	24891	2004	U16	(4) VENABLES Felicity		VIK	11.75	* 11.33	* 11.34	22.67	1.49
11	150	20725	2002	U18	(4) WARMINGTON Harriet		HEM	11.57	* 11.57	* 11.45	23.02	1.84
12	132	23945	2007	U14	(3) SAUNDERS Katie		HEM	12.01	* 11.50	* 11.86	23.36	2.18
13	148		2007	U14	(4) SARKAR Anna		ESX	12.09	* 11.84	* 11.63	23.47	2.29
14	104		2001	U21	(2) HACKETT Layla		VIK	12.16	* 11.94	* 11.63	23.57	2.39
15	96		2002	U18	(5) HAWES Isobel		NOR	11.78	* 11.72	* 11.91	23.63	2.45
16	144	22859	2007	U14	(5) PUTMAN Daisy		ASR	12.59	* 11.93	* 11.71	23.64	2.46
17	94		1992	SM1	(1) BOWEN Catriona		NOR	DSQ	* 11.97	* 11.79	23.76	2.58
18	143		2007	U14	(6) HIGGS Eira-Mia		ESX	* 12.01	DNF	* 11.81	23.82	2.64
19	105		2003	U18	(6) FRANCIS Mia		VIK	12.28	* 12.21	* 11.93	24.14	2.96
20	119		2001	U21	(3) BYE Katherine		VIK	* 12.18	DNF	* 12.35	24.53	3.35
21	117	24114	2005	U16	(5) VIMPANY Lara		TSN	13.29	* 12.48	* 12.08	24.56	3.38
22	108		2003	U18	(7) GROSE Elise		NOR	13.03	* 12.40	* 12.19	24.59	3.41
23	115		2001	U21	(4) SMITH Hannah		NOR	12.71	* 12.50	* 12.47	24.97	3.79
24	101	22943	1999	U21	(5) BLYTH Charlotte		HEM	* 12.57	DSQ	* 12.47	25.04	3.86
25	135	24038	2007	U14	(7) BUSHELL Grace		NOR	12.79	* 12.54	* 12.69	25.23	4.05
26	112		2001	U21	(6) TURNER Madeline		HEM	13.48	* 12.77	* 12.55	25.32	4.14
27	111	24072	2004	U16	(6) WOOD Caitlin		VIK	13.29	* 13.01	* 12.34	25.35	4.17
28	109	25685	2006	U14	(8) FLITTON Zoe		HEM	13.33	* 12.76	* 12.64	25.40	4.22
29	116		1987	SM1	(2) WEIR Suzanne		NOR	* 13.02	DSQ	* 12.78	25.80	4.62
30	113	23350	2002	U18	(8) GOMEZ CLARKE Anna		NOR	13.28	* 13.21	* 12.61	25.82	4.64
31	110	20742	1971	MA2	(1) SAMPSON Melissa		NOR	35.97	* 13.02	* 13.02	26.04	4.86
32	106	22983	2002	U18	(9) BLYTH Helena		HEM	13.57	* 13.27	* 13.06	26.33	5.15
33	137	25756	2006	U14	(9) MANSOUR Zoe		ASR	15.08	* 13.51	* 12.89	26.40	5.22
34	142		2007	U14	(10) LINCOLN Imogen		NOR	13.75	* 13.16	* 13.44	26.60	5.42
35	121		2003	U18	(10) WEST Sophie		VIK	14.18	* 13.51	* 13.29	26.80	5.62
36	140	26015	2007	U14	(11) GIBBS Heidi		NOR	13.82	* 13.79	* 13.07	26.86	5.68
36	95		1970	MA2	(2) ANDERSON Beverley		VIK	DNF	* 13.56	* 13.30	26.86	5.68
38	120	24893	2006	U14	(12) VENABLES Phoebe		VIK	DNF	* 13.89	* 13.27	27.16	5.98
39	151		2007	U14	(13) LAST Isabelle		NOR	14.67	* 13.86	* 13.66	27.52	6.34
40	125		2005	U16	(7) SAUNDERS Mackenzi		VIK	14.14	* 14.12	* 13.85	27.97	6.79
41	141		2007	U14	(14) KITCHING Martha		VIK	* 15.32	DNF	* 13.96	29.28	8.10
42	118		2005	U16	(8) CONNOLD Rosie		WGC	DNF	* 15.47	* 13.97	29.44	8.26
43	128		2006	U14	(15) BUTCHER Issy		ESX	DNF	* 15.57	* 14.49	30.06	8.88
44	127		2004	U16	(9) MCGROARTY Olivia		HEM	DSQ	* 16.31	* 13.98	30.29	9.11
45	134		2007	U14	(16) HAWKS Francesca		WGC	DSQ	* 15.40	* 14.94	30.34	9.16

EASTERN REGION SNOWSPORTS ASSOCIATION 2019
Team Evolution ERSA Welwyn Summer League
Welwyn - Special Slalom - Female & Male
ERSA Summer League - Final Ranking

Rank	Bib.	RegNo	Year	Cat	(Rank) Name	====	Club	Run-1	Run-2	Run-3	Time	Gap
46	129		2004	U16	(10) TWEEDIE Daisy		HEM	16.14	* 15.48	* 15.25	30.73	9.55
47	122		2005	U16	(11) BELL Matilda		HEM	* 15.75	DSQ	* 15.30	31.05	9.87
48	131		2006	U14	(17) BURNS Ella		ESX	15.73	* 15.19	* 15.92	31.11	9.93
49	124		2003	U18	(11) CUTHBERT Tia		VIK	16.85	* 15.99	* 15.71	31.70	10.52
50	139		2006	U14	(18) SANDERS Olivia		NOR	17.92	* 16.69	* 17.18	33.87	12.69
51	149		2007	U14	(19) WOOD Emma		HEM	* 16.84	17.81	* 17.23	34.07	12.89
52	130	25953	1970	MA2	(3) HARRISON Anna		HEM	19.80	* 17.30	* 17.35	34.65	13.47
53	123		2004	U16	(12) JONES Charlotte		TAL	* 24.80	DSQ	* 13.37	38.17	16.99
54	136		1967	MA3	(1) MARTIN Tina		TSN	25.07	* 23.57	* 29.09	52.66	31.48

Did Not Start - Run-1 (3)

133		2006	U14	TANDY Vanessa		WGC	DNS	DNS	DNS
145		2007	U14	KINGE Lucy		NOR	DNS	DNS	DNS
146		2007	U14	BOOTH Amelie		HEM	DNS	DNS	DNS

Did Not Finish - Run-1 (5)

95		1970	MA2	ANDERSON Beverley		VIK	DNF	* 13.56	* 13.30
114	24074	2004	U16	MERRIGAN Elizabeth		VIK	DNF	DNF	DNF
118		2005	U16	CONNOLD Rosie		WGC	DNF	* 15.47	* 13.97
120	24893	2006	U14	VENABLES Phoebe		VIK	DNF	* 13.89	* 13.27
128		2006	U14	BUTCHER Issy		ESX	DNF	* 15.57	* 14.49

Disqualified - Run-1 (3)

94		1992	SM1	BOWEN Catriona		NOR	DSQ	* 11.97	* 11.79
127		2004	U16	MCGROARTY Olivia		HEM	DSQ	* 16.31	* 13.98
134		2007	U14	HAWKS Francesca		WGC	DSQ	* 15.40	* 14.94






Did Not Start - Run-2 (3)

133		2006	U14	TANDY Vanessa		WGC	DNS	DNS	DNS
145		2007	U14	KINGE Lucy		NOR	DNS	DNS	DNS
146		2007	U14	BOOTH Amelie		HEM	DNS	DNS	DNS

Did Not Finish - Run-2 (4)

114	24074	2004	U16	MERRIGAN Elizabeth		VIK	DNF	DNF	DNF
119		2001	U21	BYE Katherine		VIK	* 12.18	DNF	* 12.35
141		2007	U14	KITCHING Martha		VIK	* 15.32	DNF	* 13.96
143		2007	U14	HIGGS Eira-Mia		ESX	* 12.01	DNF	* 11.81

Disqualified - Run-2 (7)

91	22858	2006	U14	PUTMAN Abigail		ASR	* 11.13	DSQ	* 11.37
101	22943	1999	U21	BLYTH Charlotte		HEM	* 12.57	DSQ	* 12.47
102	24207	2004	U16	GLADIN Amber		HEM	* 11.19	DSQ	* 11.10
116		1987	SM1	WEIR Suzanne		NOR	* 13.02	DSQ	* 12.78
122		2005	U16	BELL Matilda		HEM	* 15.75	DSQ	* 15.30
123		2004	U16	JONES Charlotte		TAL	* 24.80	DSQ	* 13.37
126		2004	U16	PINNELL-BROWN Alexandra		HEM	* 14.83	DSQ	DSQ

Did Not Start - Run-3 (3)

133		2006	U14	TANDY Vanessa		WGC	DNS	DNS	DNS
145		2007	U14	KINGE Lucy		NOR	DNS	DNS	DNS
146		2007	U14	BOOTH Amelie		HEM	DNS	DNS	DNS

Did Not Finish - Run-3 (2)


107	22930	2006	U14	BLACKWELL Lucy		TAL	12.41	* 12.05	DNF
-----	-------	------	-----	-----------------------	---	-----	-------	---------	-----

EASTERN REGION SNOWSPORTS ASSOCIATION 2019

Team Evolution ERSA Welwyn Summer League

Welwyn - Special Slalom - Female & Male

ERSA Summer League - Final Ranking

Rank	Bib.	RegNo	Year	Cat	(Rank) Name	====	Club	Run-1	Run-2	Run-3	Time	Gap
	114	24074	2004	U16	MERRIGAN Elizabeth		VIK	DNF	DNF	DNF		

Disqualified - Run-3 (3)

	126		2004	U16	PINNELL-BROWN Alexandra		HEM	* 14.83	DSQ	DSQ		
	138		2006	U14	ISSOT Sophie		WGC	17.42	* 16.05	DSQ		
	147		2003	U18	CHANDLER Sophie		ESX	18.31	* 18.02	DSQ		





Sex: Men

1	3	24239	1985	SM1	(1) MANN'S Will		EVO	9.75	* 9.49	* 9.57	19.06	
2	2		1999	U21	(1) HOLMES Thomas		NOR	9.89	* 9.83	* 9.69	19.52	0.46
3	4	23185	2000	U21	(2) STEWARD Oliver		NOR	10.16	* 9.95	* 9.85	19.80	0.74
4	15	21723	2000	U21	(3) HOWE Charlie		NOR	10.28	* 9.88	* 10.02	19.90	0.84
5	6		2002	U18	(1) GOMEZ CLARKE Jamie		NOR	10.41	* 10.28	* 9.90	20.18	1.12
6	1	20884	2003	U18	(2) THOMPSON Joseph		NOR	DNF	* 10.16	* 10.09	20.25	1.19
7	14		1999	U21	(4) CHILDS Lewis		WGC	10.41	* 10.25	* 10.50	20.75	1.69
8	12	24443	2004	U16	(1) MARSH Joel		NOR	DSQ	* 10.34	* 10.55	20.89	1.83
9	5	24596	1974	MA2	(1) GARDNER Garedd		ESX	10.89	* 10.86	* 10.53	21.39	2.33
10	24	23354	2005	U16	(2) CHAUHAN Rohan		NOR	11.30	* 10.78	* 10.73	21.51	2.45
11	9		2003	U18	(3) TURNER Alfie		HEM	11.25	* 10.85	* 10.78	21.63	2.57
12	22		1964	MA3	(1) THOMSON Stewart		VIK	11.04	* 10.49	* 11.20	21.69	2.63
13	39		2002	U18	(4) FISKE Samuel		NOR	11.05	* 10.88	* 10.84	21.72	2.66
14	20	22087	2005	U16	(3) PARKER Travis		NOR	11.39	* 10.91	* 10.83	21.74	2.68
15	82		2004	U16	(4) HETHERINGTON Max		HEM	* 10.92	DNF	* 10.83	21.75	2.69
16	8	23349	2003	U18	(5) BUSHELL George		NOR	10.87	* 10.76	* 11.06	21.82	2.76
17	10	22059	2006	U14	(1) DADE Jake		NOR	10.77	* 10.68	* 11.24	21.92	2.86
18	11	13217	1968	MA3	(2) SHARP Anthony		HEM	11.23	* 11.05	* 11.11	22.16	3.10
19	42		2002	U18	(6) HEYMOZ Daniel		WGC	11.41	* 11.06	* 11.16	22.22	3.16
20	68	23557	2007	U14	(2) MITCHELL Kieran		NOR	11.16	* 11.03	* 11.20	22.23	3.17
21	19	20264	2003	U18	(7) REIDY Thomas		HEM	11.17	* 11.07	* 11.22	22.29	3.23
22	27	25253	2004	U16	(5) FISHER Edward		ESX	* 11.05	11.13	* 11.54	22.59	3.53
23	41		1970	MA2	(2) FISHER James		ESX	* 11.17	11.24	* 11.49	22.66	3.60
24	7		2000	U21	(5) THOMPSON Connor		VIK	* 11.29	DNF	* 11.71	23.00	3.94
25	30		2006	U14	(3) PENNECK Alexander		ESX	11.80	* 11.44	* 11.61	23.05	3.99
26	17		2005	U16	(6) MONTGOMERY Freddie		NOR	11.81	* 11.53	* 11.86	23.39	4.33
27	36	23652	2002	U18	(8) ROLFE Joshua		SMK	* 11.61	DSQ	* 11.88	23.49	4.43
27	32		1971	MA2	(3) WOODHOUSE Jamie		HEM	12.58	* 12.00	* 11.49	23.49	4.43
29	38		1971	MA2	(4) KINGE Blane		NOR	12.43	* 11.81	* 11.73	23.54	4.48
30	25	24084	1967	MA3	(3) KING Alistair		HEM	12.35	* 11.81	* 11.83	23.64	4.58
31	21		1998	SM1	(2) LEVENE Harry		VIK	* 11.96	23.03	* 11.72	23.68	4.62
32	63	24073	2007	U14	(4) WOOD George		VIK	11.70	* 11.46	* 12.27	23.73	4.67
33	40		2005	U16	(7) THOMSON Kai		VIK	12.70	* 11.93	* 11.86	23.79	4.73
34	29	18665	1967	MA3	(4) SYDER Mark		NOR	12.12	* 11.75	* 12.26	24.01	4.95
35	45		2004	U16	(8) MONTERO Charles		HEM	12.16	* 11.85	* 12.22	24.07	5.01
35	35		2004	U16	(8) ALI Dylan		VIK	12.50	* 11.76	* 12.31	24.07	5.01
37	31		1998	SM1	(3) SYDER James		NOR	12.07	* 11.91	* 12.23	24.14	5.08
38	86	24133	2006	U14	(5) PHILLIPS Daniel		HEM	* 12.15	DNF	* 12.41	24.56	5.50
39	70		2007	U14	(6) PIETRZAK Maximilian		ESX	12.55	* 12.50	* 12.14	24.64	5.58
40	26		2004	U16	(10) CANNING Thomas		NOR	DSQ	* 12.69	* 11.96	24.65	5.59
41	87		2003	U18	(9) NOON Alexander		HEM	* 12.82	DSQ	* 12.32	25.14	6.08
42	37	10372	1959	MA4	(1) ANDERSON Christopher		VIK	* 12.55	DNF	* 12.60	25.15	6.09
43	33	22138	1987	SM1	(4) BELLAMY Edward		NOR	13.14	* 12.58	* 12.81	25.39	6.33
44	79		2007	U14	(7) FRANCIS Jude		VIK	12.80	* 12.76	* 12.85	25.61	6.55
45	80		2007	U14	(8) WATSON Toby		NOR	* 12.83	DNF	* 12.79	25.62	6.56
46	66		2007	U14	(9) GODLEY Benedict		WGC	13.68	* 13.10	* 12.90	26.00	6.94

EASTERN REGION SNOWSPORTS ASSOCIATION 2019
Team Evolution ERSA Welwyn Summer League
Welwyn - Special Slalom - Female & Male
ERSA Summer League - Final Ranking

Rank	Bib.	RegNo	Year	Cat	(Rank)	Name	====	Club	Run-1	Run-2	Run-3	Time	Gap
47	49		2004	U16	(11)	FULCHER Lewis		VIK	13.47	* 13.02	* 13.37	26.39	7.33
48	75	23961	2007	U14	(10)	DUCKENFIELD Jack		HEM	13.76	* 13.27	* 13.18	26.45	7.39
49	85		2007	U14	(11)	COOPER Charlie		ESX	13.81	* 13.68	* 12.84	26.52	7.46
50	46		2005	U16	(12)	PAGE-BROWNE Adam		WGC	13.21	* 13.14	* 13.41	26.55	7.49
51	77		1970	MA2	(5)	HARDEN Edgar		NOR	14.14	* 13.29	* 13.47	26.76	7.70
52	48		2001	U21	(6)	PYALL James		VIK	DSQ	* 13.27	* 13.89	27.16	8.10
53	13	21196	2001	U21	(7)	URQUHART Colm		HEM	11.41	* 11.06	* 16.51	27.57	8.51
54	72		2007	U14	(12)	LYTHELL Austin		NOR	14.02	* 13.49	* 14.19	27.68	8.62
55	69		2007	U14	(13)	FORDE - POGSON Hayden		NOR	DSQ	* 13.56	* 14.13	27.69	8.63
56	44		1968	MA3	(5)	BARTLETT James		NOR	DNF	* 14.74	* 13.23	27.97	8.91
57	53	25817	2006	U14	(14)	BROWN Connor		ESX	37.21	* 14.01	* 14.42	28.43	9.37
58	28		2004	U16	(13)	DAVIES Ben		NOR	* 16.38	16.90	* 12.20	28.58	9.52
59	73	25818	2007	U14	(15)	BROWN Aidan		ESX	16.63	* 14.51	* 14.09	28.60	9.54
60	67		2007	U14	(16)	STEPHAN Arturo		WGC	DNF	* 14.85	* 14.23	29.08	10.02
61	54		1975	MA2	(6)	FISKE Richard		NOR	* 14.42	DNF	* 15.16	29.58	10.52
62	78		2007	U14	(17)	IRVIN Tom		NOR	36.32	* 15.02	* 14.61	29.63	10.57
63	74		2007	U14	(18)	MACKAY Tristan		NOR	DNF	* 14.61	* 15.08	29.69	10.63
64	61		2006	U14	(19)	LYONS Ben		HEM	* 14.68	15.07	* 15.14	29.82	10.76
65	55		1957	MA4	(2)	PENNECK Jeffrey		ESX	* 15.05	DNF	* 14.87	29.92	10.86
66	59		2005	U16	(14)	COOMBS Jacob		WGC	16.45	* 15.41	* 14.77	30.18	11.12
66	52	21942	1972	MA2	(7)	LINCOLN Piers		NOR	15.39	* 15.16	* 15.02	30.18	11.12
68	57		1951	MA4	(3)	COOPER Douglas		NOR	15.78	* 15.65	* 15.02	30.67	11.61
69	81		2007	U14	(20)	MONTERO Jonny		HEM	16.05	* 16.00	* 15.71	31.71	12.65
70	62		2005	U16	(15)	PEET Henry		WGC	16.92	* 15.72	* 16.07	31.79	12.73
71	51		1963	MA3	(6)	PODKOWINSKI Krzysztof		SMK	* 15.90	DNF	* 16.32	32.22	13.16
72	60		2001	U21	(8)	MARTIN Nathan		VIK	19.43	* 16.50	* 15.83	32.33	13.27
73	64		2006	U14	(21)	MCNESS Harley		VIK	DNF	* 17.12	* 16.55	33.67	14.61
74	58		1946	MA4	(4)	COOPER Ron		NOR	17.39	* 16.95	* 16.77	33.72	14.66
75	65		2005	U16	(16)	PIERSON Louis		WGC	DNF	* 17.47	* 18.17	35.64	16.58
76	84		2005	U16	(17)	IBBOTSON Nicholas		WGC	* 19.56	DSQ	* 17.28	36.84	17.78

Did Not Start - Run-1 (4)

16	10596	1963	MA3	BUNTON Paul		HEM	DNS	DNS	DNS
23	23818	2005	U16	TEMPLE Frederick		NOR	DNS	DNS	DNS
50		2002	U18	TUDOR James		WGC	DNS	DNS	DNS
71		2007	U14	CHILDS Scott		WGC	DNS	* 15.99	DNS

Did Not Finish - Run-1 (8)

1	20884	2003	U18	THOMPSON Joseph		NOR	DNF	* 10.16	* 10.09
34	24015	1960	MA3	CAMPBELL Stephen		HEM	DNF	DNF	* 13.22
43		2004	U16	MUNDY Jack		ESX	DNF	DNF	* 12.18
44		1968	MA3	BARTLETT James		NOR	DNF	* 14.74	* 13.23
64		2006	U14	MCNESS Harley		VIK	DNF	* 17.12	* 16.55
65		2005	U16	PIERSON Louis		WGC	DNF	* 17.47	* 18.17
67		2007	U14	STEPHAN Arturo		WGC	DNF	* 14.85	* 14.23
74		2007	U14	MACKAY Tristan		NOR	DNF	* 14.61	* 15.08

Disqualified - Run-1 (4)

12	24443	2004	U16	MARSH Joel		NOR	DSQ	* 10.34	* 10.55
26		2004	U16	CANNING Thomas		NOR	DSQ	* 12.69	* 11.96
48		2001	U21	PYALL James		VIK	DSQ	* 13.27	* 13.89
69		2007	U14	FORDE - POGSON Hayden		NOR	DSQ	* 13.56	* 14.13

Did Not Start - Run-2 (3)



16	10596	1963	MA3	BUNTON Paul		HEM	DNS	DNS	DNS
----	-------	------	-----	-------------	---	-----	-----	-----	-----

EASTERN REGION SNOWSPORTS ASSOCIATION 2019

Team Evolution ERSA Welwyn Summer League

Welwyn - Special Slalom - Female & Male

ERSA Summer League - Final Ranking

Rank	Bib.	RegNo	Year	Cat	(Rank) Name	====	Club	Run-1	Run-2	Run-3	Time	Gap
	23	23818	2005	U16	TEMPLE Frederick		NOR	DNS	DNS	DNS		
	50		2002	U18	TUDOR James		WGC	DNS	DNS	DNS		





Did Not Finish - Run-2 (11)

	7		2000	U21	THOMPSON Connor		VIK	* 11.29	DNF	* 11.71		
	34	24015	1960	MA3	CAMPBELL Stephen		HEM	DNF	DNF	* 13.22		
	37	10372	1959	MA4	ANDERSON Christopher		VIK	* 12.55	DNF	* 12.60		
	43		2004	U16	MUNDY Jack		ESX	DNF	DNF	* 12.18		
	51		1963	MA3	PODKOWINSKI Krzysztof		SMK	* 15.90	DNF	* 16.32		
	54		1975	MA2	FISKE Richard		NOR	* 14.42	DNF	* 15.16		
	55		1957	MA4	PENNECK Jeffrey		ESX	* 15.05	DNF	* 14.87		
	76		2007	U14	SAUNDERS Rhys		ESX	* 13.33	DNF	DNF		
	80		2007	U14	WATSON Toby		NOR	* 12.83	DNF	* 12.79		
	82		2004	U16	HETHERINGTON Max		HEM	* 10.92	DNF	* 10.83		
	86	24133	2006	U14	PHILLIPS Daniel		HEM	* 12.15	DNF	* 12.41		

Disqualified - Run-2 (3)

	36	23652	2002	U18	ROLFE Joshua		SMK	* 11.61	DSQ	* 11.88		
	84		2005	U16	IBBOTSON Nicholas		WGC	* 19.56	DSQ	* 17.28		
	87		2003	U18	NOON Alexander		HEM	* 12.82	DSQ	* 12.32		

Did Not Start - Run-3 (4)

	16	10596	1963	MA3	BUNTON Paul		HEM	DNS	DNS	DNS		
	23	23818	2005	U16	TEMPLE Frederick		NOR	DNS	DNS	DNS		
	50		2002	U18	TUDOR James		WGC	DNS	DNS	DNS		
	71		2007	U14	CHILDS Scott		WGC	DNS	* 15.99	DNS		

Did Not Finish - Run-3 (2)

	18	24227	2006	U14	HADINGHAM Alex		NOR	11.01	* 10.96	DNF		
	76		2007	U14	SAUNDERS Rhys		ESX	* 13.33	DNF	DNF		

Disqualified - Run-3 (3)

	47		2002	U18	MERAJ Luan		NOR	13.58	* 12.85	DSQ		
	56		1970	MA2	BAUMBACH Michael		VIK	12.98	* 12.93	DSQ		
	83		1967	MA3	PAGE-BROWN Simon		WGC	17.35	* 16.35	DSQ		