



EASTERN REGION SNOWSPORTS ASSOCIATION 2019 - Girls & Boys

Team Evolution Norfolk Summer League

Norfolk - Special Slalom - Girls & Boys - Under 12's

ERSA Summer League - Final Ranking

Rank	Bib.	RegNo	Year	Cat	(Rank) Name	====	Club	Run-1	Run-2	Run-3	Time	Gap
------	------	-------	------	-----	-------------	------	------	-------	-------	-------	------	-----

=== ERS Under 08 Girls ===

1	25		2012	U08	(1) WELSH Jolie		SUR	22.82	* 21.76	* 22.02	43.78	
2	21		2012	U08	(2) GREEN Isis		NOR	25.20	* 23.40	* 23.70	47.10	3.32
3	24		2012	U08	(3) ANDERSON Esme		VIK	* 25.80	27.38	* 26.97	52.77	8.99
4	46		2012	U08	(4) SINGH Isabella		NOR	* 27.18	* 26.64	27.23	53.82	10.04
5	37		2012	U08	(5) WILSON Catlin		NOR	35.37	* 33.97	* 34.71	1:08.68	24.90

=== ERS Under 08 Boys ===

1	18		2012	U08	(1) GREENLAND Samuel		SMK	* 19.28	* 19.10	25.64	38.38	
2	41		2012	U08	(2) MARTIN Harry		VIK	25.29	* 24.25	* 23.65	47.90	9.52
3	42		2012	U08	(3) DELICATA Noah		NOR	25.89	* 24.55	* 25.09	49.64	11.26
4	39		2012	U08	(4) HARRIS-PAGE Theo		VIK	* 36.74	* 35.26	37.32	1:12.00	33.62

=== ERS Under 10 Girls ===

1	13	25086	2011	U10	(1) FLITTON Lily		HEM	DSQ	* 18.03	* 17.99	36.02	
2	17		2010	U10	(2) TOMS Juliette		ESX	* 19.65	* 19.72	20.38	39.37	3.35
3	6		2010	U10	(3) FISKE Jemima		NOR	21.38	* 21.24	* 20.92	42.16	6.14
4	26		2011	U10	(4) HIGGS Sasha		ESX	* 23.06	23.91	* 22.14	45.20	9.18
5	34		2010	U10	(5) SAUNDERS Saya		ESX	25.06	* 24.09	* 23.73	47.82	11.80
6	33		2010	U10	(6) GLADIN Violet		HEM	* 24.39	1:12.95	* 25.38	49.77	13.75
7	36		2011	U10	(7) SHELOFF Ava		HEM	* 26.99	* 25.25	27.41	52.24	16.22

Disqualified - Run-1 (1)

	13	25086	2011	U10	FLITTON Lily		HEM	DSQ	* 18.03	* 17.99		
--	----	-------	------	-----	--------------	--	-----	-----	---------	---------	--	--

=== ERS Under 10 Boys ===

1	10		2010	U10	(1) KINGE Jacob		NOR	DNF	* 16.49	* 16.77	33.26	
2	4		2010	U10	(2) LAST William		NOR	19.48	* 18.78	* 18.71	37.49	4.23
3	29		2011	U10	(3) IRVIN Sam		NOR	21.58	* 20.70	* 20.89	41.59	8.33
4	20		2011	U10	(4) CROFT Alfie		NOR	21.98	* 21.31	* 20.51	41.82	8.56
5	28		2011	U10	(5) PARKER Charles		HEM	* 21.31	* 21.86	21.99	43.17	9.91
6	27		2011	U10	(6) CHEONGVEE Isaac		NOR	45.39	* 22.18	* 21.37	43.55	10.29
7	32		2010	U10	(7) BURNS Robert		ESX	* 21.60	22.72	* 22.13	43.73	10.47
8	30		2010	U10	(8) WELSH Gabriel		SUR	22.50	* 22.48	* 21.94	44.42	11.16
9	35		2011	U10	(9) WALLER-BECKETT James		NOR	23.59	* 22.68	* 23.52	46.20	12.94

EASTERN REGION SNOWSPORTS ASSOCIATION 2019 - Girls & Boys

Team Evolution Norfolk Summer League

Norfolk - Special Slalom - Girls & Boys - Under 12's

ERSA Summer League - Final Ranking

Rank	Bib.	RegNo	Year	Cat	(Rank) Name	====	Club	Run-1	Run-2	Run-3	Time	Gap
------	------	-------	------	-----	-------------	------	------	-------	-------	-------	------	-----

Did Not Finish - Run-1 (1)

	10		2010	U10	KINGE Jacob		NOR	DNF	* 16.49	* 16.77		
--	----	--	------	-----	-------------	---	-----	-----	---------	---------	--	--

=== ERSA Under 12 Girls ===

1	3	23666	2008	U12	(1) HOWESON Lucy		HEM	* 16.43	16.71	* 16.31	32.74	
2	11	25541	2009	U12	(2) WELSH Madeleine		VIK	* 16.73	* 16.83	16.98	33.56	0.82
3	5		2009	U12	(3) WATSON Antonia		NOR	* 18.32	18.72	* 18.49	36.81	4.07
4	23		2008	U12	(4) HARDEN Mirabelle		NOR	18.95	* 18.91	* 18.80	37.71	4.97
5	44		2008	U12	(5) JELPIDIFOROVA Valeria		ESX	* 20.27	* 19.69	20.27	39.96	7.22
6	19		2009	U12	(6) GREEN Tallulah		NOR	21.61	* 21.41	* 21.09	42.50	9.76
7	40		2009	U12	(7) DELICATA Zoe		NOR	24.13	* 23.62	* 23.96	47.58	14.84

Did Not Start - Run-1 (1)

	1	24116	2008	U12	VIMPANY Ellie		TSN	DNS	DNS	DNS		
--	---	-------	------	-----	---------------	---	-----	-----	-----	-----	--	--














Did Not Start - Run-2 (1)

	1	24116	2008	U12	VIMPANY Ellie		TSN	DNS	DNS	DNS		
--	---	-------	------	-----	---------------	---	-----	-----	-----	-----	--	--

Did Not Start - Run-3 (1)

	1	24116	2008	U12	VIMPANY Ellie		TSN	DNS	DNS	DNS		
--	---	-------	------	-----	---------------	---	-----	-----	-----	-----	--	--

=== ERSA Under 12 Boys ===

1	15		2009	U12	(1) BLACKWELL Jasper		TAL	* 16.53	* 16.84	16.88	33.37	
2	7	25892	2009	U12	(2) MARTIN Oliver		VIK	* 16.80	17.08	* 16.62	33.42	0.05
3	8	37285	2008	U12	(3) GREEN Johnny		NOR	16.95	* 16.61	* 16.82	33.43	0.06
4	2		2008	U12	(4) SNELLING George		NOR	18.82	* 17.89	* 17.52	35.41	2.04
5	16		2009	U12	(5) SNELLING Rufus		NOR	* 17.75	18.03	* 17.99	35.74	2.37
6	12		2008	U12	(6) BARTLETT Tom		NOR	* 17.99	* 18.50	18.62	36.49	3.12
7	9		2008	U12	(7) GIBBS Evan		NOR	19.06	* 18.85	* 18.44	37.29	3.92
8	14		2008	U12	(8) WEST Haydn		WGC	20.83	* 19.11	* 19.00	38.11	4.74
9	22		2009	U12	(9) WILSON Thomas		NOR	19.70	* 19.65	* 18.58	38.23	4.86
10	31		2008	U12	(10) CHAUHAN Ruben		NOR	* 22.89	* 22.95	23.12	45.84	12.47
11	45		2009	U12	(11) SINGH Alexander		NOR	* 25.70	26.15	* 26.04	51.74	18.37
12	47		2008	U12	(12) PENDLETON James		NOR	29.31	* 27.34	* 27.22	54.56	21.19
13	43		2008	U12	(13) LEFTLEY Ralph		NOR	* 29.30	DSQ	* 30.74	1:00.04	26.67

Did Not Start - Run-1 (1)

	38		2008	U12	ROBERTSON Oliver		NOR	DNS	DNS	DNS		
--	----	--	------	-----	------------------	---	-----	-----	-----	-----	--	--

Did Not Start - Run-2 (1)

	38		2008	U12	ROBERTSON Oliver		NOR	DNS	DNS	DNS		
--	----	--	------	-----	------------------	---	-----	-----	-----	-----	--	--

Disqualified - Run-2 (1)

	43		2008	U12	LEFTLEY Ralph		NOR	* 29.30	DSQ	* 30.74		
--	----	--	------	-----	---------------	---	-----	---------	-----	---------	--	--

Did Not Start - Run-3 (1)

	38		2008	U12	ROBERTSON Oliver		NOR	DNS	DNS	DNS		
--	----	--	------	-----	------------------	---	-----	-----	-----	-----	--	--



EASTERN REGION SNOWSPORTS ASSOCIATION 2019 - Girls & Boys

Team Evolution Norfolk Summer League

Norfolk - Special Slalom - Girls & Boys - Under 12's

ERSA Summer League - Final Ranking

Rank	Bib.	RegNo	Year	Cat (Rank)	Name	====	Club	Run-1	Run-2	Run-3	Time	Gap	Points
==ERSA Girls and Ladies ==													
1	3	23666	2008	U12 (1)	HOWESON Lucy		HEM	* 16.43	16.71	* 16.31	32.74		0.00
2	11	25541	2009	U12 (2)	WELSH Madeleine		VIK	* 16.73	* 16.83	16.98	33.56	0.82	18.03
3	13	25086	2011	U10 (1)	FLITTON Lily		HEM	DSQ	* 18.03	* 17.99	36.02	3.28	72.13
4	5		2009	U12 (3)	WATSON Antonia		NOR	* 18.32	18.72	* 18.49	36.81	4.07	89.51
5	23		2008	U12 (4)	HARDEN Mirabelle		NOR	18.95	* 18.91	* 18.80	37.71	4.97	109.30
6	17		2010	U10 (2)	TOMS Juliette		ESX	* 19.65	* 19.72	20.38	39.37	6.63	145.80
7	44		2008	U12 (5)	JELPIDIFOROVA Valeria		ESX	* 20.27	* 19.69	20.27	39.96	7.22	158.78
8	6		2010	U10 (3)	FISKE Jemima		NOR	21.38	* 21.24	* 20.92	42.16	9.42	207.16
9	19		2009	U12 (6)	GREEN Tallulah		NOR	21.61	* 21.41	* 21.09	42.50	9.76	214.64
10	25		2012	U08 (1)	WELSH Jolie		SUR	22.82	* 21.76	* 22.02	43.78	11.04	242.79
11	26		2011	U10 (4)	HIGGS Sasha		ESX	* 23.06	23.91	* 22.14	45.20	12.46	274.01
12	21		2012	U08 (2)	GREEN Isis		NOR	25.20	* 23.40	* 23.70	47.10	14.36	315.80
13	40		2009	U12 (7)	DELICATA Zoe		NOR	24.13	* 23.62	* 23.96	47.58	14.84	326.35
14	34		2010	U10 (5)	SAUNDERS Saya		ESX	25.06	* 24.09	* 23.73	47.82	15.08	331.63
15	33		2010	U10 (6)	GLADIN Violet		HEM	* 24.39	1:12.95	* 25.38	49.77	17.03	374.51
16	36		2011	U10 (7)	SHELOFF Ava		HEM	* 26.99	* 25.25	27.41	52.24	19.50	428.83
17	24		2012	U08 (3)	ANDERSON Esme		VIK	* 25.80	27.38	* 26.97	52.77	20.03	440.49
18	46		2012	U08 (4)	SINGH Isabella		NOR	* 27.18	* 26.64	27.23	53.82	21.08	463.58
19	37		2012	U08 (5)	WILSON Catlin		NOR	35.37	* 33.97	* 34.71	1:08.68	35.94	790.37

Did Not Start - Run-1 (1)

1	24116	2008	U12	VIMPANY Ellie		TSN	DNS	DNS	DNS
---	-------	------	-----	---------------	--	-----	-----	-----	-----

Disqualified - Run-1 (1)

13	25086	2011	U10	FLITTON Lily		HEM	DSQ	* 18.03	* 17.99
----	-------	------	-----	--------------	--	-----	-----	---------	---------

Did Not Start - Run-2 (1)

1	24116	2008	U12	VIMPANY Ellie		TSN	DNS	DNS	DNS
---	-------	------	-----	---------------	--	-----	-----	-----	-----

Did Not Start - Run-3 (1)

1	24116	2008	U12	VIMPANY Ellie		TSN	DNS	DNS	DNS
---	-------	------	-----	---------------	--	-----	-----	-----	-----

== ERSAs Boys and Men ==






1	10		2010	U10 (1)	KINGE Jacob		NOR	DNF	* 16.49	* 16.77	33.26		0.00
2	15		2009	U12 (1)	BLACKWELL Jasper		TAL	* 16.53	* 16.84	16.88	33.37	0.11	2.38
3	7	25892	2009	U12 (2)	MARTIN Oliver		VIK	* 16.80	17.08	* 16.62	33.42	0.16	3.46
4	8	37285	2008	U12 (3)	GREEN Johnny		NOR	16.95	* 16.61	* 16.82	33.43	0.17	3.68
5	2		2008	U12 (4)	SNELLING George		NOR	18.82	* 17.89	* 17.52	35.41	2.15	46.54
6	16		2009	U12 (5)	SNELLING Rufus		NOR	* 17.75	18.03	* 17.99	35.74	2.48	53.69

EASTERN REGION SNOWSPORTS ASSOCIATION 2019 - Girls & Boys

Team Evolution Norfolk Summer League

Norfolk - Special Slalom - Girls & Boys - Under 12's

ERSA Summer League - Final Ranking

Rank	Bib.	RegNo	Year	Cat	(Rank)	Name	====	Club	Run-1	Run-2	Run-3	Time	Gap	Points
7	12		2008	U12	(6)	BARTLETT Tom		NOR	* 17.99	* 18.50	18.62	36.49	3.23	69.92
8	9		2008	U12	(7)	GIBBS Evan		NOR	19.06	* 18.85	* 18.44	37.29	4.03	87.24
9	4		2010	U10	(2)	LAST William		NOR	19.48	* 18.78	* 18.71	37.49	4.23	91.57
10	14		2008	U12	(8)	WEST Haydn		WGC	20.83	* 19.11	* 19.00	38.11	4.85	104.99
11	22		2009	U12	(9)	WILSON Thomas		NOR	19.70	* 19.65	* 18.58	38.23	4.97	107.59
12	18		2012	U08	(1)	GREENLAND Samuel		SMK	* 19.28	* 19.10	25.64	38.38	5.12	110.84
13	29		2011	U10	(3)	IRVIN Sam		NOR	21.58	* 20.70	* 20.89	41.59	8.33	180.32
14	20		2011	U10	(4)	CROFT Alfie		NOR	21.98	* 21.31	* 20.51	41.82	8.56	185.30
15	28		2011	U10	(5)	PARKER Charles		HEM	* 21.31	* 21.86	21.99	43.17	9.91	214.53
16	27		2011	U10	(6)	CHEONGVEE Isaac		NOR	45.39	* 22.18	* 21.37	43.55	10.29	222.75
17	32		2010	U10	(7)	BURNS Robert		ESX	* 21.60	22.72	* 22.13	43.73	10.47	226.65
18	30		2010	U10	(8)	WELSH Gabriel		SUR	22.50	* 22.48	* 21.94	44.42	11.16	241.59
19	31		2008	U12	(10)	CHAUHAN Ruben		NOR	* 22.89	* 22.95	23.12	45.84	12.58	272.33
20	35		2011	U10	(9)	WALLER-BECKETT James		NOR	23.59	* 22.68	* 23.52	46.20	12.94	280.12
21	41		2012	U08	(2)	MARTIN Harry		VIK	25.29	* 24.25	* 23.65	47.90	14.64	316.92
22	42		2012	U08	(3)	DELICATA Noah		NOR	25.89	* 24.55	* 25.09	49.64	16.38	354.59
23	45		2009	U12	(11)	SINGH Alexander		NOR	* 25.70	26.15	* 26.04	51.74	18.48	400.05
24	47		2008	U12	(12)	PENDLETON James		NOR	29.31	* 27.34	* 27.22	54.56	21.30	461.09
25	43		2008	U12	(13)	LEFTLEY Ralph		NOR	* 29.30	DSQ	* 30.74	1:00.04	26.78	579.72
26	39		2012	U08	(4)	HARRIS-PAGE Theo		VIK	* 36.74	* 35.26	37.32	1:12.00	38.74	838.63

Did Not Start - Run-1 (1)

38		2008	U12		ROBERTSON Oliver		NOR	DNS	DNS	DNS				
----	--	------	-----	--	------------------	--	-----	-----	-----	-----	--	--	--	--

Did Not Finish - Run-1 (1)

10		2010	U10		KINGE Jacob		NOR	DNF	* 16.49	* 16.77				
----	--	------	-----	--	-------------	---	-----	-----	---------	---------	--	--	--	--

Did Not Start - Run-2 (1)

38		2008	U12		ROBERTSON Oliver		NOR	DNS	DNS	DNS				
----	--	------	-----	--	------------------	---	-----	-----	-----	-----	--	--	--	--

Disqualified - Run-2 (1)

43		2008	U12		LEFTLEY Ralph		NOR	* 29.30	DSQ	* 30.74				
----	--	------	-----	--	---------------	---	-----	---------	-----	---------	--	--	--	--

Did Not Start - Run-3 (1)

38		2008	U12		ROBERTSON Oliver		NOR	DNS	DNS	DNS				
----	--	------	-----	--	------------------	---	-----	-----	-----	-----	--	--	--	--



EASTERN REGION SNOWSPORTS ASSOCIATION 2019

Team Evolution Norfolk Summer League

Norfolk - Special Slalom - Female & Male

ERSA Summer League - Final Ranking

Rank	Bib.	RegNo	Year	Cat	(Rank) Name	====	Club	Run-1	Run-2	Run-3	Time	Gap
=== ERS Under 14 Girls ===												
1	77	22938	2006	U14	(1) HOWESON Olivia		HEM	15.63	* 14.93	* 14.68	29.61	
2	71		2007	U14	(2) SARKAR Anna		ESX	16.57	* 16.10	* 15.65	31.75	2.14
3	85	23945	2007	U14	(3) SAUNDERS Katie		HEM	16.42	* 16.18	* 16.02	32.20	2.59
4	74	22930	2006	U14	(4) BLACKWELL Lucy		TAL	17.71	* 16.48	* 16.79	33.27	3.66
5	88		2007	U14	(5) HIGGS Eira-Mia		ESX	DSQ	* 17.58	* 17.38	34.96	5.35
6	89	25685	2006	U14	(6) FLITTON Zoe		HEM	17.88	* 17.62	* 17.38	35.00	5.39
7	97	24038	2007	U14	(7) BUSHHELL Grace		NOR	18.23	* 17.57	* 17.65	35.22	5.61
8	101	26015	2007	U14	(8) GIBBS Heidi		NOR	17.91	* 17.63	* 17.64	35.27	5.66
9	99	24893	2006	U14	(9) VENABLES Phoebe		VIK	18.31	* 17.78	* 17.85	35.63	6.02
10	112		2007	U14	(10) KINGE Lucy		NOR	18.69	* 18.07	* 17.93	36.00	6.39
11	111		2007	U14	(11) COZENS Zoe		NOR	18.94	* 18.66	* 18.71	37.37	7.76
12	102		2007	U14	(12) LAST Isabelle		NOR	19.45	* 18.69	* 18.84	37.53	7.92
13	100		2007	U14	(13) LINCOLN Imogen		NOR	19.13	* 18.58	* 19.40	37.98	8.37
14	104		2007	U14	(14) KITCHING Martha		VIK	20.03	* 19.60	* 19.22	38.82	9.21
15	105		2006	U14	(15) BUTCHER Issy		ESX	* 20.12	20.24	* 20.45	40.57	10.96
16	108		2006	U14	(16) SANDERS Olivia		NOR	25.84	* 24.18	* 23.62	47.80	18.19
17	110		2007	U14	(17) CUTLER Emily		VIK	25.58	* 24.48	* 23.77	48.25	18.64

Did Not Start - Run-1 (2)

98	37284	2006	U14	GREEN Axel Rose		NOR	DNS	DNS	DNS
115	26047	2007	U14	MONTGOMERY Isobel		NOR	DNS	DNS	DNS

Did Not Finish - Run-1 (1)

106		2006	U14	BURNS Ella		ESX	DNF	DNF	* 20.78
-----	--	------	-----	------------	--	-----	-----	-----	---------

Disqualified - Run-1 (1)

88		2007	U14	HIGGS Eira-Mia		ESX	DSQ	* 17.58	* 17.38
----	--	------	-----	----------------	--	-----	-----	---------	---------

Did Not Start - Run-2 (2)

98	37284	2006	U14	GREEN Axel Rose		NOR	DNS	DNS	DNS
115	26047	2007	U14	MONTGOMERY Isobel		NOR	DNS	DNS	DNS

Did Not Finish - Run-2 (1)

106		2006	U14	BURNS Ella		ESX	DNF	DNF	* 20.78
-----	--	------	-----	------------	--	-----	-----	-----	---------

Did Not Start - Run-3 (2)

98	37284	2006	U14	GREEN Axel Rose		NOR	DNS	DNS	DNS
115	26047	2007	U14	MONTGOMERY Isobel		NOR	DNS	DNS	DNS

EASTERN REGION SNOWSPORTS ASSOCIATION 2019

Team Evolution Norfolk Summer League

Norfolk - Special Slalom - Female & Male

ERSA Summer League - Final Ranking

Rank	Bib.	RegNo	Year	Cat	(Rank) Name	====	Club	Run-1	Run-2	Run-3	Time	Gap
=== ERSA Under 14 Boys ===												
1	8	22059	2006	U14	(1) DADE Jake		NOR	15.18	* 14.97	* 15.09	30.06	
2	16	24227	2006	U14	(2) HADINGHAM Alex		NOR	15.38	* 15.28	* 15.23	30.51	0.45
3	24	23557	2007	U14	(3) MITCHELL Kieran		NOR	15.65	* 15.58	* 15.30	30.88	0.82
4	27		2006	U14	(4) PENNECK Alexander		ESX	* 16.39	16.49	* 16.41	32.80	2.74
5	38	24073	2007	U14	(5) WOOD George		VIK	17.05	* 16.51	* 16.60	33.11	3.05
6	32	24133	2006	U14	(6) PHILLIPS Daniel		HEM	17.45	* 17.28	* 17.22	34.50	4.44
7	62		2006	U14	(7) BROWNE Freddie		NOR	18.44	* 17.30	* 17.40	34.70	4.64
8	60		2007	U14	(8) SAUNDERS Rhys		ESX	DSQ	* 17.71	* 17.21	34.92	4.86
9	45		2007	U14	(9) WATSON Toby		NOR	* 17.84	DSQ	* 17.78	35.62	5.56
10	44		2007	U14	(10) FRANCIS Jude		VIK	18.45	* 18.06	* 17.63	35.69	5.63
11	65		2007	U14	(11) TOMS Harry		ESX	18.37	* 17.99	* 18.03	36.02	5.96
12	66		2006	U14	(12) JELPIDIFOROVA Eric		ESX	18.53	* 18.17	* 18.07	36.24	6.18
13	54		2007	U14	(13) FORDE - POGSON Hayden		NOR	26.68	* 19.14	* 18.80	37.94	7.88
14	57		2007	U14	(14) IRVIN Tom		NOR	* 19.15	DSQ	* 19.30	38.45	8.39
15	53		2007	U14	(15) LYTHELL Austin		NOR	* 19.91	DNS	* 19.29	39.20	9.14
16	58		2007	U14	(16) MACKAY Tristan		NOR	* 19.73	34.83	* 26.23	45.96	15.90
17	59		2006	U14	(17) MCNESS Harley		VIK	* 24.37	24.58	* 23.83	48.20	18.14

Disqualified - Run-1 (2)

41		2006	U14	COZENS Samual		NOR	DSQ	* 17.79	DSQ			
60		2007	U14	SAUNDERS Rhys		ESX	DSQ	* 17.71	* 17.21			

Did Not Start - Run-2 (1)

53		2007	U14	LYTHELL Austin		NOR	* 19.91	DNS	* 19.29			
----	--	------	-----	----------------	---	-----	---------	-----	---------	--	--	--

Disqualified - Run-2 (2)

45		2007	U14	WATSON Toby		NOR	* 17.84	DSQ	* 17.78			
57		2007	U14	IRVIN Tom		NOR	* 19.15	DSQ	* 19.30			

Disqualified - Run-3 (1)

41		2006	U14	COZENS Samual		NOR	DSQ	* 17.79	DSQ			
----	--	------	-----	---------------	---	-----	-----	---------	-----	--	--	--


=== ERSA Under 16 Girls ===

1	76	24207	2004	U16	(1) GLADIN Amber		HEM	16.04	* 15.51	* 15.39	30.90	
2	80	24891	2004	U16	(2) VENABLES Felicity		VIK	DNF	* 15.54	* 15.44	30.98	0.08
3	79	24065	2005	U16	(3) LINCOLN Isabel		NOR	16.08	* 15.70	* 15.56	31.26	0.36
4	72	22937	2005	U16	(4) ALEY Lauren		HEM	16.95	* 16.89	* 17.03	33.92	3.02
5	90	24072	2004	U16	(5) WOOD Caitlin		VIK	17.82	* 17.55	* 17.30	34.85	3.95
6	103	23389	2005	U16	(6) SAUNDERS Mackenzi		VIK	* 21.01	21.14	* 20.91	41.92	11.02

Did Not Start - Run-1 (1)

92		24114	2005	U16	VIMPANY Lara		TSN	DNS	DNS	DNS		
----	--	-------	------	-----	--------------	---	-----	-----	-----	-----	--	--

Did Not Finish - Run-1 (1)

80		24891	2004	U16	VENABLES Felicity		VIK	DNF	* 15.54	* 15.44		
----	--	-------	------	-----	-------------------	---	-----	-----	---------	---------	--	--

Did Not Start - Run-2 (1)

92		24114	2005	U16	VIMPANY Lara		TSN	DNS	DNS	DNS		
----	--	-------	------	-----	--------------	---	-----	-----	-----	-----	--	--

EASTERN REGION SNOWSPORTS ASSOCIATION 2019

Team Evolution Norfolk Summer League

Norfolk - Special Slalom - Female & Male

ERSA Summer League - Final Ranking

Rank	Bib.	RegNo	Year	Cat	(Rank) Name	====	Club	Run-1	Run-2	Run-3	Time	Gap
------	------	-------	------	-----	-------------	------	------	-------	-------	-------	------	-----















Did Not Start - Run-3 (1)

92	24114	2005	U16		VIMPANY Lara		TSN	DNS	DNS	DNS		
----	-------	------	-----	--	--------------	---	-----	-----	-----	-----	--	--

Did Not Finish - Run-3 (1)

95	24074	2004	U16		MERRIGAN Elizabeth		VIK	17.27	* 17.12	DNF		
----	-------	------	-----	--	--------------------	---	-----	-------	---------	-----	--	--

=== ERSA Under 16 Boys ===

1	6	24443	2004	U16	(1) MARSH Joel		NOR	14.64	* 14.47	* 14.72	29.19	
2	9	22087	2005	U16	(2) PARKER Travis		NOR	15.32	* 15.13	* 14.89	30.02	0.83
3	2	23354	2005	U16	(3) CHAUHAN Rohan		NOR	15.37	* 15.29	* 15.32	30.61	1.42
4	63	25697	2004	U16	(4) PARTYKA Joe		HEM	16.04	* 15.39	* 15.40	30.79	1.60
5	13	37283	2005	U16	(5) GREEN Oddy		NOR	* 15.46	DSQ	* 15.42	30.88	1.69
6	11	26012	2005	U16	(6) MONTGOMERY Freddie		NOR	16.04	* 15.73	* 15.68	31.41	2.22
7	20	23818	2005	U16	(7) TEMPLE Frederick		NOR	16.76	* 15.48	* 16.33	31.81	2.62
8	25		2004	U16	(8) DAVIES Ben		NOR	16.18	* 15.81	* 16.14	31.95	2.76
9	23		2004	U16	(9) CANNING Thomas		NOR	16.55	* 16.09	* 16.04	32.13	2.94
10	29	25253	2004	U16	(10) FISHER Edward		ESX	* 17.21	DNF	* 15.39	32.60	3.41
11	36		2004	U16	(11) ALI Dylan		VIK	17.45	* 17.32	* 17.42	34.74	5.55
12	40		2005	U16	(12) SHELLEY Jack		VIK	* 17.85	31.79	* 17.93	35.78	6.59
13	46		2004	U16	(13) FULCHER Lewis		VIK	18.35	* 18.16	* 18.06	36.22	7.03
14	43		2005	U16	(14) PAGE-BROWNE Adam		WGC	19.55	* 19.42	* 19.16	38.58	9.39





Did Not Finish - Run-2 (1)

29	25253	2004	U16		FISHER Edward		ESX	* 17.21	DNF	* 15.39		
----	-------	------	-----	--	---------------	---	-----	---------	-----	---------	--	--






Disqualified - Run-2 (1)

13	37283	2005	U16		GREEN Oddy		NOR	* 15.46	DSQ	* 15.42		
----	-------	------	-----	--	------------	---	-----	---------	-----	---------	--	--

=== ERSA Under 18 Ladies ===

1	75	21897	2002	U18	(1) MARTIN Lily		ESX	15.43	* 15.13	* 15.03	30.16	
2	78	23246	2003	U18	(2) WARNE Charlotte		HEM	15.92	* 15.21	* 15.55	30.76	0.60
3	83		2003	U18	(3) FRANCIS Mia		VIK	17.70	* 17.02	* 16.81	33.83	3.67
4	87		2003	U18	(4) GROSE Elise		NOR	17.36	* 17.28	* 16.70	33.98	3.82

=== ERSA Under 18 Men ===

1	14	20884	2003	U18	(1) THOMPSON Joseph		NOR	13.84	* 13.44	* 13.55	26.99	
2	4	23350	2002	U18	(2) GOMEZ CLARKE Jamie		NOR	14.76	* 14.75	* 14.31	29.06	2.07
3	19		2002	U18	(3) FISKE Samuel		NOR	15.78	* 15.47	* 15.20	30.67	3.68
4	17	20264	2003	U18	(4) REIDY Thomas		HEM	DSQ	* 16.30	* 15.72	32.02	5.03
5	47		2002	U18	(5) MERAJ Luan		NOR	16.68	* 16.37	* 16.55	32.92	5.93

Disqualified - Run-1 (1)

17	20264	2003	U18		REIDY Thomas		HEM	DSQ	* 16.30	* 15.72		
----	-------	------	-----	--	--------------	---	-----	-----	---------	---------	--	--

Did Not Finish - Run-3 (1)

3		2003	U18		TURNER Alfie		HEM	15.87	* 15.38	DNF		
---	--	------	-----	--	--------------	---	-----	-------	---------	-----	--	--

EASTERN REGION SNOWSPORTS ASSOCIATION 2019





Team Evolution Norfolk Summer League

Norfolk - Special Slalom - Female & Male

ERSA Summer League - Final Ranking

Rank	Bib.	RegNo	Year	Cat	(Rank) Name	====	Club	Run-1	Run-2	Run-3	Time	Gap
------	------	-------	------	-----	-------------	------	------	-------	-------	-------	------	-----

=== ERSA Under 21 Ladies ===

1	84	20337	2001	U21	(1) SKIPPER Megan		NOR	14.84	* 14.65	* 14.87	29.52	
2	81		2001	U21	(2) HACKETT Layla		VIK	17.43	* 16.94	* 17.29	34.23	4.71
3	94		2001	U21	(3) SMITH Hannah		NOR	DSQ	* 17.84	* 17.57	35.41	5.89
4	93		2001	U21	(4) TURNER Madeline		HEM	19.83	* 18.93	* 18.83	37.76	8.24

Did Not Finish - Run-1 (1)

	91		2001	U21	BYE Katherine		VIK	DNF	DNF	* 17.82		
--	----	--	------	-----	---------------	---	-----	-----	-----	---------	--	--

Disqualified - Run-1 (1)

	94		2001	U21	SMITH Hannah		NOR	DSQ	* 17.84	* 17.57		
--	----	--	------	-----	--------------	---	-----	-----	---------	---------	--	--

Did Not Finish - Run-2 (1)

	91		2001	U21	BYE Katherine		VIK	DNF	DNF	* 17.82		
--	----	--	------	-----	---------------	---	-----	-----	-----	---------	--	--

=== ERSA Under 21 Men ===

1	15		1999	U21	(1) HOLMES Thomas		NOR	13.86	* 13.55	* 13.48	27.03	
2	5	21723	2000	U21	(2) HOWE Charlie		NOR	13.85	* 13.75	* 13.99	27.74	0.71
3	7	23185	2000	U21	(3) STEWARD Oliver		NOR	14.30	* 13.98	* 13.87	27.85	0.82
4	10	21196	2001	U21	(4) URQUHART Colm		HEM	16.01	* 15.47	* 15.95	31.42	4.39

=== ERSA Senior/Masters 1 Ladies ===

1	82		1992	SM1	(1) BOWEN Catriona		NOR	16.37	* 15.75	* 16.17	31.92	
2	96		1987	SM1	(2) WEIR Suzanne		NOR	18.89	* 18.27	* 17.80	36.07	4.15
3	114		1990	SM1	(3) LEACH Catherine		NOR	25.12	* 24.91	* 1:02.05	1:26.96	55.04





=== ERSA Senior/Masters 1 Men ===

1	18		1998	SM1	(1) LEVENE Harry		VIK	16.72	* 16.25	* 16.53	32.78	
2	28		1998	SM1	(2) SYDER James		NOR	17.23	* 16.54	* 16.45	32.99	0.21
3	33	22138	1987	SM1	(3) BELLAMY Edward		NOR	17.82	* 17.23	* 17.01	34.24	1.46

=== ERSA Masters 2 Ladies ===

1	73		1970	MA2	(1) ANDERSON Beverley		VIK	17.79	* 17.79	* 17.73	35.52	
2	86	20742	1971	MA2	(2) SAMPSON Melissa		NOR	18.21	* 18.04	* 17.87	35.91	0.39
3	113		1975	MA2	(3) WATSON Melanie		NOR	21.09	* 20.69	* 20.33	41.02	5.50
4	107	25953	1970	MA2	(4) HARRISON Anna		HEM	23.97	* 22.34	* 22.24	44.58	9.06

=== ERSA Masters 2 Men ===

1	12		1978	MA2	(1) GREEN Alexander		VIK	14.90	* 14.37	* 14.44	28.81	
2	1	24596	1974	MA2	(2) GARDNER Garedd		ESX	15.44	* 15.24	* 15.25	30.49	1.68
3	34		1971	MA2	(3) KINGE Blane		NOR	* 16.90	DSQ	* 16.69	33.59	4.78
4	52		1970	MA2	(4) BAUMBACH Michael		VIK	18.40	* 17.78	* 17.32	35.10	6.29

EASTERN REGION SNOWSPORTS ASSOCIATION 2019

Team Evolution Norfolk Summer League

Norfolk - Special Slalom - Female & Male

ERSA Summer League - Final Ranking

Rank	Bib.	RegNo	Year	Cat	(Rank) Name	====	Club	Run-1	Run-2	Run-3	Time	Gap
5	49		1970	MA2	(5) HARDEN Edgar		NOR	* 18.33	DNF	* 18.87	37.20	8.39
6	61		1975	MA2	(6) WATSON Nick		NOR	18.22	* 18.07	* 25.30	43.37	14.56

Did Not Finish - Run-2 (1)

49			1970	MA2	HARDEN Edgar		NOR	* 18.33	DNF	* 18.87		
----	--	--	------	-----	--------------	--	-----	---------	-----	---------	--	--

Disqualified - Run-2 (2)

30			1971	MA2	WOODHOUSE Jamie		HEM	* 17.61	DSQ	DSQ		
34			1971	MA2	KINGE Blane		NOR	* 16.90	DSQ	* 16.69		

Disqualified - Run-3 (3)

30			1971	MA2	WOODHOUSE Jamie		HEM	* 17.61	DSQ	DSQ		
31			1970	MA2	FISHER James		ESX	16.28	* 15.54	DSQ		
50			1975	MA2	FISKE Richard		NOR	19.68	* 19.13	DSQ		

=== ERSA Masters 3 Ladies ===

1	109		1969	MA3	(1) KERRIDGE Rachel		VIK	26.85	* 24.44	* 24.92	49.36	
---	-----	--	------	-----	---------------------	--	-----	-------	---------	---------	--------------	--

=== ERSA Masters 3 Men ===

1	21		1966	MA3	(1) HOLMES Peter		NOR	16.19	* 15.79	* 15.64	31.43	
2	26	18665	1967	MA3	(2) SYDER Mark		NOR	16.80	* 16.48	* 16.78	33.26	1.83
3	22	24084	1967	MA3	(3) KING Alistair		HEM	* 16.77	16.87	* 17.16	33.93	2.50
4	35	24015	1960	MA3	(4) CAMPBELL Stephen		HEM	17.59	* 17.36	* 17.34	34.70	3.27
5	64	20921	1967	MA3	(5) DURANT Richard		VIK	17.89	* 17.27	* 17.45	34.72	3.29
6	42		1968	MA3	(6) BARTLETT James		NOR	18.65	* 18.20	* 17.84	36.04	4.61
7	39		1966	MA3	(7) GARRETT Mike		NOR	* 18.38	18.40	* 17.86	36.24	4.81

=== ERSA Masters 4 Men ===

1	37	10372	1959	MA4	(1) ANDERSON Christopher		VIK	18.15	* 18.03	* 17.80	35.83	
2	51		1957	MA4	(2) PENNECK Jeffrey		ESX	19.95	* 18.67	* 18.55	37.22	1.39
3	55		1951	MA4	(3) COOPER Douglas		NOR	* 21.81	21.95	* 21.87	43.68	7.85

Did Not Start - Run-1 (1)

56			1946	MA4	COOPER Ron		NOR	DNS	DNS	DNS		
----	--	--	------	-----	------------	--	-----	-----	-----	-----	--	--

Did Not Start - Run-2 (1)

56			1946	MA4	COOPER Ron		NOR	DNS	DNS	DNS		
----	--	--	------	-----	------------	--	-----	-----	-----	-----	--	--

Did Not Start - Run-3 (1)

56			1946	MA4	COOPER Ron		NOR	DNS	DNS	DNS		
----	--	--	------	-----	------------	--	-----	-----	-----	-----	--	--



EASTERN REGION SNOWSPORTS ASSOCIATION 2019

Team Evolution Norfolk Summer League

Norfolk - Special Slalom - Female & Male

ERSA Summer League - Final Ranking

Rank	Bib.	RegNo	Year	Cat (Rank)	Name	====	Club	Run-1	Run-2	Run-3	Time	Gap	Points
==ERSA Girls and Ladies ==													
1	84	20337	2001	U21 (1)	SKIPPER Megan		NOR	14.84	* 14.65	* 14.87	29.52		0.00
2	77	22938	2006	U14 (1)	HOWESON Olivia		HEM	15.63	* 14.93	* 14.68	29.61	0.09	2.20
3	75	21897	2002	U18 (1)	MARTIN Lily		ESX	15.43	* 15.13	* 15.03	30.16	0.64	15.61
4	78	23246	2003	U18 (2)	WARNE Charlotte		HEM	15.92	* 15.21	* 15.55	30.76	1.24	30.24
5	76	24207	2004	U16 (1)	GLADIN Amber		HEM	16.04	* 15.51	* 15.39	30.90	1.38	33.66
6	80	24891	2004	U16 (2)	VENABLES Felicity		VIK	DNF	* 15.54	* 15.44	30.98	1.46	35.61
7	79	24065	2005	U16 (3)	LINCOLN Isabel		NOR	16.08	* 15.70	* 15.56	31.26	1.74	42.44
8	71		2007	U14 (2)	SARKAR Anna		ESX	16.57	* 16.10	* 15.65	31.75	2.23	54.39
9	82		1992	SM1 (1)	BOWEN Catriona		NOR	16.37	* 15.75	* 16.17	31.92	2.40	58.54
10	85	23945	2007	U14 (3)	SAUNDERS Katie		HEM	16.42	* 16.18	* 16.02	32.20	2.68	65.37
11	74	22930	2006	U14 (4)	BLACKWELL Lucy		TAL	17.71	* 16.48	* 16.79	33.27	3.75	91.46
12	83		2003	U18 (3)	FRANCIS Mia		VIK	17.70	* 17.02	* 16.81	33.83	4.31	105.12
13	72	22937	2005	U16 (4)	ALEY Lauren		HEM	16.95	* 16.89	* 17.03	33.92	4.40	107.32
14	87		2003	U18 (4)	GROSE Elise		NOR	17.36	* 17.28	* 16.70	33.98	4.46	108.78
15	81		2001	U21 (2)	HACKETT Layla		VIK	17.43	* 16.94	* 17.29	34.23	4.71	114.88
16	90	24072	2004	U16 (5)	WOOD Caitlin		VIK	17.82	* 17.55	* 17.30	34.85	5.33	130.00
17	88		2007	U14 (5)	HIGGS Eira-Mia		ESX	DSQ	* 17.58	* 17.38	34.96	5.44	132.68
18	89	25685	2006	U14 (6)	FLITTON Zoe		HEM	17.88	* 17.62	* 17.38	35.00	5.48	133.66
19	97	24038	2007	U14 (7)	BUSHELL Grace		NOR	18.23	* 17.57	* 17.65	35.22	5.70	139.02
20	101	26015	2007	U14 (8)	GIBBS Heidi		NOR	17.91	* 17.63	* 17.64	35.27	5.75	140.24
21	94		2001	U21 (3)	SMITH Hannah		NOR	DSQ	* 17.84	* 17.57	35.41	5.89	143.66
22	73		1970	MA2 (1)	ANDERSON Beverley		VIK	17.79	* 17.79	* 17.73	35.52	6.00	146.34
23	99	24893	2006	U14 (9)	VENABLES Phoebe		VIK	18.31	* 17.78	* 17.85	35.63	6.11	149.02
24	86	20742	1971	MA2 (2)	SAMPSON Melissa		NOR	18.21	* 18.04	* 17.87	35.91	6.39	155.85
25	112		2007	U14 (10)	KINGE Lucy		NOR	18.69	* 18.07	* 17.93	36.00	6.48	158.05
26	96		1987	SM1 (2)	WEIR Suzanne		NOR	18.89	* 18.27	* 17.80	36.07	6.55	159.76
27	111		2007	U14 (11)	COZENS Zoe		NOR	18.94	* 18.66	* 18.71	37.37	7.85	191.46
28	102		2007	U14 (12)	LAST Isabelle		NOR	19.45	* 18.69	* 18.84	37.53	8.01	195.37
29	93		2001	U21 (4)	TURNER Madeline		HEM	19.83	* 18.93	* 18.83	37.76	8.24	200.98
30	100		2007	U14 (13)	LINCOLN Imogen		NOR	19.13	* 18.58	* 19.40	37.98	8.46	206.34
31	104		2007	U14 (14)	KITCHING Martha		VIK	20.03	* 19.60	* 19.22	38.82	9.30	226.83
32	105		2006	U14 (15)	BUTCHER Issy		ESX	* 20.12	20.24	* 20.45	40.57	11.05	269.51
33	113		1975	MA2 (3)	WATSON Melanie		NOR	21.09	* 20.69	* 20.33	41.02	11.50	280.49
34	103	23389	2005	U16 (6)	SAUNDERS Mackenzi		VIK	* 21.01	21.14	* 20.91	41.92	12.40	302.44
35	107	25953	1970	MA2 (4)	HARRISON Anna		HEM	23.97	* 22.34	* 22.24	44.58	15.06	367.32
36	108		2006	U14 (16)	SANDERS Olivia		NOR	25.84	* 24.18	* 23.62	47.80	18.28	445.85
37	110		2007	U14 (17)	CUTLER Emily		VIK	25.58	* 24.48	* 23.77	48.25	18.73	456.83
38	109		1969	MA3 (1)	KERRIDGE Rachel		VIK	26.85	* 24.44	* 24.92	49.36	19.84	483.90
39	114		1990	SM1 (3)	LEACH Catherine		NOR	25.12	* 24.91	* 1:02.05	1:26.96	57.44	1400.98

Did Not Start - Run-1 (3)

92	24114	2005	U16	VIMPANY Lara		TSN	DNS	DNS	DNS				
98	37284	2006	U14	GREEN Axel Rose		NOR	DNS	DNS	DNS				

EASTERN REGION SNOWSPORTS ASSOCIATION 2019

Team Evolution Norfolk Summer League

Norfolk - Special Slalom - Female & Male

ERSA Summer League - Final Ranking

Rank	Bib.	RegNo	Year	Cat	(Rank)	Name	====	Club	Run-1	Run-2	Run-3	Time	Gap	Points
	115	26047	2007	U14		MONTGOMERY Isobel		NOR	DNS	DNS	DNS			

Did Not Finish - Run-1 (3)

	80	24891	2004	U16		VENABLES Felicity		VIK	DNF	* 15.54	* 15.44			
	91		2001	U21		BYE Katherine		VIK	DNF	DNF	* 17.82			
	106		2006	U14		BURNS Ella		ESX	DNF	DNF	* 20.78			

Disqualified - Run-1 (2)

	88		2007	U14		HIGGS Eira-Mia		ESX	DSQ	* 17.58	* 17.38			
	94		2001	U21		SMITH Hannah		NOR	DSQ	* 17.84	* 17.57			

Did Not Start - Run-2 (3)

	92	24114	2005	U16		VIMPANY Lara		TSN	DNS	DNS	DNS			
	98	37284	2006	U14		GREEN Axel Rose		NOR	DNS	DNS	DNS			
	115	26047	2007	U14		MONTGOMERY Isobel		NOR	DNS	DNS	DNS			

Did Not Finish - Run-2 (2)

	91		2001	U21		BYE Katherine		VIK	DNF	DNF	* 17.82			
	106		2006	U14		BURNS Ella		ESX	DNF	DNF	* 20.78			

Did Not Start - Run-3 (3)

	92	24114	2005	U16		VIMPANY Lara		TSN	DNS	DNS	DNS			
	98	37284	2006	U14		GREEN Axel Rose		NOR	DNS	DNS	DNS			
	115	26047	2007	U14		MONTGOMERY Isobel		NOR	DNS	DNS	DNS			

Did Not Finish - Run-3 (1)

	95	24074	2004	U16		MERRIGAN Elizabeth		VIK	17.27	* 17.12	DNF			
--	----	-------	------	-----	--	--------------------	--	-----	-------	---------	-----	--	--	--

== ERSA Boys and Men ==

1	14	20884	2003	U18	(1)	THOMPSON Joseph		NOR	13.84	* 13.44	* 13.55	26.99		0.00
2	15		1999	U21	(1)	HOLMES Thomas		NOR	13.86	* 13.55	* 13.48	27.03	0.04	1.07
3	5	21723	2000	U21	(2)	HOWE Charlie		NOR	13.85	* 13.75	* 13.99	27.74	0.75	20.01
4	7	23185	2000	U21	(3)	STEWART Oliver		NOR	14.30	* 13.98	* 13.87	27.85	0.86	22.94
5	12		1978	MA2	(1)	GREEN Alexander		VIK	14.90	* 14.37	* 14.44	28.81	1.82	48.55
6	4	23350	2002	U18	(2)	GOMEZ CLARKE Jamie		NOR	14.76	* 14.75	* 14.31	29.06	2.07	55.22
7	6	24443	2004	U16	(1)	MARSH Joel		NOR	14.64	* 14.47	* 14.72	29.19	2.20	58.69
8	9	22087	2005	U16	(2)	PARKER Travis		NOR	15.32	* 15.13	* 14.89	30.02	3.03	80.83
9	8	22059	2006	U14	(1)	DADE Jake		NOR	15.18	* 14.97	* 15.09	30.06	3.07	81.90
10	1	24596	1974	MA2	(2)	GARDNER Garedd		ESX	15.44	* 15.24	* 15.25	30.49	3.50	93.37
11	16	24227	2006	U14	(2)	HADINGHAM Alex		NOR	15.38	* 15.28	* 15.23	30.51	3.52	93.90
12	2	23354	2005	U16	(3)	CHAUHAN Rohan		NOR	15.37	* 15.29	* 15.32	30.61	3.62	96.57
13	19		2002	U18	(3)	FISKE Samuel		NOR	15.78	* 15.47	* 15.20	30.67	3.68	98.17
14	63	25697	2004	U16	(4)	PARTYKA Joe		HEM	16.04	* 15.39	* 15.40	30.79	3.80	101.37
15	24	23557	2007	U14	(3)	MITCHELL Kieran		NOR	15.65	* 15.58	* 15.30	30.88	3.89	103.77
15	13	37283	2005	U16	(5)	GREEN Oddy		NOR	* 15.46	DSQ	* 15.42	30.88	3.89	103.77
17	11	26012	2005	U16	(6)	MONTGOMERY Freddie		NOR	16.04	* 15.73	* 15.68	31.41	4.42	117.91
18	10	21196	2001	U21	(4)	URQUHART Colm		HEM	16.01	* 15.47	* 15.95	31.42	4.43	118.18
19	21		1966	MA3	(1)	HOLMES Peter		NOR	16.19	* 15.79	* 15.64	31.43	4.44	118.44
20	20	23818	2005	U16	(7)	TEMPLE Frederick		NOR	16.76	* 15.48	* 16.33	31.81	4.82	128.58
21	25		2004	U16	(8)	DAVIES Ben		NOR	16.18	* 15.81	* 16.14	31.95	4.96	132.32
22	17	20264	2003	U18	(4)	REIDY Thomas		HEM	DSQ	* 16.30	* 15.72	32.02	5.03	134.18
23	23		2004	U16	(9)	CANNING Thomas		NOR	16.55	* 16.09	* 16.04	32.13	5.14	137.12

EASTERN REGION SNOWSPORTS ASSOCIATION 2019

Team Evolution Norfolk Summer League

Norfolk - Special Slalom - Female & Male

ERSA Summer League - Final Ranking

Rank	Bib.	RegNo	Year	Cat (Rank)	Name	====	Club	Run-1	Run-2	Run-3	Time	Gap	Points
24	29	25253	2004	U16 (10)	FISHER Edward		ESX	* 17.21	DNF	* 15.39	32.60	5.61	149.66
25	18		1998	SM1 (1)	LEVENE Harry		VIK	16.72	* 16.25	* 16.53	32.78	5.79	154.46
26	27		2006	U14 (4)	PENNECK Alexander		ESX	* 16.39	16.49	* 16.41	32.80	5.81	154.99
27	47		2002	U18 (5)	MERAJ Luan		NOR	16.68	* 16.37	* 16.55	32.92	5.93	158.19
28	28		1998	SM1 (2)	SYDER James		NOR	17.23	* 16.54	* 16.45	32.99	6.00	160.06
29	38	24073	2007	U14 (5)	WOOD George		VIK	17.05	* 16.51	* 16.60	33.11	6.12	163.26
30	26	18665	1967	MA3 (2)	SYDER Mark		NOR	16.80	* 16.48	* 16.78	33.26	6.27	167.26
31	34		1971	MA2 (3)	KINGE Blane		NOR	* 16.90	DSQ	* 16.69	33.59	6.60	176.07
32	22	24084	1967	MA3 (3)	KING Alistair		HEM	* 16.77	16.87	* 17.16	33.93	6.94	185.14
33	33	22138	1987	SM1 (3)	BELLAMY Edward		NOR	17.82	* 17.23	* 17.01	34.24	7.25	193.40
34	32	24133	2006	U14 (6)	PHILLIPS Daniel		HEM	17.45	* 17.28	* 17.22	34.50	7.51	200.34
35	62		2006	U14 (7)	BROWNE Freddie		NOR	18.44	* 17.30	* 17.40	34.70	7.71	205.68
35	35	24015	1960	MA3 (4)	CAMPBELL Stephen		HEM	17.59	* 17.36	* 17.34	34.70	7.71	205.68
37	64	20921	1967	MA3 (5)	DURANT Richard		VIK	17.89	* 17.27	* 17.45	34.72	7.73	206.21
38	36		2004	U16 (11)	ALI Dylan		VIK	17.45	* 17.32	* 17.42	34.74	7.75	206.74
39	60		2007	U14 (8)	SAUNDERS Rhys		ESX	DSQ	* 17.71	* 17.21	34.92	7.93	211.55
40	52		1970	MA2 (4)	BAUMBACH Michael		VIK	18.40	* 17.78	* 17.32	35.10	8.11	216.35
41	45		2007	U14 (9)	WATSON Toby		NOR	* 17.84	DSQ	* 17.78	35.62	8.63	230.22
42	44		2007	U14 (10)	FRANCIS Jude		VIK	18.45	* 18.06	* 17.63	35.69	8.70	232.09
43	40		2005	U16 (12)	SHELLEY Jack		VIK	* 17.85	31.79	* 17.93	35.78	8.79	234.49
44	37	10372	1959	MA4 (1)	ANDERSON Christopher		VIK	18.15	* 18.03	* 17.80	35.83	8.84	235.82
45	65		2007	U14 (11)	TOMS Harry		ESX	18.37	* 17.99	* 18.03	36.02	9.03	240.89
46	42		1968	MA3 (6)	BARTLETT James		NOR	18.65	* 18.20	* 17.84	36.04	9.05	241.42
47	46		2004	U16 (13)	FULCHER Lewis		VIK	18.35	* 18.16	* 18.06	36.22	9.23	246.22
48	66		2006	U14 (12)	JELPIDIFOROVA Eric		ESX	18.53	* 18.17	* 18.07	36.24	9.25	246.76
48	39		1966	MA3 (7)	GARRETT Mike		NOR	* 18.38	18.40	* 17.86	36.24	9.25	246.76
50	49		1970	MA2 (5)	HARDEN Edgar		NOR	* 18.33	DNF	* 18.87	37.20	10.21	272.37
51	51		1957	MA4 (2)	PENNECK Jeffrey		ESX	19.95	* 18.67	* 18.55	37.22	10.23	272.90
52	54		2007	U14 (13)	FORDE - POGSON Hayden		NOR	26.68	* 19.14	* 18.80	37.94	10.95	292.11
53	57		2007	U14 (14)	IRVIN Tom		NOR	* 19.15	DSQ	* 19.30	38.45	11.46	305.71
54	43		2005	U16 (14)	PAGE-BROWNE Adam		WGC	19.55	* 19.42	* 19.16	38.58	11.59	309.18
55	53		2007	U14 (15)	LYTHELL Austin		NOR	* 19.91	DNS	* 19.29	39.20	12.21	325.72
56	61		1975	MA2 (6)	WATSON Nick		NOR	18.22	* 18.07	* 25.30	43.37	16.38	436.96
57	55		1951	MA4 (3)	COOPER Douglas		NOR	* 21.81	21.95	* 21.87	43.68	16.69	445.23
58	58		2007	U14 (16)	MACKAY Tristan		NOR	* 19.73	34.83	* 26.23	45.96	18.97	506.05
59	59		2006	U14 (17)	MCNESS Harley		VIK	* 24.37	24.58	* 23.83	48.20	21.21	565.81

Did Not Start - Run-1 (1)

56		1946	MA4	COOPER Ron		NOR	DNS	DNS	DNS
----	--	------	-----	------------	--	-----	-----	-----	-----

Disqualified - Run-1 (3)

17	20264	2003	U18	REIDY Thomas		HEM	DSQ	* 16.30	* 15.72
41		2006	U14	COZENS Samual		NOR	DSQ	* 17.79	DSQ
60		2007	U14	SAUNDERS Rhys		ESX	DSQ	* 17.71	* 17.21

Did Not Start - Run-2 (2)

53		2007	U14	LYTHELL Austin		NOR	* 19.91	DNS	* 19.29
56		1946	MA4	COOPER Ron		NOR	DNS	DNS	DNS

Did Not Finish - Run-2 (2)

29	25253	2004	U16	FISHER Edward		ESX	* 17.21	DNF	* 15.39
49		1970	MA2	HARDEN Edgar		NOR	* 18.33	DNF	* 18.87

Disqualified - Run-2 (5)





13	37283	2005	U16	GREEN Oddy		NOR	* 15.46	DSQ	* 15.42
----	-------	------	-----	------------	--	-----	---------	-----	---------

EASTERN REGION SNOWSPORTS ASSOCIATION 2019

Team Evolution Norfolk Summer League

Norfolk - Special Slalom - Female & Male

ERSA Summer League - Final Ranking

Rank	Bib.	RegNo	Year	Cat	(Rank)	Name	====	Club	Run-1	Run-2	Run-3	Time	Gap	Points
	30		1971	MA2		WOODHOUSE Jamie		HEM	* 17.61	DSQ	DSQ			
	34		1971	MA2		KINGE Blane		NOR	* 16.90	DSQ	* 16.69			
	45		2007	U14		WATSON Toby		NOR	* 17.84	DSQ	* 17.78			
	57		2007	U14		IRVIN Tom		NOR	* 19.15	DSQ	* 19.30			





Did Not Start - Run-3 (1)

	56		1946	MA4		COOPER Ron		NOR	DNS	DNS	DNS			
--	----	--	------	-----	--	-------------------	---	-----	-----	-----	-----	--	--	--

Did Not Finish - Run-3 (1)

	3		2003	U18		TURNER Alfie		HEM	15.87	* 15.38	DNF			
--	---	--	------	-----	--	---------------------	---	-----	-------	---------	-----	--	--	--

Disqualified - Run-3 (4)

	30		1971	MA2		WOODHOUSE Jamie		HEM	* 17.61	DSQ	DSQ			
	31		1970	MA2		FISHER James		ESX	16.28	* 15.54	DSQ			
	41		2006	U14		COZENS Samuel		NOR	DSQ	* 17.79	DSQ			
	50		1975	MA2		FISKE Richard		NOR	19.68	* 19.13	DSQ			