



**EASTERN REGION SNOWSPORTS ASSOCIATION 2019 - Girls & Boys**

**Team Evolution ERSA Hemel Summer League**

**Essex - Special Slalom - Girls & Boys - Under 12's**

**ERSA Summer League - Final Ranking**

Rank	Bib.	RegNo	Year	Cat	(Rank) Name	====	Club	Run 1	Run 2	Run 3	Time	Gap
------	------	-------	------	-----	-------------	------	------	-------	-------	-------	------	-----

**==== ERSA Under 08 Girls====**

1	30		2012	U08	(1) ANDERSON Esme		VIK	* 15.00	16.75	* 15.40	<b>30.40</b>	
---	----	--	------	-----	-------------------	--	-----	---------	-------	---------	--------------	--

**==== ERSA Under 08 Boys ====**

1	37		2012	U08	(1) MARTIN Harry		VIK	* 15.61	* 14.32	DNF	<b>29.93</b>	
2	41		2012	U08	(2) HARRIS-PAGE Theo		VIK	23.01	* 20.86	* 20.80	<b>41.66</b>	11.73

**Did Not Finish - Run 3 (1)**

	37		2012	U08	MARTIN Harry		VIK	* 15.61	* 14.32	DNF		
--	----	--	------	-----	--------------	--	-----	---------	---------	-----	--	--

**==== ERSA Under 10 Girls ====**

1	3	25086	2011	U10	(1) FLITTON Lily		HEM	12.56	* 12.31	* 12.02	<b>24.33</b>	
2	22		2010	U10	(2) TOMS Juliette		ESX	* 13.06	* 13.03	13.63	<b>26.09</b>	1.76
3	23		2010	U10	(3) FISKE Jemima		NOR	* 13.92	* 13.76	14.16	<b>27.68</b>	3.35
4	34		2010	U10	(4) SAUNDERS Saya		ESX	16.02	* 14.58	* 14.49	<b>29.07</b>	4.74
5	31		2011	U10	(5) HIGGS Sasha		ESX	* 15.10	16.58	* 14.68	<b>29.78</b>	5.45
6	39		2011	U10	(6) SHELOFF Ava		HEM	17.85	* 16.64	* 16.19	<b>32.83</b>	8.50
7	35		2010	U10	(7) GLADIN Violet		HEM	18.59	* 17.97	* 17.74	<b>35.71</b>	11.38

**==== ERSA Under 10 Boys ====**

1	9		2010	U10	(1) KINGE Jacob		NOR	* 11.54	* 11.58	DSQ	<b>23.12</b>	
2	43	24872	2010	U10	(2) DODD Milo		HEM	11.77	* 11.67	* 11.48	<b>23.15</b>	0.03
3	4		2010	U10	(3) AMOS Brody		ESX	12.66	* 11.92	* 11.90	<b>23.82</b>	0.70
4	19		2010	U10	(4) LAST William		NOR	13.60	* 12.83	* 12.61	<b>25.44</b>	2.32
5	28		2011	U10	(5) IRVIN Sam		NOR	* 12.53	13.00	* 12.97	<b>25.50</b>	2.38
6	27		2011	U10	(6) CROFT Alfie		NOR	* 13.14	13.78	* 13.15	<b>26.29</b>	3.17
7	25		2011	U10	(7) ENGLAND Zachary		ESX	* 14.49	14.53	* 13.87	<b>28.36</b>	5.24
8	33		2010	U10	(8) BURNS Robert		ESX	16.84	* 15.32	* 15.19	<b>30.51</b>	7.39
9	29		2011	U10	(9) PARKER Charles		HEM	* 16.30	* 16.44	DNS	<b>32.74</b>	9.62
10	36		2011	U10	(10) WALLER-BECKETT James		NOR	* 16.87	* 15.97	17.20	<b>32.84</b>	9.72

**Did Not Start - Run 1 (2)**

	38		2011	U10	SAVAGE Robert		HEM	DNS	DNS	DNS		
	40		2010	U10	LANE-WATKINS Sebastian		ESX	DNS	DNS	DNS		

**Did Not Start - Run 2 (2)**

	38		2011	U10	SAVAGE Robert		HEM	DNS	DNS	DNS		
--	----	--	------	-----	---------------	--	-----	-----	-----	-----	--	--

## EASTERN REGION SNOWSPORTS ASSOCIATION 2019 - Girls &amp; Boys

## Team Evolution ERSA Hemel Summer League

## Essex - Special Slalom - Girls &amp; Boys - Under 12's

## ERSA Summer League - Final Ranking

Rank	Bib.	RegNo	Year	Cat	(Rank) Name	====	Club	Run 1	Run 2	Run 3	Time	Gap
	40		2010	U10	LANE-WATKINS Sebastian		ESX	DNS	DNS	DNS		

## Did Not Start - Run 3 (3)

	29		2011	U10	PARKER Charles		HEM	* 16.30	* 16.44	DNS		
	38		2011	U10	SAVAGE Robert		HEM	DNS	DNS	DNS		
	40		2010	U10	LANE-WATKINS Sebastian		ESX	DNS	DNS	DNS		

## Disqualified - Run 3 (1)

	9		2010	U10	KINGE Jacob		NOR	* 11.54	* 11.58	DSQ		
--	---	--	------	-----	-------------	---	-----	---------	---------	-----	--	--

## === ERSA Under 12 Girls ===

1	13	23666	2008	U12	(1) HOWESON Lucy		HEM	10.98	* 10.97	* 10.84	<b>21.81</b>	
2	1		2009	U12	(2) PIETRZAK Amelia		ESX	12.24	* 11.30	* 10.98	<b>22.28</b>	0.47
3	2	25541	2009	U12	(3) WELSH Madeleine		VIK	11.73	* 11.52	* 11.17	<b>22.69</b>	0.88
4	11		2008	U12	(4) VIMPANY Ellie		TSN	11.99	* 11.32	* 11.74	<b>23.06</b>	1.25
5	10		2008	U12	(5) AMOS Lilly-Ella		ESX	12.76	* 12.06	* 11.89	<b>23.95</b>	2.14
6	12		2009	U12	(6) WATSON Antonia		NOR	* 12.45	12.83	* 12.66	<b>25.11</b>	3.30
7	42		2009	U12	(7) HARDY Keira		ESX	DSQ	* 13.17	* 12.41	<b>25.58</b>	3.77
8	20	24223	2008	U12	(8) HARDEN Mirabelle		NOR	13.65	* 13.03	* 12.79	<b>25.82</b>	4.01

## Did Not Start - Run 1 (1)

	8		2008	U12	JELPIDIFOROVA Valeria		ESX	DNS	DNS	DNS		
--	---	--	------	-----	-----------------------	---	-----	-----	-----	-----	--	--

## Disqualified - Run 1 (1)

	42		2009	U12	HARDY Keira		ESX	DSQ	* 13.17	* 12.41		
--	----	--	------	-----	-------------	---	-----	-----	---------	---------	--	--




## Did Not Start - Run 2 (1)

	8		2008	U12	JELPIDIFOROVA Valeria		ESX	DNS	DNS	DNS		
--	---	--	------	-----	-----------------------	---	-----	-----	-----	-----	--	--

## Did Not Start - Run 3 (1)

	8		2008	U12	JELPIDIFOROVA Valeria		ESX	DNS	DNS	DNS		
--	---	--	------	-----	-----------------------	---	-----	-----	-----	-----	--	--

## === ERSA Under 12 Boys ===

1	5	25892	2009	U12	(1) MARTIN Oliver		VIK	* 11.38	11.75	* 10.68	<b>22.06</b>	
2	14		2009	U12	(2) BLACKWELL Jasper		TAL	* 11.39	11.69	* 11.06	<b>22.45</b>	0.39
3	17		2008	U12	(3) WEST Haydn		WGC	12.77	* 11.54	* 11.11	<b>22.65</b>	0.59
4	16		2008	U12	(4) SNELLING George		NOR	* 11.74	12.02	* 11.50	<b>23.24</b>	1.18
5	18		2009	U12	(5) SNELLING Rufus		NOR	* 12.09	12.11	* 11.34	<b>23.43</b>	1.37
6	15		2009	U12	(6) HARTNELL Sonny		NOR	* 12.12	DSQ	* 11.59	<b>23.71</b>	1.65
7	6		2008	U12	(7) BARTLETT Tom		NOR	* 12.98	13.28	* 12.32	<b>25.30</b>	3.24
8	7		2008	U12	(8) GIBBS Evan		NOR	14.64	* 13.69	* 12.76	<b>26.45</b>	4.39
9	21		2009	U12	(9) HARTNELL Freddy		NOR	13.70	* 13.39	* 13.13	<b>26.52</b>	4.46
10	26		2009	U12	(10) HIBBLE Benji		VIK	* 13.95	14.58	* 13.78	<b>27.73</b>	5.67
11	32		2008	U12	(11) CHAUHAN Ruben		NOR	* 15.29	15.81	* 15.45	<b>30.74</b>	8.68

## Did Not Start - Run 1 (1)

	24		2009	U12	WILSON Thomas		NOR	DNS	DNS	DNS		
--	----	--	------	-----	---------------	---	-----	-----	-----	-----	--	--

## EASTERN REGION SNOWSPORTS ASSOCIATION 2019 - Girls &amp; Boys

Team Evolution ERSA Hemel Summer League

Essex - Special Slalom - Girls &amp; Boys - Under 12's

ERSA Summer League - Final Ranking

Rank	Bib.	RegNo	Year	Cat	(Rank) Name	====	Club	Run 1	Run 2	Run 3	Time	Gap
------	------	-------	------	-----	-------------	------	------	-------	-------	-------	------	-----

**Did Not Start - Run 2 (1)**

	24		2009	U12	WILSON Thomas		NOR	DNS	DNS	DNS		
--	----	--	------	-----	---------------	---	-----	-----	-----	-----	--	--

**Disqualified - Run 2 (1)**

	15		2009	U12	HARTNELL Sonny		NOR	* 12.12	DSQ	* 11.59		
--	----	--	------	-----	----------------	---	-----	---------	-----	---------	--	--

**Did Not Start - Run 3 (1)**

	24		2009	U12	WILSON Thomas		NOR	DNS	DNS	DNS		
--	----	--	------	-----	---------------	---	-----	-----	-----	-----	--	--



**EASTERN REGION SNOWSPORTS ASSOCIATION 2019 - Girls & Boys**

**Team Evolution ERSA Hemel Summer League**

**Essex - Special Slalom - Girls & Boys - Under 12's**

**ERSA Summer League - Final Ranking**

Rank	Bib.	RegNo	Year	Cat (Rank)	Name	====	Club	Run 1	Run 2	Run 3	Time	Gap	Points
<b>==ERSA Girls ==</b>													
1	13	23666	2008	U12 (1)	HOWESON Lucy		HEM	10.98	* 10.97	* 10.84	<b>21.81</b>		0.00
2	1		2009	U12 (2)	PIETRZAK Amelia		ESX	12.24	* 11.30	* 10.98	<b>22.28</b>	0.47	15.73
3	2	25541	2009	U12 (3)	WELSH Madeleine		VIK	11.73	* 11.52	* 11.17	<b>22.69</b>	0.88	29.45
4	11		2008	U12 (4)	VIMPANY Ellie		TSN	11.99	* 11.32	* 11.74	<b>23.06</b>	1.25	41.84
5	10		2008	U12 (5)	AMOS Lilly-Ella		ESX	12.76	* 12.06	* 11.89	<b>23.95</b>	2.14	71.63
6	3	25086	2011	U10 (1)	FLITTON Lily		HEM	12.56	* 12.31	* 12.02	<b>24.33</b>	2.52	84.35
7	12		2009	U12 (6)	WATSON Antonia		NOR	* 12.45	12.83	* 12.66	<b>25.11</b>	3.30	110.45
8	42		2009	U12 (7)	HARDY Keira		ESX	DSQ	* 13.17	* 12.41	<b>25.58</b>	3.77	126.19
9	20	24223	2008	U12 (8)	HARDEN Mirabelle		NOR	13.65	* 13.03	* 12.79	<b>25.82</b>	4.01	134.22
10	22		2010	U10 (2)	TOMS Juliette		ESX	* 13.06	* 13.03	13.63	<b>26.09</b>	4.28	143.26
11	23		2010	U10 (3)	FISKE Jemima		NOR	* 13.92	* 13.76	14.16	<b>27.68</b>	5.87	196.47
12	34		2010	U10 (4)	SAUNDERS Saya		ESX	16.02	* 14.58	* 14.49	<b>29.07</b>	7.26	243.00
13	31		2011	U10 (5)	HIGGS Sasha		ESX	* 15.10	16.58	* 14.68	<b>29.78</b>	7.97	266.76
14	30		2012	U08 (1)	ANDERSON Esme		VIK	* 15.00	16.75	* 15.40	<b>30.40</b>	8.59	287.51
15	39		2011	U10 (6)	SHELOFF Ava		HEM	17.85	* 16.64	* 16.19	<b>32.83</b>	11.02	368.85
16	35		2010	U10 (7)	GLADIN Violet		HEM	18.59	* 17.97	* 17.74	<b>35.71</b>	13.90	465.25

**Did Not Start - Run 1 (1)**

8		2008	U12		JELPIDIFOROVA Valeria		ESX	DNS	DNS	DNS			
---	--	------	-----	--	-----------------------	--	-----	-----	-----	-----	--	--	--

**Disqualified - Run 1 (1)**

42		2009	U12		HARDY Keira		ESX	DSQ	* 13.17	* 12.41			
----	--	------	-----	--	-------------	--	-----	-----	---------	---------	--	--	--

**Did Not Start - Run 2 (1)**

8		2008	U12		JELPIDIFOROVA Valeria		ESX	DNS	DNS	DNS			
---	--	------	-----	--	-----------------------	--	-----	-----	-----	-----	--	--	--

**Did Not Start - Run 3 (1)**

8		2008	U12		JELPIDIFOROVA Valeria		ESX	DNS	DNS	DNS			
---	--	------	-----	--	-----------------------	--	-----	-----	-----	-----	--	--	--

**== ERSA Boys ==**


1	5	25892	2009	U12 (1)	MARTIN Oliver		VIK	* 11.38	11.75	* 10.68	<b>22.06</b>		0.00
2	14		2009	U12 (2)	BLACKWELL Jasper		TAL	* 11.39	11.69	* 11.06	<b>22.45</b>	0.39	12.91
3	17		2008	U12 (3)	WEST Haydn		WGC	12.77	* 11.54	* 11.11	<b>22.65</b>	0.59	19.52
4	9		2010	U10 (1)	KINGE Jacob		NOR	* 11.54	* 11.58	DSQ	<b>23.12</b>	1.06	35.08
5	43	24872	2010	U10 (2)	DODD Milo		HEM	11.77	* 11.67	* 11.48	<b>23.15</b>	1.09	36.07
6	16		2008	U12 (4)	SNELLING George		NOR	* 11.74	12.02	* 11.50	<b>23.24</b>	1.18	39.05
7	18		2009	U12 (5)	SNELLING Rufus		NOR	* 12.09	12.11	* 11.34	<b>23.43</b>	1.37	45.34
8	15		2009	U12 (6)	HARTNELL Sonny		NOR	* 12.12	DSQ	* 11.59	<b>23.71</b>	1.65	54.60
9	4		2010	U10 (3)	AMOS Brody		ESX	12.66	* 11.92	* 11.90	<b>23.82</b>	1.76	58.24
10	6		2008	U12 (7)	BARTLETT Tom		NOR	* 12.98	13.28	* 12.32	<b>25.30</b>	3.24	107.22

## EASTERN REGION SNOWSPORTS ASSOCIATION 2019 - Girls &amp; Boys

## Team Evolution ERSA Hemel Summer League

## Essex - Special Slalom - Girls &amp; Boys - Under 12's

## ERSA Summer League - Final Ranking

Rank	Bib.	RegNo	Year	Cat (Rank)	Name	====	Club	Run 1	Run 2	Run 3	Time	Gap	Points
11	19		2010	U10 (4)	LAST William		NOR	13.60	* 12.83	* 12.61	<b>25.44</b>	3.38	111.85
12	28		2011	U10 (5)	IRVIN Sam		NOR	* 12.53	13.00	* 12.97	<b>25.50</b>	3.44	113.83
13	27		2011	U10 (6)	CROFT Alfie		NOR	* 13.14	13.78	* 13.15	<b>26.29</b>	4.23	139.98
14	7		2008	U12 (8)	GIBBS Evan		NOR	14.64	* 13.69	* 12.76	<b>26.45</b>	4.39	145.27
15	21		2009	U12 (9)	HARTNELL Freddy		NOR	13.70	* 13.39	* 13.13	<b>26.52</b>	4.46	147.59
16	26		2009	U12 (10)	HIBBLE Benji		VIK	* 13.95	14.58	* 13.78	<b>27.73</b>	5.67	187.63
17	25		2011	U10 (7)	ENGLAND Zachary		ESX	* 14.49	14.53	* 13.87	<b>28.36</b>	6.30	208.48
18	37		2012	U08 (1)	MARTIN Harry		VIK	* 15.61	* 14.32	DNF	<b>29.93</b>	7.87	260.43
19	33		2010	U10 (8)	BURNS Robert		ESX	16.84	* 15.32	* 15.19	<b>30.51</b>	8.45	279.62
20	32		2008	U12 (11)	CHAUHAN Ruben		NOR	* 15.29	15.81	* 15.45	<b>30.74</b>	8.68	287.23
21	29		2011	U10 (9)	PARKER Charles		HEM	* 16.30	* 16.44	DNS	<b>32.74</b>	10.68	353.42
22	36		2011	U10 (10)	WALLER-BECKETT James		NOR	* 16.87	* 15.97	17.20	<b>32.84</b>	10.78	356.73
23	41		2012	U08 (2)	HARRIS-PAGE Theo		VIK	23.01	* 20.86	* 20.80	<b>41.66</b>	19.60	648.59

## Did Not Start - Run 1 (3)

24		2009	U12	WILSON Thomas		NOR	DNS	DNS	DNS			
38		2011	U10	SAVAGE Robert		HEM	DNS	DNS	DNS			
40		2010	U10	LANE-WATKINS Sebastian		ESX	DNS	DNS	DNS			


## Did Not Start - Run 2 (3)

24		2009	U12	WILSON Thomas		NOR	DNS	DNS	DNS			
38		2011	U10	SAVAGE Robert		HEM	DNS	DNS	DNS			
40		2010	U10	LANE-WATKINS Sebastian		ESX	DNS	DNS	DNS			

## Disqualified - Run 2 (1)

15		2009	U12	HARTNELL Sonny		NOR	* 12.12	DSQ	* 11.59			
----	--	------	-----	----------------	---	-----	---------	-----	---------	--	--	--

## Did Not Start - Run 3 (4)

24		2009	U12	WILSON Thomas		NOR	DNS	DNS	DNS			
29		2011	U10	PARKER Charles		HEM	* 16.30	* 16.44	DNS			
38		2011	U10	SAVAGE Robert		HEM	DNS	DNS	DNS			
40		2010	U10	LANE-WATKINS Sebastian		ESX	DNS	DNS	DNS			

## Did Not Finish - Run 3 (1)

37		2012	U08	MARTIN Harry		VIK	* 15.61	* 14.32	DNF			
----	--	------	-----	--------------	---	-----	---------	---------	-----	--	--	--

## Disqualified - Run 3 (1)

9		2010	U10	KINGE Jacob		NOR	* 11.54	* 11.58	DSQ			
---	--	------	-----	-------------	---	-----	---------	---------	-----	--	--	--



**EASTERN REGION SNOWSPORTS ASSOCIATION 2019**

**Essex -Team Evolution ERSAs Essex Summer League**

**Essex - Special Slalom - Female & Male**

**ERSA Summer League - Final Ranking**

Rank	Bib.	RegNo	Year	Cat (Rank)	Name	====	Club	Run-1	Run-2	Run-3	Time	Gap	Points	Perf.
<b>==ERSA Girls and Ladies ==</b>														
1	95	20337	2001	U21 (1)	SKIPPER Megan		NOR	* 10.24	10.65	* 10.34	<b>20.58</b>	0.00	0.00	+ 7.44
2	88	22938	2006	U14 (1)	HOWESON Olivia		HEM	* 10.15	10.42	* 10.48	<b>20.63</b>	0.05	1.77	- 1.38
3	81	21897	2002	U18 (1)	MARTIN Lily		ESX	10.71	* 10.42	* 10.28	<b>20.70</b>	0.12	4.26	+ 6.86
4	86	23246	2003	U18 (2)	WARNE Charlotte		HEM	10.95	* 10.50	* 10.83	<b>21.33</b>	0.75	26.60	+ 23.62
5	90	24207	2004	U16 (1)	GLADIN Amber		HEM	10.78	* 10.65	* 10.79	<b>21.44</b>	0.86	30.51	- 4.97
6	93	24891	2004	U16 (2)	VENABLES Felicity		VIK	11.27	* 10.99	* 10.69	<b>21.68</b>	1.10	39.02	- 3.90
7	124		2003	U18 (3)	HOLMES Abby		NOR	11.55	* 10.67	* 11.19	<b>21.86</b>	1.28	45.40	+ 9.32
8	84		2007	U14 (2)	SARKAR Anna		ESX	* 10.62	10.76	* 11.26	<b>21.88</b>	1.30	46.11	- 19.94
9	94	24065	2005	U16 (3)	LINCOLN Isabel		NOR	11.27	* 11.27	* 11.15	<b>22.42</b>	1.84	65.27	+ 25.68
10	87		2002	U18 (4)	HAWES Isobel		NOR	DNF	* 11.16	* 11.54	<b>22.70</b>	2.12	75.20	- 10.14
11	83		2007	U14 (3)	HIGGS Eira-Mia		ESX	* 11.41	11.51	* 11.63	<b>23.04</b>	2.46	87.26	- 21.30
12	92	22930	2006	U14 (4)	BLACKWELL Lucy		TAL	* 11.58	11.62	* 11.62	<b>23.20</b>	2.62	92.93	- 4.61
13	98		2005	U16 (4)	VIMPANY Lara		TSN	* 11.78	12.44	* 11.65	<b>23.43</b>	2.85	101.09	- 37.65
14	96	25685	2006	U14 (5)	FLITTON Zoe		HEM	* 11.95	12.07	* 11.49	<b>23.44</b>	2.86	101.45	- 13.12
15	91		2003	U18 (5)	FRANCIS Mia		VIK	DNF	* 11.90	* 11.88	<b>23.78</b>	3.20	113.51	+ 33.34
16	89		1992	SM1 (1)	BOWEN Catriona		NOR	* 11.89	12.01	* 12.07	<b>23.96</b>	3.38	119.89	+ 47.65
17	85		2003	U18 (6)	GROSE Elise		NOR	54.67	* 12.31	* 12.36	<b>24.67</b>	4.09	145.08	+ 37.44
18	82		1970	MA2 (1)	ANDERSON Beverley		VIK	* 12.23	12.29	* 12.48	<b>24.71</b>	4.13	146.50	+ 76.11
19	99	24038	2007	U14 (6)	BUSHELL Grace		NOR	12.86	* 12.32	* 12.58	<b>24.90</b>	4.32	153.24	+ 14.37
20	103	26015	2007	U14 (7)	GIBBS Heidi		NOR	12.59	* 12.39	* 13.01	<b>25.40</b>	4.82	170.97	+ 3.78
21	104	24893	2006	U14 (8)	VENABLES Phoebe		VIK	14.16	* 12.58	* 12.88	<b>25.46</b>	4.88	173.10	- 3.64
22	101		2002	U18 (7)	GOMEZ CLARKE Anna		NOR	* 12.77	13.18	* 12.78	<b>25.55</b>	4.97	176.29	+ 28.34
23	97	24072	2004	U16 (5)	WOOD Caitlin		VIK	13.50	* 12.94	* 12.76	<b>25.70</b>	5.12	181.61	+ 55.98
24	119	26047	2007	U14 (9)	MONTGOMERY Isobel		NOR	13.05	* 12.82	* 13.38	<b>26.20</b>	5.62	199.35	-
25	106		2007	U14 (10)	LINCOLN Imogen		NOR	13.97	* 13.49	* 13.28	<b>26.77</b>	6.19	219.57	+ 23.29
26	108		2003	U18 (8)	WEST Sophie		VIK	14.18	* 13.66	* 13.51	<b>27.17</b>	6.59	233.76	+ 26.98
27	110		2007	U14 (11)	KITCHING Martha		VIK	14.68	* 13.23	* 14.16	<b>27.39</b>	6.81	241.56	- 10.65
28	107		2007	U14 (12)	LAST Isabelle		NOR	14.09	* 13.67	* 13.76	<b>27.43</b>	6.85	242.98	+ 36.63
29	105		2007	U14 (13)	KINGE Lucy		NOR	14.27	* 13.92	* 14.23	<b>28.15</b>	7.57	268.52	+ 75.21
30	113		2006	U14 (14)	BUTCHER Issy		ESX	DNF	* 14.27	* 14.03	<b>28.30</b>	7.72	273.84	- 13.27
31	109		2007	U14 (15)	COZENS Zoe		NOR	14.90	* 13.46	* 14.89	<b>28.35</b>	7.77	275.61	+ 41.65
32	114		1975	MA2 (2)	WATSON Melanie		NOR	15.62	* 14.61	* 15.56	<b>30.17</b>	9.59	340.17	- 2.11
33	112		2003	U18 (9)	CUTHBERT Tia		VIK	15.83	* 15.32	* 15.54	<b>30.86</b>	10.28	364.65	+ 86.00
34	116	25953	1970	MA2 (3)	HARRISON Anna		HEM	17.06	* 16.43	* 16.33	<b>32.76</b>	12.18	432.04	+ 17.33
35	115		2006	U14 (16)	BURNS Ella		ESX	23.26	* 16.52	* 16.29	<b>32.81</b>	12.23	433.81	+ 27.87
36	121		1972	MA2 (4)	LANE-WATKINS Nyree		ESX	* 16.19	20.12	* 16.90	<b>33.09</b>	12.51	443.75	-
37	120		2003	U18 (10)	CHANDLER Sophie		ESX	16.47	* 16.09	* 17.30	<b>33.39</b>	12.81	454.39	-
38	122		1990	SM1 (2)	LEACH Catherine		NOR	* 17.33	17.38	* 16.94	<b>34.27</b>	13.69	485.60	-
39	117		2006	U14 (17)	SANDERS Olivia		NOR	18.61	* 17.36	* 17.38	<b>34.74</b>	14.16	502.27	+ 61.00
40	123		2003	U18 (11)	RAYNER Molly		ESX	* 18.65	DSQ	* 17.60	<b>36.25</b>	15.67	555.84	-
41	118		2007	U14 (18)	CUTLER Emily		VIK	* 30.03	DSQ	* 19.91	<b>49.94</b>	29.36	1041.44	+ 484.62

**Did Not Start - Run-1 (3)**

100		2001	U21		TURNER Madeline		HEM	DNS	DNS	DNS				
-----	--	------	-----	--	-----------------	--	-----	-----	-----	-----	--	--	--	--

EASTERN REGION SNOWSPORTS ASSOCIATION 2019

Essex -Team Evolution ERSA Essex Summer League

Essex - Special Slalom - Female & Male

ERSA Summer League - Final Ranking

Rank	Bib.	RegNo	Year	Cat (Rank)	Name	====	Club	Run-1	Run-2	Run-3	Time	Gap	Points	Perf.
	102	24074	2004	U16	MERRIGAN Elizabeth		VIK	DNS	DNS	DNS				
	111	23389	2005	U16	SAUNDERS Mackenzi		VIK	DNS	DNS	DNS				

Did Not Finish - Run-1 (3)

	87		2002	U18	HAWES Isobel		NOR	DNF	* 11.16	* 11.54				
	91		2003	U18	FRANCIS Mia		VIK	DNF	* 11.90	* 11.88				
	113		2006	U14	BUTCHER Issy		ESX	DNF	* 14.27	* 14.03				

Did Not Start - Run-2 (3)

	100		2001	U21	TURNER Madeline		HEM	DNS	DNS	DNS				
	102	24074	2004	U16	MERRIGAN Elizabeth		VIK	DNS	DNS	DNS				
	111	23389	2005	U16	SAUNDERS Mackenzi		VIK	DNS	DNS	DNS				

Disqualified - Run-2 (2)

	118		2007	U14	CUTLER Emily		VIK	* 30.03	DSQ	* 19.91				
	123		2003	U18	RAYNER Molly		ESX	* 18.65	DSQ	* 17.60				

Did Not Start - Run-3 (3)

	100		2001	U21	TURNER Madeline		HEM	DNS	DNS	DNS				
	102	24074	2004	U16	MERRIGAN Elizabeth		VIK	DNS	DNS	DNS				
	111	23389	2005	U16	SAUNDERS Mackenzi		VIK	DNS	DNS	DNS				

== ERSA Boys and Men ==

1	9	23350	2002	U18 (1)	GOMEZ CLARKE Jamie		NOR	9.86	* 9.54	* 9.07	<b>18.61</b>		0.00	- 19.23
2	7	23185	2000	U21 (1)	STEWART Oliver		NOR	10.06	* 9.76	* 9.28	<b>19.04</b>	0.43	16.87	+ 13.66
3	14	20884	2003	U18 (2)	THOMPSON Joseph		NOR	* 9.77	9.78	* 9.31	<b>19.08</b>	0.47	18.44	+ 10.82
4	11	6864	1978	MA2 (1)	GREEN Alexander		VIK	9.99	* 9.87	* 9.47	<b>19.34</b>	0.73	28.64	- 2.21
5	4		1999	U21 (2)	HOLMES Thomas		NOR	* 10.18	10.24	* 9.29	<b>19.47</b>	0.86	33.73	+ 36.05
6	10	24443	2004	U16 (1)	MARSH Joel		NOR	10.87	* 10.41	* 9.85	<b>20.26</b>	1.65	64.72	+ 19.66
7	2	24596	1974	MA2 (2)	GARDNER Garedd		ESX	10.41	* 10.30	* 10.06	<b>20.36</b>	1.75	68.65	- 9.61
8	15	22087	2005	U16 (2)	PARKER Travis		NOR	* 10.74	10.89	* 10.18	<b>20.92</b>	2.31	90.61	+ 3.82
9	3	23349	2003	U18 (3)	BUSHELL George		NOR	* 10.54	DSQ	* 10.43	<b>20.97</b>	2.36	92.57	+ 39.35
10	1	25057	2003	U18 (4)	ALGER James		NOR	* 10.98	11.33	* 10.00	<b>20.98</b>	2.37	92.97	+ 22.38
11	5	21196	2001	U21 (3)	URQUHART Colm		HEM	* 11.03	11.26	* 10.17	<b>21.20</b>	2.59	101.60	+ 33.05
12	8		2003	U18 (5)	TURNER Alfie		HEM	10.91	* 10.87	* 10.36	<b>21.23</b>	2.62	102.77	+ 28.01
13	16	23354	2005	U16 (3)	CHAUHAN Rohan		NOR	11.20	* 10.56	* 10.69	<b>21.25</b>	2.64	103.56	+ 13.14
14	17		2002	U18 (6)	FISKE Samuel		NOR	11.22	* 10.58	* 10.72	<b>21.30</b>	2.69	105.52	+ 10.32
15	19		1964	MA3 (1)	THOMSON Stewart		VIK	11.17	* 10.70	* 10.76	<b>21.46</b>	2.85	111.79	+ 10.25
16	20	26012	2005	U16 (4)	MONTGOMERY Freddie		NOR	11.30	* 10.79	* 10.77	<b>21.56</b>	2.95	115.72	+ 10.68
17	24		2004	U16 (5)	CANNING Thomas		NOR	* 11.45	11.88	* 10.55	<b>22.00</b>	3.39	132.98	+ 6.96
18	26	25253	2004	U16 (6)	FISHER Edward		ESX	* 11.47	11.91	* 10.62	<b>22.09</b>	3.48	136.51	- 1.22
19	18	24227	2006	U14 (1)	HADINGHAM Alex		NOR	11.20	* 10.92	* 11.19	<b>22.11</b>	3.50	137.29	+ 36.96
20	23		1998	SM1 (1)	LEVENE Harry		VIK	11.71	* 11.53	* 10.72	<b>22.25</b>	3.64	142.78	+ 32.44
21	27		2006	U14 (2)	PENNECK Alexander		ESX	* 11.61	11.86	* 11.26	<b>22.87</b>	4.26	167.10	+ 24.13
22	36		1977	MA2 (3)	AMOS Martyn		ESX	11.91	* 11.58	* 11.42	<b>23.00</b>	4.39	172.20	- 26.41
23	40		2007	U14 (3)	PIETRZAK Maximilian		ESX	* 11.88	12.72	* 11.18	<b>23.06</b>	4.45	174.56	- 70.00
24	76		1966	MA3 (2)	HOLMES Peter		NOR	DNF	* 11.48	* 11.61	<b>23.09</b>	4.48	175.73	+ 54.10
25	31		1971	MA2 (4)	KINGE Blane		NOR	12.06	* 11.78	* 11.33	<b>23.11</b>	4.50	176.52	+ 7.46
26	22	23557	2007	U14 (4)	MITCHELL Kieran		NOR	12.19	* 12.05	* 11.30	<b>23.35</b>	4.74	185.93	+ 78.26
27	30	24073	2007	U14 (5)	WOOD George		VIK	12.36	* 11.91	* 11.73	<b>23.64</b>	5.03	197.31	+ 31.15
28	33		2005	U16 (7)	THOMSON Kai		VIK	12.26	* 11.87	* 11.97	<b>23.84</b>	5.23	205.15	+ 25.12
29	32		2004	U16 (8)	ALI Dylan		VIK	12.11	* 12.10	* 11.84	<b>23.94</b>	5.33	209.08	+ 32.56
30	28		1998	SM1 (2)	SYDER James		NOR	* 12.15	12.35	* 12.19	<b>24.34</b>	5.73	224.77	+ 77.48

**EASTERN REGION SNOWSPORTS ASSOCIATION 2019**
**Essex -Team Evolution ERSA Essex Summer League**
**Essex - Special Slalom - Female & Male**
**ERSA Summer League - Final Ranking**

Rank	Bib.	RegNo	Year	Cat (Rank)	Name	====	Club	Run-1	Run-2	Run-3	Time	Gap	Points	Perf.
31	54	24479	2007	U14 (6)	COOPER Charlie		ESX	13.27	* 12.36	* 12.35	<b>24.71</b>	6.10	239.28	- 90.49
32	34	10372	1959	MA4 (1)	ANDERSON Christopher		VIK	12.56	* 12.34	* 12.52	<b>24.86</b>	6.25	245.16	+ 64.77
33	48		2007	U14 (7)	TOMS Harry		ESX	13.73	* 12.72	* 12.15	<b>24.87</b>	6.26	245.56	- 49.21
34	41		2006	U14 (8)	COZENS Samuel		NOR	* 12.96	13.09	* 12.16	<b>25.12</b>	6.51	255.36	+ 10.65
35	46		1970	MA2 (5)	HARDEN Edgar		NOR	13.59	* 12.80	* 12.48	<b>25.28</b>	6.67	261.64	- 17.06
36	57	25817	2006	U14 (9)	BROWN Connor		ESX	12.88	* 12.76	* 12.58	<b>25.34</b>	6.73	263.99	- 83.66
37	52		1957	MA4 (2)	PENNECK Jeffrey		ESX	14.10	* 12.92	* 12.55	<b>25.47</b>	6.86	269.09	- 51.41
38	39		2007	U14 (10)	FRANCIS Jude		VIK	* 13.07	13.46	* 12.58	<b>25.65</b>	7.04	276.15	+ 39.59
39	58		2007	U14 (11)	IRVIN Tom		NOR	13.83	* 12.78	* 13.03	<b>25.81</b>	7.20	282.43	- 67.39
40	75		2007	U14 (12)	ENGLAND Alfie		ESX	14.07	* 13.00	* 12.84	<b>25.84</b>	7.23	283.61	-
41	49		2006	U14 (13)	JELPIDIFOROVA Eric		ESX	25.98	* 13.28	* 12.67	<b>25.95</b>	7.34	287.92	- 14.00
42	44		2007	U14 (14)	SAUNDERS Rhys		ESX	DSQ	* 13.97	* 12.02	<b>25.99</b>	7.38	289.49	+ 30.42
43	47		2005	U16 (9)	PAGE-BROWNE Adam		WGC	13.62	* 13.17	* 12.94	<b>26.11</b>	7.50	294.20	+ 12.42
44	64		1975	MA2 (6)	WATSON Nick		NOR	* 12.68	14.05	* 13.86	<b>26.54</b>	7.93	311.06	- 222.27
45	42		1968	MA3 (3)	BARTLETT James		NOR	15.41	* 13.97	* 13.06	<b>27.03</b>	8.42	330.28	+ 75.91
46	65		2007	U14 (15)	BETHELL Maximillion		VIK	* 13.09	DNF	* 14.13	<b>27.22</b>	8.61	337.74	-
47	59		1975	MA2 (7)	FISKE Richard		NOR	13.87	* 13.60	* 13.89	<b>27.49</b>	8.88	348.33	- 13.42
48	69	25818	2007	U14 (16)	BROWN Aidan		ESX	* 13.91	14.27	* 13.63	<b>27.54</b>	8.93	350.29	-
49	53		2007	U14 (17)	LYTHELL Austin		NOR	14.25	* 13.82	* 13.78	<b>27.60</b>	8.99	352.64	+ 29.52
50	37		1966	MA3 (4)	GARRETT Mike		NOR	13.54	* 13.32	* 14.35	<b>27.67</b>	9.06	355.39	+ 122.43
51	51		2007	U14 (18)	FORDE - POGSON Hayden		NOR	* 14.51	14.54	* 13.47	<b>27.98</b>	9.37	367.55	+ 61.27
52	56	21942	1972	MA2 (8)	LINCOLN Piers		NOR	* 14.00	14.31	* 14.17	<b>28.17</b>	9.56	375.00	+ 41.26
53	66		2007	U14 (19)	WILLOUGHBY Joseph		ESX	* 13.81	DNF	* 14.37	<b>28.18</b>	9.57	375.39	-
54	71		2007	U14 (20)	BRUNNER Zac		NOR	DSQ	* 14.84	* 13.86	<b>28.70</b>	10.09	395.79	-
55	62		2007	U14 (21)	MACKAY Tristan		NOR	* 14.36	14.72	* 14.74	<b>29.10</b>	10.49	411.48	- 41.03
56	72		2004	U16 (10)	HEHIR Christian		HEM	DSQ	* 15.15	* 14.18	<b>29.33</b>	10.72	420.51	-
57	74		1967	MA3 (5)	PAGE-BROWNE Simon		WGC	15.83	* 15.34	* 15.40	<b>30.74</b>	12.13	475.81	-
58	68		2007	U14 (22)	CHILDS Scott		WGC	15.40	* 15.15	* 15.89	<b>31.04</b>	12.43	487.58	-
59	63		2001	U21 (4)	MARTIN Nathan		VIK	15.83	* 15.44	* 15.95	<b>31.39</b>	12.78	501.31	+ 20.21
60	60		1951	MA4 (3)	COOPER Douglas		NOR	* 16.12	16.35	* 15.90	<b>32.02</b>	13.41	526.02	+ 118.55
61	73		2005	U16 (11)	CLEGHORN Alex		ESX	* 16.42	17.11	* 16.50	<b>32.92</b>	14.31	561.33	-
62	61		1946	MA4 (4)	COOPER Ron		NOR	16.52	* 16.47	* 16.62	<b>33.09</b>	14.48	568.00	+ 148.76
63	67		2002	U18 (7)	TURNER Marlow		SMK	* 19.15	DNF	* 17.66	<b>36.81</b>	18.20	713.92	-

**Did Not Start - Run-1 (8)**

12		2000	U21	THOMPSON Connor		VIK	DNF	DNF	DNF
13	22059	2006	U14	DADE Jake		NOR	DNF	DNF	DNF
21	20264	2003	U18	REIDY Thomas		HEM	DNF	DNF	DNF
25		2004	U16	DAVIES Ben		NOR	DNF	DNF	DNF
29		1970	MA2	FISHER James		ESX	DNF	DNF	DNF
43		2004	U16	FULCHER Lewis		VIK	DNF	DNF	DNF
45	22456	1970	MA2	BAUMBACH Michael		VIK	DNF	DNF	DNF
55	26064	2006	U14	BROUGHTON Noah		SMK	DNF	DNF	DNF

**Did Not Finish - Run-1 (1)**

76		1966	MA3	HOLMES Peter		NOR	DNF	* 11.48	* 11.61
----	--	------	-----	--------------	--	-----	-----	---------	---------

**Disqualified - Run-1 (3)**

44		2007	U14	SAUNDERS Rhys		ESX	DSQ	* 13.97	* 12.02
71		2007	U14	BRUNNER Zac		NOR	DSQ	* 14.84	* 13.86
72		2004	U16	HEHIR Christian		HEM	DSQ	* 15.15	* 14.18

**Did Not Start - Run-2 (8)**

12		2000	U21	THOMPSON Connor		VIK	DNF	DNF	DNF
13	22059	2006	U14	DADE Jake		NOR	DNF	DNF	DNF









**EASTERN REGION SNOWSPORTS ASSOCIATION 2019**

**Essex -Team Evolution ERSA Essex Summer League**

**Essex - Special Slalom - Female & Male**

**ERSA Summer League - Final Ranking**

Rank	Bib.	RegNo	Year	Cat (Rank)	Name	====	Club	Run-1	Run-2	Run-3	Time	Gap	Points	Perf.
21		20264	2003	U18	<b>REIDY Thomas</b>		HEM	DNS	DNS	DNS				
25			2004	U16	<b>DAVIES Ben</b>		NOR	DNS	DNS	DNS				
29			1970	MA2	<b>FISHER James</b>		ESX	DNS	DNS	DNS				
43			2004	U16	<b>FULCHER Lewis</b>		VIK	DNS	DNS	DNS				
45		22456	1970	MA2	<b>BAUMBACH Michael</b>		VIK	DNS	DNS	DNS				
55		26064	2006	U14	<b>BROUGHTON Noah</b>		SMK	DNS	DNS	DNS				









**Did Not Finish - Run-2 (3)**

65			2007	U14	<b>BETHELL Maximillion</b>		VIK	* 13.09	DNF	* 14.13				
66			2007	U14	<b>WILLOUGHBY Joseph</b>		ESX	* 13.81	DNF	* 14.37				
67			2002	U18	<b>TURNER Marlow</b>		SMK	* 19.15	DNF	* 17.66				

**Disqualified - Run-2 (2)**

3		23349	2003	U18	<b>BUSHELL George</b>		NOR	* 10.54	DSQ	* 10.43				
77			2005	U16	<b>WARNE Ben</b>		HEM	* 11.61	DSQ	DNF				

**Did Not Start - Run-3 (8)**

12			2000	U21	<b>THOMPSON Connor</b>		VIK	DNS	DNS	DNS				
13		22059	2006	U14	<b>DADE Jake</b>		NOR	DNS	DNS	DNS				
21		20264	2003	U18	<b>REIDY Thomas</b>		HEM	DNS	DNS	DNS				
25			2004	U16	<b>DAVIES Ben</b>		NOR	DNS	DNS	DNS				
29			1970	MA2	<b>FISHER James</b>		ESX	DNS	DNS	DNS				
43			2004	U16	<b>FULCHER Lewis</b>		VIK	DNS	DNS	DNS				
45		22456	1970	MA2	<b>BAUMBACH Michael</b>		VIK	DNS	DNS	DNS				
55		26064	2006	U14	<b>BROUGHTON Noah</b>		SMK	DNS	DNS	DNS				

**Did Not Finish - Run-3 (5)**

6		21723	2000	U21	<b>HOWE Charlie</b>		NOR	9.75	* 9.64	DNF				
35			2002	U18	<b>MERAJ Luan</b>		NOR	11.94	* 11.92	DNF				
38			2007	U14	<b>WATSON Toby</b>		NOR	* 12.30	12.85	DNF				
50			2007	U14	<b>GODLEY Benedict</b>		WGC	* 13.00	14.17	DNF				
77			2005	U16	<b>WARNE Ben</b>		HEM	* 11.61	DSQ	DNF				

**Disqualified - Run-3 (1)**

70			2006	U14	<b>BETHELL Samuel</b>		VIK	* 16.34	16.42	DSQ				
----	--	--	------	-----	-----------------------	---	-----	---------	-------	-----	--	--	--	--



**EASTERN REGION SNOWSPORTS ASSOCIATION 2019**

**Essex -Team Evolution ERSAs Essex Summer League**

**Essex - Special Slalom - Female & Male**

**ERSA Summer League - Final Ranking**

Rank	Bib.	RegNo	Year	Cat	(Rank) Name	====	Club	Run-1	Run-2	Run-3	Time	Gap
<b>=== ERSAs Under 14 Girls ===</b>												
1	88	22938	2006	U14	(1) HOWESON Olivia		HEM	* 10.15	10.42	* 10.48	<b>20.63</b>	
2	84		2007	U14	(2) SARKAR Anna		ESX	* 10.62	10.76	* 11.26	<b>21.88</b>	1.25
3	83		2007	U14	(3) HIGGS Eira-Mia		ESX	* 11.41	11.51	* 11.63	<b>23.04</b>	2.41
4	92	22930	2006	U14	(4) BLACKWELL Lucy		TAL	* 11.58	11.62	* 11.62	<b>23.20</b>	2.57
5	96	25685	2006	U14	(5) FLITTON Zoe		HEM	* 11.95	12.07	* 11.49	<b>23.44</b>	2.81
6	99	24038	2007	U14	(6) BUSHHELL Grace		NOR	12.86	* 12.32	* 12.58	<b>24.90</b>	4.27
7	103	26015	2007	U14	(7) GIBBS Heidi		NOR	12.59	* 12.39	* 13.01	<b>25.40</b>	4.77
8	104	24893	2006	U14	(8) VENABLES Phoebe		VIK	14.16	* 12.58	* 12.88	<b>25.46</b>	4.83
9	119	26047	2007	U14	(9) MONTGOMERY Isobel		NOR	13.05	* 12.82	* 13.38	<b>26.20</b>	5.57
10	106		2007	U14	(10) LINCOLN Imogen		NOR	13.97	* 13.49	* 13.28	<b>26.77</b>	6.14
11	110		2007	U14	(11) KITCHING Martha		VIK	14.68	* 13.23	* 14.16	<b>27.39</b>	6.76
12	107		2007	U14	(12) LAST Isabelle		NOR	14.09	* 13.67	* 13.76	<b>27.43</b>	6.80
13	105		2007	U14	(13) KINGE Lucy		NOR	14.27	* 13.92	* 14.23	<b>28.15</b>	7.52
14	113		2006	U14	(14) BUTCHER Issy		ESX	DNF	* 14.27	* 14.03	<b>28.30</b>	7.67
15	109		2007	U14	(15) COZENS Zoe		NOR	14.90	* 13.46	* 14.89	<b>28.35</b>	7.72
16	115		2006	U14	(16) BURNS Ella		ESX	23.26	* 16.52	* 16.29	<b>32.81</b>	12.18
17	117		2006	U14	(17) SANDERS Olivia		NOR	18.61	* 17.36	* 17.38	<b>34.74</b>	14.11
18	118		2007	U14	(18) CUTLER Emily		VIK	* 30.03	DSQ	* 19.91	<b>49.94</b>	29.31

**Did Not Finish - Run-1 (1)**

113		2006	U14		BUTCHER Issy		ESX	DNF	* 14.27	* 14.03		
-----	--	------	-----	--	--------------	--	-----	-----	---------	---------	--	--

**Disqualified - Run-2 (1)**

118		2007	U14		CUTLER Emily		VIK	* 30.03	DSQ	* 19.91		
-----	--	------	-----	--	--------------	--	-----	---------	-----	---------	--	--

**=== ERSAs Under 14 Boys ===**








1	18	24227	2006	U14	(1) HADINGHAM Alex		NOR	11.20	* 10.92	* 11.19	<b>22.11</b>	
2	27		2006	U14	(2) PENNECK Alexander		ESX	* 11.61	11.86	* 11.26	<b>22.87</b>	0.76
3	40		2007	U14	(3) PIETRZAK Maximilian		ESX	* 11.88	12.72	* 11.18	<b>23.06</b>	0.95
4	22	23557	2007	U14	(4) MITCHELL Kieran		NOR	12.19	* 12.05	* 11.30	<b>23.35</b>	1.24
5	30	24073	2007	U14	(5) WOOD George		VIK	12.36	* 11.91	* 11.73	<b>23.64</b>	1.53
6	54	24479	2007	U14	(6) COOPER Charlie		ESX	13.27	* 12.36	* 12.35	<b>24.71</b>	2.60
7	48		2007	U14	(7) TOMS Harry		ESX	13.73	* 12.72	* 12.15	<b>24.87</b>	2.76
8	41		2006	U14	(8) COZENS Samual		NOR	* 12.96	13.09	* 12.16	<b>25.12</b>	3.01
9	57	25817	2006	U14	(9) BROWN Connor		ESX	12.88	* 12.76	* 12.58	<b>25.34</b>	3.23
10	39		2007	U14	(10) FRANCIS Jude		VIK	* 13.07	13.46	* 12.58	<b>25.65</b>	3.54
11	58		2007	U14	(11) IRVIN Tom		NOR	13.83	* 12.78	* 13.03	<b>25.81</b>	3.70
12	75		2007	U14	(12) ENGLAND Alfie		ESX	14.07	* 13.00	* 12.84	<b>25.84</b>	3.73
13	49		2006	U14	(13) JELPIDIFOROVA Eric		ESX	25.98	* 13.28	* 12.67	<b>25.95</b>	3.84
14	44		2007	U14	(14) SAUNDERS Rhys		ESX	DSQ	* 13.97	* 12.02	<b>25.99</b>	3.88
15	65		2007	U14	(15) BETHELL Maximillion		VIK	* 13.09	DNF	* 14.13	<b>27.22</b>	5.11

**EASTERN REGION SNOWSPORTS ASSOCIATION 2019**

**Essex -Team Evolution ERSA Essex Summer League**

**Essex - Special Slalom - Female & Male**

**ERSA Summer League - Final Ranking**

Rank	Bib.	RegNo	Year	Cat	(Rank) Name	====	Club	Run-1	Run-2	Run-3	Time	Gap
16	69	25818	2007	U14	(16) BROWN Aidan		ESX	* 13.91	14.27	* 13.63	<b>27.54</b>	5.43
17	53		2007	U14	(17) LYTHELL Austin		NOR	14.25	* 13.82	* 13.78	<b>27.60</b>	5.49
18	51		2007	U14	(18) FORDE - POGSON Hayden		NOR	* 14.51	14.54	* 13.47	<b>27.98</b>	5.87
19	66		2007	U14	(19) WILLOUGHBY Joseph		ESX	* 13.81	DNF	* 14.37	<b>28.18</b>	6.07
20	71		2007	U14	(20) BRUNNER Zac		NOR	DSQ	* 14.84	* 13.86	<b>28.70</b>	6.59
21	62		2007	U14	(21) MACKAY Tristan		NOR	* 14.36	14.72	* 14.74	<b>29.10</b>	6.99
22	68		2007	U14	(22) CHILDS Scott		WGC	15.40	* 15.15	* 15.89	<b>31.04</b>	8.93

**Did Not Start - Run-1 (2)**

13	22059	2006	U14	DADE Jake		NOR	DNS	DNS	DNS
55	26064	2006	U14	BROUGHTON Noah		SMK	DNS	DNS	DNS

**Disqualified - Run-1 (2)**

44		2007	U14	SAUNDERS Rhys		ESX	DSQ	* 13.97	* 12.02
71		2007	U14	BRUNNER Zac		NOR	DSQ	* 14.84	* 13.86

**Did Not Start - Run-2 (2)**

13	22059	2006	U14	DADE Jake		NOR	DNS	DNS	DNS
55	26064	2006	U14	BROUGHTON Noah		SMK	DNS	DNS	DNS

**Did Not Finish - Run-2 (2)**

65		2007	U14	BETHELL Maximillion		VIK	* 13.09	DNF	* 14.13
66		2007	U14	WILLOUGHBY Joseph		ESX	* 13.81	DNF	* 14.37


**Did Not Start - Run-3 (2)**

13	22059	2006	U14	DADE Jake		NOR	DNS	DNS	DNS
55	26064	2006	U14	BROUGHTON Noah		SMK	DNS	DNS	DNS






**Did Not Finish - Run-3 (2)**

38		2007	U14	WATSON Toby		NOR	* 12.30	12.85	DNF
50		2007	U14	GODLEY Benedict		WGC	* 13.00	14.17	DNF

**Disqualified - Run-3 (1)**

70		2006	U14	BETHELL Samuel		VIK	* 16.34	16.42	DSQ
----	--	------	-----	----------------	---	-----	---------	-------	-----

**=== ERSA Under 16 Girls ===**

1	90	24207	2004	U16	(1) GLADIN Amber		HEM	10.78	* 10.65	* 10.79	<b>21.44</b>	
2	93	24891	2004	U16	(2) VENABLES Felicity		VIK	11.27	* 10.99	* 10.69	<b>21.68</b>	0.24
3	94	24065	2005	U16	(3) LINCOLN Isabel		NOR	11.27	* 11.27	* 11.15	<b>22.42</b>	0.98
4	98		2005	U16	(4) VIMPANY Lara		TSN	* 11.78	12.44	* 11.65	<b>23.43</b>	1.99
5	97	24072	2004	U16	(5) WOOD Caitlin		VIK	13.50	* 12.94	* 12.76	<b>25.70</b>	4.26

**Did Not Start - Run-1 (2)**

102	24074	2004	U16	MERRIGAN Elizabeth		VIK	DNS	DNS	DNS
111	23389	2005	U16	SAUNDERS Mackenzi		VIK	DNS	DNS	DNS

**Did Not Start - Run-2 (2)**

102	24074	2004	U16	MERRIGAN Elizabeth		VIK	DNS	DNS	DNS
111	23389	2005	U16	SAUNDERS Mackenzi		VIK	DNS	DNS	DNS

EASTERN REGION SNOWSPORTS ASSOCIATION 2019

Essex -Team Evolution ERSA Essex Summer League

Essex - Special Slalom - Female & Male

ERSA Summer League - Final Ranking

Rank	Bib.	RegNo	Year	Cat	(Rank) Name	====	Club	Run-1	Run-2	Run-3	Time	Gap
------	------	-------	------	-----	-------------	------	------	-------	-------	-------	------	-----

Did Not Start - Run-3 (2)

	102	24074	2004	U16	MERRIGAN Elizabeth		VIK	DNS	DNS	DNS		
	111	23389	2005	U16	SAUNDERS Mackenzi		VIK	DNS	DNS	DNS		


=== ERSA Under 16 Boys ===

1	10	24443	2004	U16	(1) MARSH Joel		NOR	10.87	* 10.41	* 9.85	<b>20.26</b>	
2	15	22087	2005	U16	(2) PARKER Travis		NOR	* 10.74	10.89	* 10.18	<b>20.92</b>	0.66
3	16	23354	2005	U16	(3) CHAUHAN Rohan		NOR	11.20	* 10.56	* 10.69	<b>21.25</b>	0.99
4	20	26012	2005	U16	(4) MONTGOMERY Freddie		NOR	11.30	* 10.79	* 10.77	<b>21.56</b>	1.30
5	24		2004	U16	(5) CANNING Thomas		NOR	* 11.45	11.88	* 10.55	<b>22.00</b>	1.74
6	26	25253	2004	U16	(6) FISHER Edward		ESX	* 11.47	11.91	* 10.62	<b>22.09</b>	1.83
7	33		2005	U16	(7) THOMSON Kai		VIK	12.26	* 11.87	* 11.97	<b>23.84</b>	3.58
8	32		2004	U16	(8) ALI Dylan		VIK	12.11	* 12.10	* 11.84	<b>23.94</b>	3.68
9	47		2005	U16	(9) PAGE-BROWNE Adam		WGC	13.62	* 13.17	* 12.94	<b>26.11</b>	5.85
10	72		2004	U16	(10) HEHIR Christian		HEM	DSQ	* 15.15	* 14.18	<b>29.33</b>	9.07
11	73		2005	U16	(11) CLEGHORN Alex		ESX	* 16.42	17.11	* 16.50	<b>32.92</b>	12.66

Did Not Start - Run-1 (2)

	25		2004	U16	DAVIES Ben		NOR	DNS	DNS	DNS		
	43		2004	U16	FULCHER Lewis		VIK	DNS	DNS	DNS		

Disqualified - Run-1 (1)

	72		2004	U16	HEHIR Christian		HEM	DSQ	* 15.15	* 14.18		
--	----	--	------	-----	-----------------	---	-----	-----	---------	---------	--	--

Did Not Start - Run-2 (2)

	25		2004	U16	DAVIES Ben		NOR	DNS	DNS	DNS		
	43		2004	U16	FULCHER Lewis		VIK	DNS	DNS	DNS		

Disqualified - Run-2 (1)

	77		2005	U16	WARNE Ben		HEM	* 11.61	DSQ	DNF		
--	----	--	------	-----	-----------	---	-----	---------	-----	-----	--	--










Did Not Start - Run-3 (2)

	25		2004	U16	DAVIES Ben		NOR	DNS	DNS	DNS		
	43		2004	U16	FULCHER Lewis		VIK	DNS	DNS	DNS		

Did Not Finish - Run-3 (1)

	77		2005	U16	WARNE Ben		HEM	* 11.61	DSQ	DNF		
--	----	--	------	-----	-----------	---	-----	---------	-----	-----	--	--

=== ERSA Under 18 Ladies ===



1	81	21897	2002	U18	(1) MARTIN Lily		ESX	10.71	* 10.42	* 10.28	<b>20.70</b>	
2	86	23246	2003	U18	(2) WARNE Charlotte		HEM	10.95	* 10.50	* 10.83	<b>21.33</b>	0.63
3	124		2003	U18	(3) HOLMES Abby		NOR	11.55	* 10.67	* 11.19	<b>21.86</b>	1.16
4	87		2002	U18	(4) HAWES Isobel		NOR	DNF	* 11.16	* 11.54	<b>22.70</b>	2.00
5	91		2003	U18	(5) FRANCIS Mia		VIK	DNF	* 11.90	* 11.88	<b>23.78</b>	3.08
6	85		2003	U18	(6) GROSE Elise		NOR	54.67	* 12.31	* 12.36	<b>24.67</b>	3.97
7	101		2002	U18	(7) GOMEZ CLARKE Anna		NOR	* 12.77	13.18	* 12.78	<b>25.55</b>	4.85
8	108		2003	U18	(8) WEST Sophie		VIK	14.18	* 13.66	* 13.51	<b>27.17</b>	6.47
9	112		2003	U18	(9) CUTHBERT Tia		VIK	15.83	* 15.32	* 15.54	<b>30.86</b>	10.16

**EASTERN REGION SNOWSPORTS ASSOCIATION 2019**

**Essex -Team Evolution ERSA Essex Summer League**

**Essex - Special Slalom - Female & Male**

**ERSA Summer League - Final Ranking**

Rank	Bib.	RegNo	Year	Cat	(Rank) Name	====	Club	Run-1	Run-2	Run-3	Time	Gap
10	120		2003	U18	(10) CHANDLER Sophie		ESX	16.47	* 16.09	* 17.30	<b>33.39</b>	12.69
11	123		2003	U18	(11) RAYNER Molly		ESX	* 18.65	DSQ	* 17.60	<b>36.25</b>	15.55

**Did Not Finish - Run-1 (2)**

87			2002	U18	HAWES Isobel		NOR	DNF	* 11.16	* 11.54		
91			2003	U18	FRANCIS Mia		VIK	DNF	* 11.90	* 11.88		

**Disqualified - Run-2 (1)**

123			2003	U18	RAYNER Molly		ESX	* 18.65	DSQ	* 17.60		
-----	--	--	------	-----	--------------	---	-----	---------	-----	---------	--	--

**==== ERSA Under 18 Men ====**

1	9	23350	2002	U18	(1) GOMEZ CLARKE Jamie		NOR	9.86	* 9.54	* 9.07	<b>18.61</b>	
2	14	20884	2003	U18	(2) THOMPSON Joseph		NOR	* 9.77	9.78	* 9.31	<b>19.08</b>	0.47
3	3	23349	2003	U18	(3) BUSHELL George		NOR	* 10.54	DSQ	* 10.43	<b>20.97</b>	2.36
4	1	25057	2003	U18	(4) ALGER James		NOR	* 10.98	11.33	* 10.00	<b>20.98</b>	2.37
5	8		2003	U18	(5) TURNER Alfie		HEM	10.91	* 10.87	* 10.36	<b>21.23</b>	2.62
6	17		2002	U18	(6) FISKE Samuel		NOR	11.22	* 10.58	* 10.72	<b>21.30</b>	2.69
7	67		2002	U18	(7) TURNER Marlow		SMK	* 19.15	DNF	* 17.66	<b>36.81</b>	18.20

**Did Not Start - Run-1 (1)**

21	20264	2003	U18		REIDY Thomas		HEM	DNS	DNS	DNS		
----	-------	------	-----	--	--------------	---	-----	-----	-----	-----	--	--

**Did Not Start - Run-2 (1)**

21	20264	2003	U18		REIDY Thomas		HEM	DNS	DNS	DNS		
----	-------	------	-----	--	--------------	---	-----	-----	-----	-----	--	--

**Did Not Finish - Run-2 (1)**

67			2002	U18	TURNER Marlow		SMK	* 19.15	DNF	* 17.66		
----	--	--	------	-----	---------------	---	-----	---------	-----	---------	--	--

**Disqualified - Run-2 (1)**

3	23349	2003	U18		BUSHELL George		NOR	* 10.54	DSQ	* 10.43		
---	-------	------	-----	--	----------------	---	-----	---------	-----	---------	--	--

**Did Not Start - Run-3 (1)**

21	20264	2003	U18		REIDY Thomas		HEM	DNS	DNS	DNS		
----	-------	------	-----	--	--------------	---	-----	-----	-----	-----	--	--

**Did Not Finish - Run-3 (1)**

35			2002	U18	MERAJ Luan		NOR	11.94	* 11.92	DNF		
----	--	--	------	-----	------------	---	-----	-------	---------	-----	--	--

**==== ERSA Under 21 Ladies ====**

1	95	20337	2001	U21	(1) SKIPPER Megan		NOR	* 10.24	10.65	* 10.34	<b>20.58</b>	
---	----	-------	------	-----	-------------------	---	-----	---------	-------	---------	--------------	--

**Did Not Start - Run-1 (1)**

100			2001	U21	TURNER Madeline		HEM	DNS	DNS	DNS		
-----	--	--	------	-----	-----------------	---	-----	-----	-----	-----	--	--

**Did Not Start - Run-2 (1)**

100			2001	U21	TURNER Madeline		HEM	DNS	DNS	DNS		
-----	--	--	------	-----	-----------------	---	-----	-----	-----	-----	--	--

**Did Not Start - Run-3 (1)**

100			2001	U21	TURNER Madeline		HEM	DNS	DNS	DNS		
-----	--	--	------	-----	-----------------	---	-----	-----	-----	-----	--	--

## EASTERN REGION SNOWSPORTS ASSOCIATION 2019





## Essex -Team Evolution ERSA Essex Summer League

## Essex - Special Slalom - Female &amp; Male

## ERSA Summer League - Final Ranking

Rank	Bib.	RegNo	Year	Cat	(Rank) Name	====	Club	Run-1	Run-2	Run-3	Time	Gap
------	------	-------	------	-----	-------------	------	------	-------	-------	-------	------	-----

## === ERSA Under 21 Men ===

1	7	23185	2000	U21	(1) STEWARD Oliver		NOR	10.06	* 9.76	* 9.28	<b>19.04</b>	
2	4		1999	U21	(2) HOLMES Thomas		NOR	* 10.18	10.24	* 9.29	<b>19.47</b>	0.43
3	5	21196	2001	U21	(3) URQUHART Colm		HEM	* 11.03	11.26	* 10.17	<b>21.20</b>	2.16
4	63		2001	U21	(4) MARTIN Nathan		VIK	15.83	* 15.44	* 15.95	<b>31.39</b>	12.35

## Did Not Start - Run-1 (1)

	12		2000	U21	THOMPSON Connor		VIK	DNS	DNS	DNS		
--	----	--	------	-----	-----------------	---	-----	-----	-----	-----	--	--

## Did Not Start - Run-2 (1)

	12		2000	U21	THOMPSON Connor		VIK	DNS	DNS	DNS		
--	----	--	------	-----	-----------------	---	-----	-----	-----	-----	--	--

## Did Not Start - Run-3 (1)

	12		2000	U21	THOMPSON Connor		VIK	DNS	DNS	DNS		
--	----	--	------	-----	-----------------	---	-----	-----	-----	-----	--	--

## Did Not Finish - Run-3 (1)

	6	21723	2000	U21	HOWE Charlie		NOR	9.75	* 9.64	DNF		
--	---	-------	------	-----	--------------	---	-----	------	--------	-----	--	--

## === ERSA Senior/Masters 1 Ladies ===

1	89		1992	SM1	(1) BOWEN Catriona		NOR	* 11.89	12.01	* 12.07	<b>23.96</b>	
2	122		1990	SM1	(2) LEACH Catherine		NOR	* 17.33	17.38	* 16.94	<b>34.27</b>	10.31

## === ERSA Senior/Masters 1 Men ===

1	23		1998	SM1	(1) LEVENE Harry		VIK	11.71	* 11.53	* 10.72	<b>22.25</b>	
2	28		1998	SM1	(2) SYDER James		NOR	* 12.15	12.35	* 12.19	<b>24.34</b>	2.09

## === ERSA Masters 2 Ladies ===

1	82		1970	MA2	(1) ANDERSON Beverley		VIK	* 12.23	12.29	* 12.48	<b>24.71</b>	
2	114		1975	MA2	(2) WATSON Melanie		NOR	15.62	* 14.61	* 15.56	<b>30.17</b>	5.46
3	116	25953	1970	MA2	(3) HARRISON Anna		HEM	17.06	* 16.43	* 16.33	<b>32.76</b>	8.05
4	121		1972	MA2	(4) LANE-WATKINS Nyree		ESX	* 16.19	20.12	* 16.90	<b>33.09</b>	8.38

## === ERSA Masters 2 Men ===

1	11	6864	1978	MA2	(1) GREEN Alexander		VIK	9.99	* 9.87	* 9.47	<b>19.34</b>	
2	2	24596	1974	MA2	(2) GARDNER Garedd		ESX	10.41	* 10.30	* 10.06	<b>20.36</b>	1.02
3	36		1977	MA2	(3) AMOS Martyn		ESX	11.91	* 11.58	* 11.42	<b>23.00</b>	3.66
4	31		1971	MA2	(4) KINGE Blane		NOR	12.06	* 11.78	* 11.33	<b>23.11</b>	3.77
5	46		1970	MA2	(5) HARDEN Edgar		NOR	13.59	* 12.80	* 12.48	<b>25.28</b>	5.94
6	64		1975	MA2	(6) WATSON Nick		NOR	* 12.68	14.05	* 13.86	<b>26.54</b>	7.20
7	59		1975	MA2	(7) FISKE Richard		NOR	13.87	* 13.60	* 13.89	<b>27.49</b>	8.15
8	56	21942	1972	MA2	(8) LINCOLN Piers		NOR	* 14.00	14.31	* 14.17	<b>28.17</b>	8.83

## Did Not Start - Run-1 (2)


	29		1970	MA2	FISHER James		ESX	DNS	DNS	DNS		
--	----	--	------	-----	--------------	---	-----	-----	-----	-----	--	--

## EASTERN REGION SNOWSPORTS ASSOCIATION 2019

## Essex -Team Evolution ERSA Essex Summer League

## Essex - Special Slalom - Female &amp; Male

## ERSA Summer League - Final Ranking

Rank	Bib.	RegNo	Year	Cat	(Rank) Name	====	Club	Run-1	Run-2	Run-3	Time	Gap
	45	22456	1970	MA2	BAUMBACH Michael		VIK	DNS	DNS	DNS		

## Did Not Start - Run-2 (2)

	29		1970	MA2	FISHER James		ESX	DNS	DNS	DNS		
	45	22456	1970	MA2	BAUMBACH Michael		VIK	DNS	DNS	DNS		

## Did Not Start - Run-3 (2)

	29		1970	MA2	FISHER James		ESX	DNS	DNS	DNS		
	45	22456	1970	MA2	BAUMBACH Michael		VIK	DNS	DNS	DNS		





## ==== ERSA Masters 3 Men ====

1	19		1964	MA3	(1) THOMSON Stewart		VIK	11.17	* 10.70	* 10.76	<b>21.46</b>	
2	76		1966	MA3	(2) HOLMES Peter		NOR	DNF	* 11.48	* 11.61	<b>23.09</b>	1.63
3	42		1968	MA3	(3) BARTLETT James		NOR	15.41	* 13.97	* 13.06	<b>27.03</b>	5.57
4	37		1966	MA3	(4) GARRETT Mike		NOR	13.54	* 13.32	* 14.35	<b>27.67</b>	6.21
5	74		1967	MA3	(5) PAGE-BROWNE Simon		WGC	15.83	* 15.34	* 15.40	<b>30.74</b>	9.28

## Did Not Finish - Run-1 (1)

	76		1966	MA3	HOLMES Peter		NOR	DNF	* 11.48	* 11.61		
--	----	--	------	-----	--------------	--	-----	-----	---------	---------	--	--

## ==== ERSA Masters 4 Men ====

1	34	10372	1959	MA4	(1) ANDERSON Christopher		VIK	12.56	* 12.34	* 12.52	<b>24.86</b>	
2	52		1957	MA4	(2) PENNECK Jeffrey		ESX	14.10	* 12.92	* 12.55	<b>25.47</b>	0.61
3	60		1951	MA4	(3) COOPER Douglas		NOR	* 16.12	16.35	* 15.90	<b>32.02</b>	7.16
4	61		1946	MA4	(4) COOPER Ron		NOR	16.52	* 16.47	* 16.62	<b>33.09</b>	8.23