



EASTERN REGION SNOWSPORTS ASSOCIATION 2019 - Girls & Boys

Team Evolution ERSA Vikings Summer League

Vikings - Special Slalom - Girls & Boys - Under 12's

ERSA Summer League - Final Ranking

Rank	Bib.	RegNo	Year	Cat	(Rank) Name	====	Club	Run 1	Run 2	Run 3	Time	Gap
------	------	-------	------	-----	-------------	------	------	-------	-------	-------	------	-----

==== ERSA Under 08 Girls====

1	30		2012	U08	(1) ANDERSON Esme		VIK	* 23.42	25.83	* 24.77	48.19	
---	----	--	------	-----	-------------------	--	-----	---------	-------	---------	--------------	--

==== ERSA Under 08 Boys ===

1	17		2012	U08	(1) GREENLAND Samuel		SMK	DSQ	* 19.24	* 18.73	37.97	
2	41		2012	U08	(2) HARRIS-PAGE Theo		VIK	* 30.26	30.31	* 29.26	59.52	21.55

Did Not Start - Run 1 (1)

	32		2012	U08	MARTIN Harry		VIK	DNS	DNS	DNS		
--	----	--	------	-----	--------------	--	-----	-----	-----	-----	--	--

Disqualified - Run 1 (1)

	17		2012	U08	GREENLAND Samuel		SMK	DSQ	* 19.24	* 18.73		
--	----	--	------	-----	------------------	--	-----	-----	---------	---------	--	--

Did Not Start - Run 2 (1)

	32		2012	U08	MARTIN Harry		VIK	DNS	DNS	DNS		
--	----	--	------	-----	--------------	--	-----	-----	-----	-----	--	--

Did Not Start - Run 3 (1)

	32		2012	U08	MARTIN Harry		VIK	DNS	DNS	DNS		
--	----	--	------	-----	--------------	--	-----	-----	-----	-----	--	--

==== ERSA Under 10 Girls ===

1	6	25086	2011	U10	(1) FLITTON Lily		HEM	* 16.17	16.46	* 15.97	32.14	
2	16		2010	U10	(2) TOMS Juliette		ESX	* 17.74	* 18.59	18.87	36.33	4.19
3	20		2010	U10	(3) FISKE Jemima		NOR	* 18.69	DSQ	* 18.82	37.51	5.37
4	26		2011	U10	(4) HIGGS Sasha		ESX	* 20.18	20.36	* 20.28	40.46	8.32
5	28		2010	U10	(5) SAUNDERS Saya		ESX	* 21.32	* 21.20	21.36	42.52	10.38
6	34		2010	U10	(6) GLADIN Violet		HEM	* 22.56	* 22.98	23.51	45.54	13.40
7	39	25819	2010	U10	(7) BROWN Lulu		ESX	23.68	* 23.35	* 23.10	46.45	14.31

Did Not Start - Run 1 (1)

	43		2011	U10	IVIE Ruby		NOR	DNS	DNS	DNS		
--	----	--	------	-----	-----------	--	-----	-----	-----	-----	--	--

Did Not Start - Run 2 (1)

	43		2011	U10	IVIE Ruby		NOR	DNS	DNS	DNS		
--	----	--	------	-----	-----------	--	-----	-----	-----	-----	--	--

Disqualified - Run 2 (1)

	20		2010	U10	FISKE Jemima		NOR	* 18.69	DSQ	* 18.82		
--	----	--	------	-----	--------------	--	-----	---------	-----	---------	--	--

EASTERN REGION SNOWSPORTS ASSOCIATION 2019 - Girls & Boys

Team Evolution ERSA Vikings Summer League

Vikings - Special Slalom - Girls & Boys - Under 12's

ERSA Summer League - Final Ranking

Rank	Bib.	RegNo	Year	Cat	(Rank) Name	====	Club	Run 1	Run 2	Run 3	Time	Gap
------	------	-------	------	-----	-------------	------	------	-------	-------	-------	------	-----

Did Not Start - Run 3 (1)

	43		2011	U10	IVIE Ruby		NOR	DNS	DNS	DNS		
--	----	--	------	-----	-----------	---	-----	-----	-----	-----	--	--

=== ERSA Under 10 Boys ===

1	9		2010	U10	(1) KINGE Jacob		NOR	* 16.35	58.57	* 16.37	32.72	
2	25		2011	U10	(2) CHEONGVEE Isaac		NOR	* 17.09	DNF	* 16.62	33.71	0.99
3	15		2010	U10	(3) LAST William		NOR	* 17.38	* 17.15	18.22	34.53	1.81
4	23		2011	U10	(4) CROFT Alfie		NOR	19.00	* 17.73	* 17.51	35.24	2.52
5	21		2011	U10	(5) IRVIN Sam		NOR	DSQ	* 19.15	* 19.17	38.32	5.60
6	29		2010	U10	(6) BURNS Robert		ESX	DSQ	* 19.72	* 19.84	39.56	6.84
7	53		2010	U10	(7) PARKER Wilfred		VIK	* 21.58	21.74	* 20.51	42.09	9.37
8	33		2011	U10	(8) WALLER-BECKETT James		NOR	22.41	* 22.18	* 20.61	42.79	10.07
9	50		2010	U10	(9) SKINNER Oliver		VIK	* 22.70	22.71	* 22.11	44.81	12.09
10	40		2010	U10	(10) LANE-WATKINS Sebastian		ESX	* 24.82	27.03	* 23.82	48.64	15.92
11	49		2011	U10	(11) DAMEN Xander		VIK	29.70	* 24.51	* 24.59	49.10	16.38
12	44		2011	U10	(12) DOUBLE Ross		VIK	* 24.72	* 24.94	25.30	49.66	16.94
13	48		2010	U10	(13) MASTON Harvey		VIK	* 25.25	* 25.55	26.06	50.80	18.08
14	46		2011	U10	(14) BURNETT-HALL Oscar		VIK	* 26.00	* 25.56	26.36	51.56	18.84

Disqualified - Run 1 (3)

	21		2011	U10	IRVIN Sam		NOR	DSQ	* 19.15	* 19.17		
	29		2010	U10	BURNS Robert		ESX	DSQ	* 19.72	* 19.84		
	37		2011	U10	SAVAGE Robert		HEM	DSQ	DSQ	* 18.89		







Did Not Finish - Run 2 (1)

	25		2011	U10	CHEONGVEE Isaac		NOR	* 17.09	DNF	* 16.62		
--	----	--	------	-----	-----------------	---	-----	---------	-----	---------	--	--

Disqualified - Run 2 (1)

	37		2011	U10	SAVAGE Robert		HEM	DSQ	DSQ	* 18.89		
--	----	--	------	-----	---------------	---	-----	-----	-----	---------	--	--

=== ERSA Under 12 Girls ===

1	1	25541	2009	U12	(1) WELSH Madeleine		VIK	15.99	* 15.46	* 15.33	30.79	
2	13	23666	2008	U12	(2) HOWESON Lucy		HEM	16.08	* 15.51	* 15.49	31.00	0.21
3	2		2009	U12	(3) WATSON Antonia		NOR	* 17.19	* 17.17	17.39	34.36	3.57
4	4	24223	2008	U12	(4) HARDEN Mirabelle		NOR	* 17.62	* 17.50	17.74	35.12	4.33
5	10		2008	U12	(5) JELPIDIFOROVA Valeria		ESX	* 17.98	18.16	* 17.79	35.77	4.98
6	27		2008	U12	(6) SPRINGALL Otilie		VIK	* 18.21	18.50	* 18.47	36.68	5.89
7	19		2009	U12	(7) HARDY Keira		ESX	* 18.79	* 19.43	19.97	38.22	7.43
8	35		2008	U12	(8) FRIEND Romilly		VIK	20.43	* 20.22	* 20.22	40.44	9.65
9	52		2009	U12	(9) DEEKS Tilda		VIK	* 24.06	* 23.81	24.56	47.87	17.08
10	42		2009	U12	(10) WAKES Isabelle		VIK	28.90	* 26.06	* 27.02	53.08	22.29

Did Not Start - Run 1 (1)

	51		2009	U12	IVIE Amelie		NOR	DNS	DNS	DNS		
--	----	--	------	-----	-------------	---	-----	-----	-----	-----	--	--

Did Not Start - Run 2 (1)

	51		2009	U12	IVIE Amelie		NOR	DNS	DNS	DNS		
--	----	--	------	-----	-------------	---	-----	-----	-----	-----	--	--

EASTERN REGION SNOWSPORTS ASSOCIATION 2019 - Girls & Boys

Team Evolution ERSA Vikings Summer League

Vikings - Special Slalom - Girls & Boys - Under 12's
















ERSA Summer League - Final Ranking

Rank	Bib.	RegNo	Year	Cat	(Rank) Name	====	Club	Run 1	Run 2	Run 3	Time	Gap
------	------	-------	------	-----	-------------	------	------	-------	-------	-------	------	-----

Did Not Start - Run 3 (1)

	51		2009	U12	IVIE Amelie		NOR	DNS	DNS	DNS		
--	----	--	------	-----	-------------	---	-----	-----	-----	-----	--	--

=== ERSA Under 12 Boys ===

1	3	25892	2009	U12	(1) MARTIN Oliver		VIK	DNF	* 15.33	* 14.86	30.19	
2	8		2009	U12	(2) BLACKWELL Jasper		TAL	15.81	* 15.52	* 15.63	31.15	0.96
3	12		2008	U12	(3) SNELLING George		NOR	* 16.44	* 16.32	31.17	32.76	2.57
4	14		2009	U12	(4) HARTNELL Sonny		NOR	* 16.57	* 16.31	16.82	32.88	2.69
5	7		2009	U12	(5) SNELLING Rufus		NOR	DSQ	* 16.71	* 16.76	33.47	3.28
6	11		2008	U12	(6) BARTLETT Tom		NOR	17.46	* 17.26	* 17.36	34.62	4.43
7	5		2008	U12	(7) GIBBS Evan		NOR	* 17.26	17.52	* 17.38	34.64	4.45
8	22		2009	U12	(8) WILSON Thomas		NOR	18.84	* 17.85	* 18.55	36.40	6.21
9	36		2008	U12	(9) BURNETT-HALL Alasdair		VIK	* 18.81	19.33	* 17.98	36.79	6.60
10	24		2009	U12	(10) HIBBLE Benji		VIK	* 18.58	18.83	* 18.45	37.03	6.84
11	18		2009	U12	(11) HARTNELL Freddy		NOR	* 19.28	* 19.08	19.41	38.36	8.17
12	47		2008	U12	(12) BLACKBURN Alex		VIK	* 20.02	* 19.23	23.39	39.25	9.06
13	38		2008	U12	(13) SPRINGALL Rufus		VIK	21.64	* 20.77	* 20.72	41.49	11.30
14	31		2008	U12	(14) CHAUHAN Ruben		NOR	* 20.67	* 21.31	21.33	41.98	11.79
15	45		2009	U12	(15) DAMEN Johannes		VIK	* 23.10	* 22.94	23.19	46.04	15.85

Did Not Finish - Run 1 (1)

	3	25892	2009	U12	MARTIN Oliver		VIK	DNF	* 15.33	* 14.86		
--	---	-------	------	-----	---------------	---	-----	-----	---------	---------	--	--

Disqualified - Run 1 (1)

	7		2009	U12	SNELLING Rufus		NOR	DSQ	* 16.71	* 16.76		
--	---	--	------	-----	----------------	---	-----	-----	---------	---------	--	--



EASTERN REGION SNOWSPORTS ASSOCIATION 2019 - Girls & Boys

Team Evolution ERSA Vikings Summer League

Vikings - Special Slalom - Girls & Boys - Under 12's

ERSA Summer League - Final Ranking

Rank	Bib.	RegNo	Year	Cat (Rank)	Name	====	Club	Run 1	Run 2	Run 3	Time	Gap	Points	Perf.
==ERSA Girls and Ladies ==														
1	1	25541	2009	U12 (1)	WELSH Madeleine		VIK	15.99	* 15.46	* 15.33	30.79		0.00	- 0.40
2	13	23666	2008	U12 (2)	HOWESON Lucy		HEM	16.08	* 15.51	* 15.49	31.00	0.21	4.98	+ 33.93
3	6	25086	2011	U10 (1)	FLITTON Lily		HEM	* 16.17	16.46	* 15.97	32.14	1.35	32.01	- 31.80
4	2		2009	U12 (3)	WATSON Antonia		NOR	* 17.19	* 17.17	17.39	34.36	3.57	84.64	- 0.60
5	4	24223	2008	U12 (4)	HARDEN Mirabelle		NOR	* 17.62	* 17.50	17.74	35.12	4.33	102.66	- 4.67
6	10		2008	U12 (5)	JELPIDIFOROVA Valeria		ESX	* 17.98	18.16	* 17.79	35.77	4.98	118.07	+ 118.70
7	16		2010	U10 (2)	TOMS Juliette		ESX	* 17.74	* 18.59	18.87	36.33	5.54	131.35	+ 1.25
8	27		2008	U12 (6)	SPRINGALL Otilie		VIK	* 18.21	18.50	* 18.47	36.68	5.89	139.65	- 120.47
9	20		2010	U10 (3)	FISKE Jemima		NOR	* 18.69	DSQ	* 18.82	37.51	6.72	159.32	- 4.82
10	19		2009	U12 (7)	HARDY Keira		ESX	* 18.79	* 19.43	19.97	38.22	7.43	176.16	+ 22.40
11	35		2008	U12 (8)	FRIEND Romilly		VIK	20.43	* 20.22	* 20.22	40.44	9.65	228.79	- 131.73
12	26		2011	U10 (4)	HIGGS Sasha		ESX	* 20.18	20.36	* 20.28	40.46	9.67	229.27	- 26.69
13	28		2010	U10 (5)	SAUNDERS Saya		ESX	* 21.32	* 21.20	21.36	42.52	11.73	278.11	+ 5.22
14	34		2010	U10 (6)	GLADIN Violet		HEM	* 22.56	* 22.98	23.51	45.54	14.75	349.71	- 8.09
15	39	25819	2010	U10 (7)	BROWN Lulu		ESX	23.68	* 23.35	* 23.10	46.45	15.66	371.28	- 241.53
16	52		2009	U12 (9)	DEEKS Tilda		VIK	* 24.06	* 23.81	24.56	47.87	17.08	404.95	-
17	30		2012	U08 (1)	ANDERSON Esme		VIK	* 23.42	25.83	* 24.77	48.19	17.40	412.54	+ 137.41
18	42		2009	U12 (10)	WAKES Isabelle		VIK	28.90	* 26.06	* 27.02	53.08	22.29	528.47	-

Did Not Start - Run 1 (2)

43		2011	U10	IVIE Ruby		NOR	DNS	DNS	DNS
51		2009	U12	IVIE Amelie		NOR	DNS	DNS	DNS

Did Not Start - Run 2 (2)

43		2011	U10	IVIE Ruby		NOR	DNS	DNS	DNS
51		2009	U12	IVIE Amelie		NOR	DNS	DNS	DNS

Disqualified - Run 2 (1)

20		2010	U10	FISKE Jemima		NOR	* 18.69	DSQ	* 18.82
----	--	------	-----	--------------	--	-----	---------	-----	---------

Did Not Start - Run 3 (2)

43		2011	U10	IVIE Ruby		NOR	DNS	DNS	DNS
51		2009	U12	IVIE Amelie		NOR	DNS	DNS	DNS

== ERSA Boys and Men ==

























1	3	25892	2009	U12 (1)	MARTIN Oliver		VIK	DNF	* 15.33	* 14.86	30.19		0.00	- 38.04
2	8		2009	U12 (2)	BLACKWELL Jasper		TAL	15.81	* 15.52	* 15.63	31.15	0.96	23.21	- 3.69
3	9		2010	U10 (1)	KINGE Jacob		NOR	* 16.35	58.57	* 16.37	32.72	2.53	61.18	+ 27.82
4	12		2008	U12 (3)	SNELLING George		NOR	* 16.44	* 16.32	31.17	32.76	2.57	62.14	- 16.96
5	14		2009	U12 (4)	HARTNELL Sonny		NOR	* 16.57	* 16.31	16.82	32.88	2.69	65.04	+ 28.01

EASTERN REGION SNOWSPORTS ASSOCIATION 2019 - Girls & Boys

Team Evolution ERSA Vikings Summer League

Vikings - Special Slalom - Girls & Boys - Under 12's

ERSA Summer League - Final Ranking

Rank	Bib.	RegNo	Year	Cat (Rank)	Name	====	Club	Run 1	Run 2	Run 3	Time	Gap	Points	Perf.
6	7		2009	U12 (5)	SNELLING Rufus		NOR	DSQ	* 16.71	* 16.76	33.47	3.28	79.31	- 6.51
7	25		2011	U10 (2)	CHEONGVEE Isaac		NOR	* 17.09	DNF	* 16.62	33.71	3.52	85.11	- 182.19
8	15		2010	U10 (3)	LAST William		NOR	* 17.38	* 17.15	18.22	34.53	4.34	104.94	- 32.08
9	11		2008	U12 (6)	BARTLETT Tom		NOR	17.46	* 17.26	* 17.36	34.62	4.43	107.12	- 6.07
10	5		2008	U12 (7)	GIBBS Evan		NOR	* 17.26	17.52	* 17.38	34.64	4.45	107.60	+ 34.99
11	23		2011	U10 (4)	CROFT Alfie		NOR	19.00	* 17.73	* 17.51	35.24	5.05	122.11	- 76.84
12	22		2009	U12 (8)	WILSON Thomas		NOR	18.84	* 17.85	* 18.55	36.40	6.21	150.16	- 39.68
13	36		2008	U12 (9)	BURNETT-HALL Alasdair		VIK	* 18.81	19.33	* 17.98	36.79	6.60	159.59	- 263.34
14	24		2009	U12 (10)	HIBBLE Benji		VIK	* 18.58	18.83	* 18.45	37.03	6.84	165.39	- 50.80
15	17		2012	U08 (1)	GREENLAND Samuel		SMK	DSQ	* 19.24	* 18.73	37.97	7.78	188.12	+ 32.04
16	21		2011	U10 (5)	IRVIN Sam		NOR	DSQ	* 19.15	* 19.17	38.32	8.13	196.58	+ 13.73
17	18		2009	U12 (11)	HARTNELL Freddy		NOR	* 19.28	* 19.08	19.41	38.36	8.17	197.55	+ 29.64
18	47		2008	U12 (12)	BLACKBURN Alex		VIK	* 20.02	* 19.23	23.39	39.25	9.06	219.07	-
19	29		2010	U10 (6)	BURNS Robert		ESX	DSQ	* 19.72	* 19.84	39.56	9.37	226.57	- 62.87
20	38		2008	U12 (13)	SPRINGALL Rufus		VIK	21.64	* 20.77	* 20.72	41.49	11.30	273.24	- 230.58
21	31		2008	U12 (14)	CHAUHAN Ruben		NOR	* 20.67	* 21.31	21.33	41.98	11.79	285.08	- 31.01
22	53		2010	U10 (7)	PARKER Wilfred		VIK	* 21.58	21.74	* 20.51	42.09	11.90	287.74	-
23	33		2011	U10 (8)	WALLER-BECKETT James		NOR	22.41	* 22.18	* 20.61	42.79	12.60	304.67	- 50.06
24	50		2010	U10 (9)	SKINNER Oliver		VIK	* 22.70	22.71	* 22.11	44.81	14.62	353.51	-
25	45		2009	U12 (15)	DAMEN Johannes		VIK	* 23.10	* 22.94	23.19	46.04	15.85	383.26	-
26	40		2010	U10 (10)	LANE-WATKINS Sebastian		ESX	* 24.82	27.03	* 23.82	48.64	18.45	446.12	- 237.78
27	49		2011	U10 (11)	DAMEN Xander		VIK	29.70	* 24.51	* 24.59	49.10	18.91	457.25	-
28	44		2011	U10 (12)	DOUBLE Ross		VIK	* 24.72	* 24.94	25.30	49.66	19.47	470.79	-
29	48		2010	U10 (13)	MASTON Harvey		VIK	* 25.25	* 25.55	26.06	50.80	20.61	498.35	-
30	46		2011	U10 (14)	BURNETT-HALL Oscar		VIK	* 26.00	* 25.56	26.36	51.56	21.37	516.73	-
31	41		2012	U08 (2)	HARRIS-PAGE Theo		VIK	* 30.26	30.31	* 29.26	59.52	29.33	709.21	- 70.71






Did Not Start - Run 1 (1)

32		2012	U08		MARTIN Harry		VIK	DNS	DNS	DNS				
----	--	------	-----	--	--------------	---	-----	-----	-----	-----	--	--	--	--

Did Not Finish - Run 1 (1)

3	25892	2009	U12		MARTIN Oliver		VIK	DNF	* 15.33	* 14.86				
---	-------	------	-----	--	---------------	---	-----	-----	---------	---------	--	--	--	--

Disqualified - Run 1 (5)

7		2009	U12		SNELLING Rufus		NOR	DSQ	* 16.71	* 16.76				
17		2012	U08		GREENLAND Samuel		SMK	DSQ	* 19.24	* 18.73				
21		2011	U10		IRVIN Sam		NOR	DSQ	* 19.15	* 19.17				
29		2010	U10		BURNS Robert		ESX	DSQ	* 19.72	* 19.84				
37		2011	U10		SAVAGE Robert		HEM	DSQ	DSQ	* 18.89				

Did Not Start - Run 2 (1)

32		2012	U08		MARTIN Harry		VIK	DNS	DNS	DNS				
----	--	------	-----	--	--------------	---	-----	-----	-----	-----	--	--	--	--

Did Not Finish - Run 2 (1)

25		2011	U10		CHEONGVEE Isaac		NOR	* 17.09	DNF	* 16.62				
----	--	------	-----	--	-----------------	---	-----	---------	-----	---------	--	--	--	--

Disqualified - Run 2 (1)

37		2011	U10		SAVAGE Robert		HEM	DSQ	DSQ	* 18.89				
----	--	------	-----	--	---------------	---	-----	-----	-----	---------	--	--	--	--

Did Not Start - Run 3 (1)

32		2012	U08		MARTIN Harry		VIK	DNS	DNS	DNS				
----	--	------	-----	--	--------------	---	-----	-----	-----	-----	--	--	--	--



EASTERN REGION SNOWSPORTS ASSOCIATION 2019

Team Evolution ERSA Vikings Summer League

Vkings - Special Slalom - Female & Male

ERSA Summer League - Final Ranking

Rank	Bib.	RegNo	Year	Cat	(Rank) Name	====	Club	Run 1	Run 2	Run 3	Time	Gap
=== ERSA Under 14 Girls ===												
1	95	22938	2006	U14	(1) HOWESON Olivia		HEM	14.62	* 14.03	* 14.07	28.10	
2	85		2007	U14	(2) SARKAR Anna		ESX	DNF	* 14.92	* 15.05	29.97	1.87
3	83	22930	2006	U14	(3) BLACKWELL Lucy		TAL	1:00.81	* 14.92	* 15.32	30.24	2.14
4	96	25685	2006	U14	(4) FLITTON Zoe		HEM	* 15.47	15.52	* 15.38	30.85	2.75
5	92		2007	U14	(5) HIGGS Eira-Mia		ESX	* 15.93	16.21	* 15.56	31.49	3.39
6	112	26047	2007	U14	(6) MONTGOMERY Isobel		NOR	16.75	* 16.31	* 15.93	32.24	4.14
7	100	24038	2007	U14	(7) BUSHHELL Grace		NOR	16.67	* 16.50	* 15.98	32.48	4.38
8	105	24893	2006	U14	(8) VENABLES Phoebe		VIK	17.23	* 16.35	* 16.28	32.63	4.53
9	103	26015	2007	U14	(9) GIBBS Heidi		NOR	16.82	* 16.29	* 16.46	32.75	4.65
10	110		2007	U14	(10) COZENS Zoe		NOR	17.28	* 16.90	* 17.40	34.30	6.20
11	106		2007	U14	(11) KINGE Lucy		NOR	17.36	* 16.93	* 17.44	34.37	6.27
12	125		2007	U14	(12) WINSER Gretchen		VIK	17.84	* 17.55	* 17.49	35.04	6.94
13	111		2007	U14	(13) KITCHING Martha		VIK	18.19	* 18.08	* 18.06	36.14	8.04
14	107		2007	U14	(14) LINCOLN Imogen		NOR	* 18.34	18.42	* 18.16	36.50	8.40
15	114		2006	U14	(15) BUTCHER Issy		ESX	18.74	* 17.97	* 18.60	36.57	8.47
16	118		2006	U14	(16) BURNS Ella		ESX	19.36	* 18.41	* 18.52	36.93	8.83
17	126		2007	U14	(17) KING Jessica		VIK	* 19.37	19.68	* 19.45	38.82	10.72
18	123		2007	U14	(18) CUTLER Emily		VIK	23.77	* 22.54	* 21.80	44.34	16.24

Did Not Finish - Run 1 (1)

85		2007	U14		SARKAR Anna		ESX	DNF	* 14.92	* 15.05		
----	--	------	-----	--	-------------	--	-----	-----	---------	---------	--	--

=== ERSA Under 14 Boys ===



1	19	24227	2006	U14	(1) HADINGHAM Alex		NOR	14.30	* 14.15	* 13.91	28.06	
2	3	22059	2006	U14	(2) DADE Jake		NOR	DSQ	* 14.34	* 13.93	28.27	0.21
3	22	23557	2007	U14	(3) MITCHELL Kieran		NOR	* 14.23	14.41	* 14.09	28.32	0.26
4	27		2006	U14	(4) PENNECK Alexander		ESX	DNF	* 15.39	* 14.85	30.24	2.18
5	29	24073	2007	U14	(5) WOOD George		VIK	DSQ	* 15.86	* 15.87	31.73	3.67
6	37		2007	U14	(6) WATSON Toby		NOR	16.00	* 15.89	* 16.22	32.11	4.05
7	42		2006	U14	(7) COZENS Samual		NOR	* 15.96	16.53	* 16.32	32.28	4.22
8	43		2007	U14	(8) SAUNDERS Rhys		ESX	* 16.71	16.72	* 16.68	33.39	5.33
9	59		2007	U14	(9) MACKAY Tristan		NOR	17.71	* 16.79	* 17.59	34.38	6.32
10	53	25817	2006	U14	(10) BROWN Connor		ESX	DSQ	* 16.99	* 17.44	34.43	6.37
11	38		2007	U14	(11) FRANCIS Jude		VIK	DNF	* 17.46	* 17.29	34.75	6.69
12	56	25818	2007	U14	(12) BROWN Aidan		ESX	17.27	* 16.97	* 17.82	34.79	6.73
13	63		2007	U14	(13) WILLOUGHBY Joseph		ESX	17.44	* 17.38	* 17.54	34.92	6.86
14	54		2007	U14	(14) FORDE - POGSON Hayden		NOR	* 17.55	17.73	* 17.76	35.31	7.25
15	49		2006	U14	(15) JELPIDIFOROVA Eric		ESX	* 17.78	17.90	* 18.07	35.85	7.79
16	52		2007	U14	(16) IRVIN Tom		NOR	16.70	* 16.49	* 19.49	35.98	7.92
17	64		2007	U14	(17) BRUNNER Zac		NOR	18.74	* 18.23	* 18.04	36.27	8.21
18	61		2007	U14	(18) BETHELL Maximillion		VIK	* 17.58	DNF	* 18.75	36.33	8.27
19	67		2006	U14	(19) WAKES Liam		VIK	* 19.18	DNF	* 19.07	38.25	10.19

EASTERN REGION SNOWSPORTS ASSOCIATION 2019

Team Evolution ERSA Vikings Summer League

Vkings - Special Slalom - Female & Male

ERSA Summer League - Final Ranking

Rank	Bib.	RegNo	Year	Cat	(Rank) Name	====	Club	Run 1	Run 2	Run 3	Time	Gap
20	70		2007	U14	(20) HAMMOND George		VIK	19.86	* 19.20	* 20.52	39.72	11.66
21	71		2006	U14	(21) BETHELL Samuel		VIK	* 20.21	20.41	* 19.79	40.00	11.94

Did Not Start - Run 1 (1)

45	24479	2007	U14	COOPER Charlie		ESX	DNS	DNS	DNS			
----	-------	------	-----	----------------	---	-----	-----	-----	-----	--	--	--


Did Not Finish - Run 1 (2)

27		2006	U14	PENNECK Alexander		ESX	DNF	* 15.39	* 14.85			
38		2007	U14	FRANCIS Jude		VIK	DNF	* 17.46	* 17.29			

Disqualified - Run 1 (3)

3	22059	2006	U14	DADE Jake		NOR	DSQ	* 14.34	* 13.93			
29	24073	2007	U14	WOOD George		VIK	DSQ	* 15.86	* 15.87			
53	25817	2006	U14	BROWN Connor		ESX	DSQ	* 16.99	* 17.44			

Did Not Start - Run 2 (1)

45	24479	2007	U14	COOPER Charlie		ESX	DNS	DNS	DNS			
----	-------	------	-----	----------------	---	-----	-----	-----	-----	--	--	--

Did Not Finish - Run 2 (2)

61		2007	U14	BETHELL Maximillion		VIK	* 17.58	DNF	* 18.75			
67		2006	U14	WAKES Liam		VIK	* 19.18	DNF	* 19.07			

Did Not Start - Run 3 (1)

45	24479	2007	U14	COOPER Charlie		ESX	DNS	DNS	DNS			
----	-------	------	-----	----------------	---	-----	-----	-----	-----	--	--	--

Did Not Finish - Run 3 (1)

30	24133	2006	U14	PHILLIPS Daniel		HEM	* 15.85	16.07	DNF			
----	-------	------	-----	-----------------	---	-----	---------	-------	-----	--	--	--

=== ERSA Under 16 Girls ===

1	93	24207	2004	U16	(1) GLADIN Amber		HEM	* 14.48	14.50	* 14.94	29.42	
2	84	24065	2005	U16	(2) LINCOLN Isabel		NOR	DSQ	* 15.02	* 15.37	30.39	0.97
3	98	24072	2004	U16	(3) WOOD Caitlin		VIK	* 16.52	16.61	* 16.70	33.22	3.80
4	113	23389	2005	U16	(4) SAUNDERS Mackenzi		VIK	* 19.52	19.90	* 19.64	39.16	9.74

Did Not Finish - Run 1 (1)

88	24891	2004	U16	VENABLES Felicity		VIK	DNF	DSQ	* 14.77			
----	-------	------	-----	-------------------	---	-----	-----	-----	---------	--	--	--

Disqualified - Run 1 (1)

84	24065	2005	U16	LINCOLN Isabel		NOR	DSQ	* 15.02	* 15.37			
----	-------	------	-----	----------------	---	-----	-----	---------	---------	--	--	--

Disqualified - Run 2 (1)

88	24891	2004	U16	VENABLES Felicity		VIK	DNF	DSQ	* 14.77			
----	-------	------	-----	-------------------	---	-----	-----	-----	---------	--	--	--

Disqualified - Run 3 (1)

89	22937	2005	U16	ALEY Lauren		HEM	15.37	* 14.65	DSQ			
----	-------	------	-----	-------------	---	-----	-------	---------	-----	--	--	--

=== ERSA Under 16 Boys ===

1	4	24443	2004	U16	(1) MARSH Joel		NOR	* 13.30	13.61	* 13.67	26.97	
---	---	-------	------	-----	----------------	---	-----	---------	-------	---------	--------------	--

EASTERN REGION SNOWSPORTS ASSOCIATION 2019

Team Evolution ERSA Vikings Summer League

Vkings - Special Slalom - Female & Male

ERSA Summer League - Final Ranking

Rank	Bib.	RegNo	Year	Cat	(Rank) Name	====	Club	Run 1	Run 2	Run 3	Time	Gap
2	17	23354	2005	U16	(2) CHAUHAN Rohan		NOR	* 13.98	14.28	* 13.96	27.94	0.97
3	21	26012	2005	U16	(3) MONTGOMERY Freddie		NOR	* 14.33	14.50	* 14.31	28.64	1.67
4	24		2004	U16	(4) CANNING Thomas		NOR	14.82	* 14.53	* 14.49	29.02	2.05
5	25		2004	U16	(5) DAVIES Ben		NOR	15.17	* 15.12	* 15.45	30.57	3.60
6	33		2005	U16	(6) THOMSON Kai		VIK	17.47	* 16.10	* 15.88	31.98	5.01
7	32		2004	U16	(7) ALI Dylan		VIK	DNF	* 16.23	* 15.91	32.14	5.17
8	39		2004	U16	(8) MUNDY Jack		ESX	28.20	* 15.54	* 17.09	32.63	5.66
9	40		2005	U16	(9) SHELLEY Jack		VIK	DNF	* 16.54	* 16.17	32.71	5.74
10	46		2004	U16	(10) FULCHER Lewis		VIK	16.70	* 16.45	* 16.81	33.26	6.29
11	51		2005	U16	(11) PAGE-BROWNE Adam		WGC	17.85	* 17.85	* 17.90	35.75	8.78
12	69		2004	U16	(12) BUXTON Francis		VIK	DNF	* 21.01	* 20.93	41.94	14.97

Did Not Finish - Run 1 (3)

32		2004	U16		ALI Dylan		VIK	DNF	* 16.23	* 15.91		
40		2005	U16		SHELLEY Jack		VIK	DNF	* 16.54	* 16.17		
69		2004	U16		BUXTON Francis		VIK	DNF	* 21.01	* 20.93		

=== ERSA Under 18 Ladies ===

1	87	21897	2002	U18	(1) MARTIN Lily		ESX	13.88	* 13.64	* 14.24	27.88	
2	90		2003	U18	(2) HOLMES Abby		NOR	DSQ	* 14.65	* 14.58	29.23	1.35
3	86		2002	U18	(3) HAWES Isobel		NOR	DSQ	* 15.18	* 15.69	30.87	2.99
4	91		2003	U18	(4) FRANCIS Mia		VIK	16.66	* 16.20	* 16.40	32.60	4.72
5	102		2002	U18	(5) GOMEZ CLARKE Anna		NOR	17.06	* 16.57	* 16.78	33.35	5.47
6	108		2003	U18	(6) WEST Sophie		VIK	17.94	* 17.52	* 17.20	34.72	6.84
7	115		2003	U18	(7) CUTHBERT Tia		VIK	21.30	* 20.91	* 20.97	41.88	14.00
8	122		2003	U18	(8) CHANDLER Sophie		ESX	* 22.78	24.16	* 24.77	47.55	19.67

Did Not Start - Run 1 (1)

109		2002	U18		POUNDALL Anya		NOR	DNS	DNS	DNS		
-----	--	------	-----	--	---------------	--	-----	-----	-----	-----	--	--

Disqualified - Run 1 (2)

86		2002	U18		HAWES Isobel		NOR	DSQ	* 15.18	* 15.69		
90		2003	U18		HOLMES Abby		NOR	DSQ	* 14.65	* 14.58		

Did Not Start - Run 2 (1)

109		2002	U18		POUNDALL Anya		NOR	DNS	DNS	DNS		
-----	--	------	-----	--	---------------	--	-----	-----	-----	-----	--	--

Did Not Start - Run 3 (1)

109		2002	U18		POUNDALL Anya		NOR	DNS	DNS	DNS		
-----	--	------	-----	--	---------------	--	-----	-----	-----	-----	--	--

=== ERSA Under 18 Men ===

1	1	20884	2003	U18	(1) THOMPSON Joseph		NOR	* 12.79	13.06	* 12.52	25.31	
2	8	23350	2002	U18	(2) GOMEZ CLARKE Jamie		NOR	* 13.41	13.48	* 13.26	26.67	1.36
3	13	25057	2003	U18	(3) ALGER James		NOR	14.32	* 14.05	* 14.55	28.60	3.29
4	10	23349	2003	U18	(4) BUSHELL George		NOR	* 14.74	14.93	* 14.25	28.99	3.68
5	18		2002	U18	(5) FISKE Samuel		NOR	45.63	* 14.73	* 14.35	29.08	3.77
6	14		2003	U18	(6) TURNER Alfie		HEM	DNF	* 15.27	* 14.57	29.84	4.53
7	16	20264	2003	U18	(7) REIDY Thomas		HEM	14.95	* 14.86	* 15.19	30.05	4.74
8	35		2002	U18	(8) MERAJ Luan		NOR	* 15.91	16.05	* 16.48	32.39	7.08

EASTERN REGION SNOWSPORTS ASSOCIATION 2019

Team Evolution ERSA Vikings Summer League

Vikings - Special Slalom - Female & Male

ERSA Summer League - Final Ranking

Rank	Bib.	RegNo	Year	Cat	(Rank) Name	====	Club	Run 1	Run 2	Run 3	Time	Gap
------	------	-------	------	-----	-------------	------	------	-------	-------	-------	------	-----

Did Not Start - Run 1 (1)

	68		2002	U18	TURNER Marlow		SMK	DNS	DNS	DNS		
--	----	--	------	-----	---------------	---	-----	-----	-----	-----	--	--

Did Not Finish - Run 1 (1)

	14		2003	U18	TURNER Alfie		HEM	DNF	* 15.27	* 14.57		
--	----	--	------	-----	--------------	---	-----	-----	---------	---------	--	--

Did Not Start - Run 2 (1)

	68		2002	U18	TURNER Marlow		SMK	DNS	DNS	DNS		
--	----	--	------	-----	---------------	---	-----	-----	-----	-----	--	--

Did Not Start - Run 3 (1)

	68		2002	U18	TURNER Marlow		SMK	DNS	DNS	DNS		
--	----	--	------	-----	---------------	---	-----	-----	-----	-----	--	--

=== ERSA Under 21 Ladies ===

Did Not Start - Run 1 (1)

	101		2001	U21	TURNER Madeline		HEM	DNS	DNS	DNS		
--	-----	--	------	-----	-----------------	---	-----	-----	-----	-----	--	--

Did Not Start - Run 2 (1)

	101		2001	U21	TURNER Madeline		HEM	DNS	DNS	DNS		
--	-----	--	------	-----	-----------------	---	-----	-----	-----	-----	--	--

Did Not Start - Run 3 (1)

	101		2001	U21	TURNER Madeline		HEM	DNS	DNS	DNS		
--	-----	--	------	-----	-----------------	---	-----	-----	-----	-----	--	--

Did Not Finish - Run 3 (1)

	94	20337	2001	U21	SKIPPER Megan		NOR	14.18	* 13.73	DNF		
--	----	-------	------	-----	---------------	---	-----	-------	---------	-----	--	--

Disqualified - Run 3 (1)

	99		2001	U21	SMITH Hannah		NOR	16.91	* 16.55	DSQ		
--	----	--	------	-----	--------------	---	-----	-------	---------	-----	--	--

=== ERSA Under 21 Men ===

1	12		1999	U21	(1) HOLMES Thomas		NOR	13.52	* 12.41	* 12.62	25.03	
2	7	23185	2000	U21	(2) STEWARD Oliver		NOR	* 13.30	13.37	* 13.33	26.63	1.60
3	11		2000	U21	(3) THOMPSON Connor		VIK	14.25	* 14.15	* 14.19	28.34	3.31
4	15	21196	2001	U21	(4) URQUHART Colm		HEM	15.34	* 14.64	* 15.00	29.64	4.61
5	65		2001	U21	(5) MARTIN Nathan		VIK	* 20.22	20.40	* 19.94	40.16	15.13

=== ERSA Senior/Masters 1 Ladies ===

1	81		1992	SM1	(1) BOWEN Catriona		NOR	15.61	* 15.03	* 15.22	30.25	
2	104		1987	SM1	(2) WEIR Suzanne		NOR	17.93	* 17.38	* 18.08	35.46	5.21
3	124		1990	SM1	(3) LEACH Catherine		NOR	23.55	* 22.98	* 22.71	45.69	15.44

=== ERSA Senior/Masters 1 Men ===





1	23		1998	SM1	(1) LEVENE Harry		VIK	14.38	* 14.31	* 14.50	28.81	
---	----	--	------	-----	------------------	---	-----	-------	---------	---------	--------------	--

EASTERN REGION SNOWSPORTS ASSOCIATION 2019

Team Evolution ERSA Vikings Summer League

Vkings - Special Slalom - Female & Male

ERSA Summer League - Final Ranking

Rank	Bib.	RegNo	Year	Cat	(Rank)	Name	====	Club	Run 1	Run 2	Run 3	Time	Gap
2	2	20095	1996	SM1	(2)	LALLY Cameron		VIK	14.78	* 14.65	* 14.65	29.30	0.49
3	6		1996	SM1	(3)	REEDER James		VIK	DNF	* 15.05	* 14.29	29.34	0.53
4	28		1998	SM1	(4)	SYDER James		NOR	* 15.29	15.72	* 15.46	30.75	1.94
5	41	19696	1996	SM1	(5)	CUTHBERT Daryl		VIK	16.52	* 16.44	* 16.28	32.72	3.91

Did Not Finish - Run 1 (1)

6		1996	SM1			REEDER James		VIK	DNF	* 15.05	* 14.29		
---	--	------	-----	--	--	--------------	---	-----	-----	---------	---------	--	--

=== ERSA Masters 2 Ladies ===

1	82		1970	MA2	(1)	ANDERSON Beverley		VIK	16.47	* 16.44	* 16.22	32.66	
2	97	20742	1971	MA2	(2)	SAMPSON Melissa		NOR	17.66	* 17.37	* 16.92	34.29	1.63
3	117		1975	MA2	(3)	WATSON Melanie		NOR	19.30	* 19.01	* 19.07	38.08	5.42
4	119	25953	1970	MA2	(4)	HARRISON Anna		HEM	21.85	* 20.67	* 20.65	41.32	8.66

Did Not Finish - Run 2 (1)

121		1972	MA2			LANE-WATKINS Nyree		ESX	* 22.41	DNF	DNS		
-----	--	------	-----	--	--	--------------------	---	-----	---------	-----	-----	--	--

Did Not Start - Run 3 (1)

121		1972	MA2			LANE-WATKINS Nyree		ESX	* 22.41	DNF	DNS		
-----	--	------	-----	--	--	--------------------	---	-----	---------	-----	-----	--	--

=== ERSA Masters 2 Men ===

1	5	6864	1978	MA2	(1)	GREEN Alexander		VIK	* 13.77	13.88	* 13.43	27.20	
2	31		1971	MA2	(2)	KINGE Blane		NOR	15.86	* 15.82	* 15.81	31.63	4.43
3	58		1975	MA2	(3)	WATSON Nick		NOR	* 16.75	DSQ	* 16.71	33.46	6.26
4	48		1970	MA2	(4)	HARDEN Edgar		NOR	18.21	* 16.83	* 17.20	34.03	6.83
5	55	21942	1972	MA2	(5)	LINCOLN Piers		NOR	19.48	* 19.16	* 19.25	38.41	11.21
6	57		1975	MA2	(6)	FISKE Richard		NOR	19.17	* 18.26	* 21.13	39.39	12.19

Did Not Start - Run 1 (2)

9	24596	1974	MA2			GARDNER Garedd		ESX	DNS	DNS	DNS		
47	22456	1970	MA2			BAUMBACH Michael		VIK	DNS	DNS	DNS		

Did Not Start - Run 2 (2)

9	24596	1974	MA2			GARDNER Garedd		ESX	DNS	DNS	DNS		
47	22456	1970	MA2			BAUMBACH Michael		VIK	DNS	DNS	DNS		

Disqualified - Run 2 (1)

58		1975	MA2			WATSON Nick		NOR	* 16.75	DSQ	* 16.71		
----	--	------	-----	--	--	-------------	---	-----	---------	-----	---------	--	--

Did Not Start - Run 3 (2)

9	24596	1974	MA2			GARDNER Garedd		ESX	DNS	DNS	DNS		
47	22456	1970	MA2			BAUMBACH Michael		VIK	DNS	DNS	DNS		

=== ERSA Masters 3 Ladies ===

1	116		1963	MA3	(1)	LALLY Nicola		VIK	20.50	* 19.78	* 19.77	39.55	
2	120		1969	MA3	(2)	KERRIDGE Rachel		VIK	* 23.01	23.21	* 22.12	45.13	5.58

EASTERN REGION SNOWSPORTS ASSOCIATION 2019

Team Evolution ERSA Vikings Summer League

Vikings - Special Slalom - Female & Male

ERSA Summer League - Final Ranking

Rank	Bib.	RegNo	Year	Cat	(Rank) Name	====	Club	Run 1	Run 2	Run 3	Time	Gap
------	------	-------	------	-----	-------------	------	------	-------	-------	-------	------	-----





=== ERSA Masters 3 Men ===

1	20		1964	MA3	(1) THOMSON Stewart		VIK	* 14.33	14.34	* 14.28	28.61	
2	26	18665	1967	MA3	(2) SYDER Mark		NOR	15.67	* 15.33	* 15.83	31.16	2.55
3	36		1966	MA3	(3) GARRETT Mike		NOR	17.89	* 17.14	* 17.16	34.30	5.69
4	44		1968	MA3	(4) BARTLETT James		NOR	17.92	* 17.29	* 17.17	34.46	5.85
5	66		1967	MA3	(5) PAGE-BROWNE Simon		WGC	* 24.15	DSQ	* 23.02	47.17	18.56

Disqualified - Run 2 (1)

	66		1967	MA3	PAGE-BROWNE Simon		WGC	* 24.15	DSQ	* 23.02		
--	----	--	------	-----	-------------------	---	-----	---------	-----	---------	--	--

=== ERSA Masters 4 Men ===

1	34	10372	1959	MA4	(1) ANDERSON Christopher		VIK	17.19	* 16.76	* 16.66	33.42	
2	50		1957	MA4	(2) PENNECK Jeffrey		ESX	18.82	* 17.96	* 19.22	37.18	3.76
3	60		1951	MA4	(3) COOPER Douglas		NOR	* 20.71	21.61	* 21.05	41.76	8.34
4	62		1946	MA4	(4) COOPER Ron		NOR	22.08	* 21.63	* 21.78	43.41	9.99



EASTERN REGION SNOWSPORTS ASSOCIATION 2019

Team Evolution ERSA Vikings Summer League

Vkings - Special Slalom - Female & Male

ERSA Summer League - Final Ranking

Rank	Bib.	RegNo	Year	Cat (Rank)	Name	====	Club	Run 1	Run 2	Run 3	Time	Gap	Points
==ERSA Girls and Ladies ==													
1	87	21897	2002	U18 (1)	MARTIN Lily		ESX	13.88	* 13.64	* 14.24	27.88		0.00
2	95	22938	2006	U14 (1)	HOWESON Olivia		HEM	14.62	* 14.03	* 14.07	28.10	0.22	5.76
3	90		2003	U18 (2)	HOLMES Abby		NOR	DSQ	* 14.65	* 14.58	29.23	1.35	35.35
4	93	24207	2004	U16 (1)	GLADIN Amber		HEM	* 14.48	14.50	* 14.94	29.42	1.54	40.32
5	85		2007	U14 (2)	SARKAR Anna		ESX	DNF	* 14.92	* 15.05	29.97	2.09	54.72
6	83	22930	2006	U14 (3)	BLACKWELL Lucy		TAL	1:00.81	* 14.92	* 15.32	30.24	2.36	61.79
7	81		1992	SM1 (1)	BOWEN Catriona		NOR	15.61	* 15.03	* 15.22	30.25	2.37	62.06
8	84	24065	2005	U16 (2)	LINCOLN Isabel		NOR	DSQ	* 15.02	* 15.37	30.39	2.51	65.72
9	96	25685	2006	U14 (4)	FLITTON Zoe		HEM	* 15.47	15.52	* 15.38	30.85	2.97	77.77
10	86		2002	U18 (3)	HAWES Isobel		NOR	DSQ	* 15.18	* 15.69	30.87	2.99	78.29
11	92		2007	U14 (5)	HIGGS Eira-Mia		ESX	* 15.93	16.21	* 15.56	31.49	3.61	94.52
12	112	26047	2007	U14 (6)	MONTGOMERY Isobel		NOR	16.75	* 16.31	* 15.93	32.24	4.36	114.16
13	100	24038	2007	U14 (7)	BUSHELL Grace		NOR	16.67	* 16.50	* 15.98	32.48	4.60	120.44
14	91		2003	U18 (4)	FRANCIS Mia		VIK	16.66	* 16.20	* 16.40	32.60	4.72	123.59
15	105	24893	2006	U14 (8)	VENABLES Phoebe		VIK	17.23	* 16.35	* 16.28	32.63	4.75	124.37
16	82		1970	MA2 (1)	ANDERSON Beverley		VIK	16.47	* 16.44	* 16.22	32.66	4.78	125.16
17	103	26015	2007	U14 (9)	GIBBS Heidi		NOR	16.82	* 16.29	* 16.46	32.75	4.87	127.51
18	98	24072	2004	U16 (3)	WOOD Caitlin		VIK	* 16.52	16.61	* 16.70	33.22	5.34	139.82
19	102		2002	U18 (5)	GOMEZ CLARKE Anna		NOR	17.06	* 16.57	* 16.78	33.35	5.47	143.22
20	97	20742	1971	MA2 (2)	SAMPSON Melissa		NOR	17.66	* 17.37	* 16.92	34.29	6.41	167.84
21	110		2007	U14 (10)	COZENS Zoe		NOR	17.28	* 16.90	* 17.40	34.30	6.42	168.10
22	106		2007	U14 (11)	KINGE Lucy		NOR	17.36	* 16.93	* 17.44	34.37	6.49	169.93
23	108		2003	U18 (6)	WEST Sophie		VIK	17.94	* 17.52	* 17.20	34.72	6.84	179.10
24	125		2007	U14 (12)	WINSER Gretchen		VIK	17.84	* 17.55	* 17.49	35.04	7.16	187.47
25	104		1987	SM1 (2)	WEIR Suzanne		NOR	17.93	* 17.38	* 18.08	35.46	7.58	198.47
26	111		2007	U14 (13)	KITCHING Martha		VIK	18.19	* 18.08	* 18.06	36.14	8.26	216.28
27	107		2007	U14 (14)	LINCOLN Imogen		NOR	* 18.34	18.42	* 18.16	36.50	8.62	225.70
28	114		2006	U14 (15)	BUTCHER Issy		ESX	18.74	* 17.97	* 18.60	36.57	8.69	227.54
29	118		2006	U14 (16)	BURNS Ella		ESX	19.36	* 18.41	* 18.52	36.93	9.05	236.96
30	117		1975	MA2 (3)	WATSON Melanie		NOR	19.30	* 19.01	* 19.07	38.08	10.20	267.07
31	126		2007	U14 (17)	KING Jessica		VIK	* 19.37	19.68	* 19.45	38.82	10.94	286.45
32	113	23389	2005	U16 (4)	SAUNDERS Mackenzi		VIK	* 19.52	19.90	* 19.64	39.16	11.28	295.35
33	116		1963	MA3 (1)	LALLY Nicola		VIK	20.50	* 19.78	* 19.77	39.55	11.67	305.56
34	119	25953	1970	MA2 (4)	HARRISON Anna		HEM	21.85	* 20.67	* 20.65	41.32	13.44	351.91
35	115		2003	U18 (7)	CUTHBERT Tia		VIK	21.30	* 20.91	* 20.97	41.88	14.00	366.57
36	123		2007	U14 (18)	CUTLER Emily		VIK	23.77	* 22.54	* 21.80	44.34	16.46	430.98
37	120		1969	MA3 (2)	KERRIDGE Rachel		VIK	* 23.01	23.21	* 22.12	45.13	17.25	451.67
38	124		1990	SM1 (3)	LEACH Catherine		NOR	23.55	* 22.98	* 22.71	45.69	17.81	466.33
39	122		2003	U18 (8)	CHANDLER Sophie		ESX	* 22.78	24.16	* 24.77	47.55	19.67	515.03

Did Not Start - Run 1 (2)

101		2001	U21	TURNER Madeline		HEM	DNF	DNF	DNF				
109		2002	U18	POUNDALL Anya		NOR	DNF	DNF	DNF				

EASTERN REGION SNOWSPORTS ASSOCIATION 2019

Team Evolution ERSA Vikings Summer League

Vikings - Special Slalom - Female & Male




ERSA Summer League - Final Ranking

Rank	Bib.	RegNo	Year	Cat	(Rank)	Name	====	Club	Run 1	Run 2	Run 3	Time	Gap	Points
------	------	-------	------	-----	--------	------	------	------	-------	-------	-------	------	-----	--------

Did Not Finish - Run 1 (2)

	85		2007	U14		SARKAR Anna		ESX	DNF	* 14.92	* 15.05			
	88	24891	2004	U16		VENABLES Felicity		VIK	DNF	DSQ	* 14.77			

Disqualified - Run 1 (3)

	84	24065	2005	U16		LINCOLN Isabel		NOR	DSQ	* 15.02	* 15.37			
	86		2002	U18		HAWES Isobel		NOR	DSQ	* 15.18	* 15.69			
	90		2003	U18		HOLMES Abby		NOR	DSQ	* 14.65	* 14.58			

Did Not Start - Run 2 (2)

	101		2001	U21		TURNER Madeline		HEM	DNS	DNS	DNS			
	109		2002	U18		POUNDALL Anya		NOR	DNS	DNS	DNS			




Did Not Finish - Run 2 (1)

	121		1972	MA2		LANE-WATKINS Nyree		ESX	* 22.41	DNF	DNS			
--	-----	--	------	-----	--	--------------------	---	-----	---------	-----	-----	--	--	--

Disqualified - Run 2 (1)

	88	24891	2004	U16		VENABLES Felicity		VIK	DNF	DSQ	* 14.77			
--	----	-------	------	-----	--	-------------------	---	-----	-----	-----	---------	--	--	--

Did Not Start - Run 3 (3)

	101		2001	U21		TURNER Madeline		HEM	DNS	DNS	DNS			
	109		2002	U18		POUNDALL Anya		NOR	DNS	DNS	DNS			
	121		1972	MA2		LANE-WATKINS Nyree		ESX	* 22.41	DNF	DNS			

Did Not Finish - Run 3 (1)

	94	20337	2001	U21		SKIPPER Megan		NOR	14.18	* 13.73	DNF			
--	----	-------	------	-----	--	---------------	---	-----	-------	---------	-----	--	--	--

Disqualified - Run 3 (2)

	89	22937	2005	U16		ALEY Lauren		HEM	15.37	* 14.65	DSQ			
	99		2001	U21		SMITH Hannah		NOR	16.91	* 16.55	DSQ			

== ERSA Boys and Men ==

1	12		1999	U21 (1)		HOLMES Thomas		NOR	13.52	* 12.41	* 12.62	25.03		0.00
2	1	20884	2003	U18 (1)		THOMPSON Joseph		NOR	* 12.79	13.06	* 12.52	25.31	0.28	8.17
3	7	23185	2000	U21 (2)		STEWART Oliver		NOR	* 13.30	13.37	* 13.33	26.63	1.60	46.66
4	8	23350	2002	U18 (2)		GOMEZ CLARKE Jamie		NOR	* 13.41	13.48	* 13.26	26.67	1.64	47.83
5	4	24443	2004	U16 (1)		MARSH Joel		NOR	* 13.30	13.61	* 13.67	26.97	1.94	56.58
6	5	6864	1978	MA2 (1)		GREEN Alexander		VIK	* 13.77	13.88	* 13.43	27.20	2.17	63.29
7	17	23354	2005	U16 (2)		CHAUHAN Rohan		NOR	* 13.98	14.28	* 13.96	27.94	2.91	84.87
8	19	24227	2006	U14 (1)		HADINGHAM Alex		NOR	14.30	* 14.15	* 13.91	28.06	3.03	88.37
9	3	22059	2006	U14 (2)		DADE Jake		NOR	DSQ	* 14.34	* 13.93	28.27	3.24	94.49
10	22	23557	2007	U14 (3)		MITCHELL Kieran		NOR	* 14.23	14.41	* 14.09	28.32	3.29	95.95
11	11		2000	U21 (3)		THOMPSON Connor		VIK	14.25	* 14.15	* 14.19	28.34	3.31	96.54
12	13	25057	2003	U18 (3)		ALGER James		NOR	14.32	* 14.05	* 14.55	28.60	3.57	104.12
13	20	1964	MA3 (1)			THOMSON Stewart		VIK	* 14.33	14.34	* 14.28	28.61	3.58	104.41
14	21	26012	2005	U16 (3)		MONTGOMERY Freddie		NOR	* 14.33	14.50	* 14.31	28.64	3.61	105.29
15	23		1998	SM1 (1)		LEVENE Harry		VIK	14.38	* 14.31	* 14.50	28.81	3.78	110.24
16	10	23349	2003	U18 (4)		BUSHELL George		NOR	* 14.74	14.93	* 14.25	28.99	3.96	115.49
17	24		2004	U16 (4)		CANNING Thomas		NOR	14.82	* 14.53	* 14.49	29.02	3.99	116.37
18	18		2002	U18 (5)		FISKE Samuel		NOR	45.63	* 14.73	* 14.35	29.08	4.05	118.12

EASTERN REGION SNOWSPORTS ASSOCIATION 2019

Team Evolution ERSA Vikings Summer League

Vikings - Special Slalom - Female & Male

ERSA Summer League - Final Ranking

Rank	Bib.	RegNo	Year	Cat	(Rank)	Name	====	Club	Run 1	Run 2	Run 3	Time	Gap	Points
19	2	20095	1996	SM1	(2)	LALLY Cameron		VIK	14.78	* 14.65	* 14.65	29.30	4.27	124.53
20	6		1996	SM1	(3)	REEDER James		VIK	DNF	* 15.05	* 14.29	29.34	4.31	125.70
21	15	21196	2001	U21	(4)	URQUHART Colm		HEM	15.34	* 14.64	* 15.00	29.64	4.61	134.45
22	14		2003	U18	(6)	TURNER Alfie		HEM	DNF	* 15.27	* 14.57	29.84	4.81	140.28
23	16	20264	2003	U18	(7)	REIDY Thomas		HEM	14.95	* 14.86	* 15.19	30.05	5.02	146.41
24	27		2006	U14	(4)	PENNECK Alexander		ESX	DNF	* 15.39	* 14.85	30.24	5.21	151.95
25	25		2004	U16	(5)	DAVIES Ben		NOR	15.17	* 15.12	* 15.45	30.57	5.54	161.57
26	28		1998	SM1	(4)	SYDER James		NOR	* 15.29	15.72	* 15.46	30.75	5.72	166.82
27	26	18665	1967	MA3	(2)	SYDER Mark		NOR	15.67	* 15.33	* 15.83	31.16	6.13	178.78
28	31		1971	MA2	(2)	KINGE Blane		NOR	15.86	* 15.82	* 15.81	31.63	6.60	192.49
29	29	24073	2007	U14	(5)	WOOD George		VIK	DSQ	* 15.86	* 15.87	31.73	6.70	195.41
30	33		2005	U16	(6)	THOMSON Kai		VIK	17.47	* 16.10	* 15.88	31.98	6.95	202.70
31	37		2007	U14	(6)	WATSON Toby		NOR	16.00	* 15.89	* 16.22	32.11	7.08	206.49
32	32		2004	U16	(7)	ALI Dylan		VIK	DNF	* 16.23	* 15.91	32.14	7.11	207.36
33	42		2006	U14	(7)	COZENS Samual		NOR	* 15.96	16.53	* 16.32	32.28	7.25	211.45
34	35		2002	U18	(8)	MERAJ Luan		NOR	* 15.91	16.05	* 16.48	32.39	7.36	214.65
35	39		2004	U16	(8)	MUNDY Jack		ESX	28.20	* 15.54	* 17.09	32.63	7.60	221.65
36	40		2005	U16	(9)	SHELLEY Jack		VIK	DNF	* 16.54	* 16.17	32.71	7.68	223.99
37	41	19696	1996	SM1	(5)	CUTHBERT Daryl		VIK	16.52	* 16.44	* 16.28	32.72	7.69	224.28
38	46		2004	U16	(10)	FULCHER Lewis		VIK	16.70	* 16.45	* 16.81	33.26	8.23	240.03
39	43		2007	U14	(8)	SAUNDERS Rhys		ESX	* 16.71	16.72	* 16.68	33.39	8.36	243.82
40	34	10372	1959	MA4	(1)	ANDERSON Christopher		VIK	17.19	* 16.76	* 16.66	33.42	8.39	244.69
41	58		1975	MA2	(3)	WATSON Nick		NOR	* 16.75	DSQ	* 16.71	33.46	8.43	245.86
42	48		1970	MA2	(4)	HARDEN Edgar		NOR	18.21	* 16.83	* 17.20	34.03	9.00	262.49
43	36		1966	MA3	(3)	GARRETT Mike		NOR	17.89	* 17.14	* 17.16	34.30	9.27	270.36
44	59		2007	U14	(9)	MACKAY Tristan		NOR	17.71	* 16.79	* 17.59	34.38	9.35	272.69
45	53	25817	2006	U14	(10)	BROWN Connor		ESX	DSQ	* 16.99	* 17.44	34.43	9.40	274.15
46	44		1968	MA3	(4)	BARTLETT James		NOR	17.92	* 17.29	* 17.17	34.46	9.43	275.03
47	38		2007	U14	(11)	FRANCIS Jude		VIK	DNF	* 17.46	* 17.29	34.75	9.72	283.48
48	56	25818	2007	U14	(12)	BROWN Aidan		ESX	17.27	* 16.97	* 17.82	34.79	9.76	284.65
49	63		2007	U14	(13)	WILLOUGHBY Joseph		ESX	17.44	* 17.38	* 17.54	34.92	9.89	288.44
50	54		2007	U14	(14)	FORDE - POGSON Hayden		NOR	* 17.55	17.73	* 17.76	35.31	10.28	299.82
51	51		2005	U16	(11)	PAGE-BROWNE Adam		WGC	17.85	* 17.85	* 17.90	35.75	10.72	312.65
52	49		2006	U14	(15)	JELPIDIFOROVA Eric		ESX	* 17.78	17.90	* 18.07	35.85	10.82	315.57
53	52		2007	U14	(16)	IRVIN Tom		NOR	16.70	* 16.49	* 19.49	35.98	10.95	319.36
54	64		2007	U14	(17)	BRUNNER Zac		NOR	18.74	* 18.23	* 18.04	36.27	11.24	327.81
55	61		2007	U14	(18)	BETHELL Maximillion		VIK	* 17.58	DNF	* 18.75	36.33	11.30	329.56
56	50		1957	MA4	(2)	PENNECK Jeffrey		ESX	18.82	* 17.96	* 19.22	37.18	12.15	354.35
57	67		2006	U14	(19)	WAKES Liam		VIK	* 19.18	DNF	* 19.07	38.25	13.22	385.56
58	55	21942	1972	MA2	(5)	LINCOLN Piers		NOR	19.48	* 19.16	* 19.25	38.41	13.38	390.23
59	57		1975	MA2	(6)	FISKE Richard		NOR	19.17	* 18.26	* 21.13	39.39	14.36	418.81
60	70		2007	U14	(20)	HAMMOND George		VIK	19.86	* 19.20	* 20.52	39.72	14.69	428.43
61	71		2006	U14	(21)	BETHELL Samuel		VIK	* 20.21	20.41	* 19.79	40.00	14.97	436.60
62	65		2001	U21	(5)	MARTIN Nathan		VIK	* 20.22	20.40	* 19.94	40.16	15.13	441.27
63	60		1951	MA4	(3)	COOPER Douglas		NOR	* 20.71	21.61	* 21.05	41.76	16.73	487.93
64	69		2004	U16	(12)	BUXTON Francis		VIK	DNF	* 21.01	* 20.93	41.94	16.91	493.18
65	62		1946	MA4	(4)	COOPER Ron		NOR	22.08	* 21.63	* 21.78	43.41	18.38	536.05
66	66		1967	MA3	(5)	PAGE-BROWNE Simon		WGC	* 24.15	DSQ	* 23.02	47.17	22.14	645.71

Did Not Start - Run 1 (4)

9	24596	1974	MA2	GARDNER Garedd		ESX	DNF	DNF	DNF
45	24479	2007	U14	COOPER Charlie		ESX	DNF	DNF	DNF
47	22456	1970	MA2	BAUMBACH Michael		VIK	DNF	DNF	DNF
68		2002	U18	TURNER Marlow		SMK	DNF	DNF	DNF

Did Not Finish - Run 1 (7)







6		1996	SM1	REEDER James		VIK	DNF	* 15.05	* 14.29
---	--	------	-----	--------------	---	-----	-----	---------	---------

EASTERN REGION SNOWSPORTS ASSOCIATION 2019

Team Evolution ERSA Vikings Summer League

Vkings - Special Slalom - Female & Male

ERSA Summer League - Final Ranking

Rank	Bib.	RegNo	Year	Cat	(Rank)	Name	====	Club	Run 1	Run 2	Run 3	Time	Gap	Points
	14		2003	U18		TURNER Alfie		HEM	DNF	* 15.27	* 14.57			
	27		2006	U14		PENNECK Alexander		ESX	DNF	* 15.39	* 14.85			
	32		2004	U16		ALI Dylan		VIK	DNF	* 16.23	* 15.91			
	38		2007	U14		FRANCIS Jude		VIK	DNF	* 17.46	* 17.29			
	40		2005	U16		SHELLEY Jack		VIK	DNF	* 16.54	* 16.17			
	69		2004	U16		BUXTON Francis		VIK	DNF	* 21.01	* 20.93			

Disqualified - Run 1 (3)

	3	22059	2006	U14		DADE Jake		NOR	DSQ	* 14.34	* 13.93			
	29	24073	2007	U14		WOOD George		VIK	DSQ	* 15.86	* 15.87			
	53	25817	2006	U14		BROWN Connor		ESX	DSQ	* 16.99	* 17.44			

Did Not Start - Run 2 (4)

	9	24596	1974	MA2		GARDNER Garedd		ESX	DNS	DNS	DNS			
	45	24479	2007	U14		COOPER Charlie		ESX	DNS	DNS	DNS			
	47	22456	1970	MA2		BAUMBACH Michael		VIK	DNS	DNS	DNS			
	68		2002	U18		TURNER Marlow		SMK	DNS	DNS	DNS			

Did Not Finish - Run 2 (2)

	61		2007	U14		BETHELL Maximillion		VIK	* 17.58	DNF	* 18.75			
	67		2006	U14		WAKES Liam		VIK	* 19.18	DNF	* 19.07			

Disqualified - Run 2 (2)

	58		1975	MA2		WATSON Nick		NOR	* 16.75	DSQ	* 16.71			
	66		1967	MA3		PAGE-BROWNE Simon		WGC	* 24.15	DSQ	* 23.02			

Did Not Start - Run 3 (4)

	9	24596	1974	MA2		GARDNER Garedd		ESX	DNS	DNS	DNS			
	45	24479	2007	U14		COOPER Charlie		ESX	DNS	DNS	DNS			
	47	22456	1970	MA2		BAUMBACH Michael		VIK	DNS	DNS	DNS			
	68		2002	U18		TURNER Marlow		SMK	DNS	DNS	DNS			

Did Not Finish - Run 3 (1)

	30	24133	2006	U14		PHILLIPS Daniel		HEM	* 15.85	16.07	DNF			
--	----	-------	------	-----	--	------------------------	---	-----	---------	-------	-----	--	--	--