



EASTERN REGION SNOWSPORTS ASSOCIATION 2019 - Girls & Boys

Team Evolution ERSA Hemel Summer League

Hemel - Special Slalom - Girls & Boys - Under 12's

ERSA Summer League - Final Ranking

Rank	Bib.	RegNo	Year	Cat	(Rank)	Name	====	Club	Run 1	Run 2	Time	Gap
------	------	-------	------	-----	--------	------	------	------	-------	-------	------	-----

==== ERSA Under 08 Girls====

1	30		2012	U08	(1)	WELSH Jolie		SUR	* 17.79	17.94	17.79	
2	40		2012	U08	(2)	DAVIES Giselle		ALP	* 19.63	20.84	19.63	1.84
3	43		2012	U08	(3)	CURTIS Sylvia		HEM	* 19.65	19.74	19.65	1.86
4	31		2012	U08	(4)	ANDERSON Esme		VIK	* 21.41	21.60	21.41	3.62
5	52		2012	U08	(5)	BERRY Scarlett		HEM	26.02	* 24.95	24.95	7.16

Did Not Start - Run 1 (1)

	53		2012	U08		POLONIECKI Georgia		HEM	DNS	DNS		
--	----	--	------	-----	--	--------------------	--	-----	-----	-----	--	--

Did Not Start - Run 2 (1)

	53		2012	U08		POLONIECKI Georgia		HEM	DNS	DNS		
--	----	--	------	-----	--	--------------------	--	-----	-----	-----	--	--

==== ERSA Under 08 Boys ===

1	22		2012	U08	(1)	GREENLAND Samuel		SMK	17.16	* 16.18	16.18	
2	41		2012	U08	(2)	DELICATA Noah		NOR	20.62	* 20.34	20.34	4.16
3	42		2012	U08	(3)	HARRIS-PAGE Theo		VIK	* 22.83	23.84	22.83	6.65

==== ERSA Under 10 Girls ===

1	7	25086	2011	U10	(1)	FLITTON Lily		HEM	13.78	* 13.15	13.15	
2	24		2010	U10	(2)	DAVIES Darcy		SUR	15.56	* 15.22	15.22	2.07
3	38	25432	2010	U10	(3)	ARNOLD Evienne		HEM	* 16.50	16.63	16.50	3.35
4	36	25587	2011	U10	(4)	CURTIS Audrey		HEM	18.32	* 17.08	17.08	3.93
5	45		2011	U10	(5)	COSGROVE Isabel		HEM	DSQ	* 18.49	18.49	5.34
6	34		2010	U10	(6)	GLADIN Violet		HEM	* 20.55	43.37	20.55	7.40

Did Not Start - Run 1 (1)

	39	25819	2010	U10		BROWN Lulu		ESX	DNS	DNS		
--	----	-------	------	-----	--	------------	--	-----	-----	-----	--	--

Disqualified - Run 1 (1)

	45		2011	U10		COSGROVE Isabel		HEM	DSQ	* 18.49		
--	----	--	------	-----	--	-----------------	--	-----	-----	---------	--	--

Did Not Start - Run 2 (1)

	39	25819	2010	U10		BROWN Lulu		ESX	DNS	DNS		
--	----	-------	------	-----	--	------------	--	-----	-----	-----	--	--

EASTERN REGION SNOWSPORTS ASSOCIATION 2019 - Girls & Boys

Team Evolution ERSA Hemel Summer League

Hemel - Special Slalom - Girls & Boys - Under 12's

ERSA Summer League - Final Ranking

Rank	Bib.	RegNo	Year	Cat	(Rank)	Name	====	Club	Run 1	Run 2	Time	Gap
=== ERSA Under 10 Boys ===												
1	6		2010	U10	(1)	KINGE Jacob		NOR	* 14.15	14.23	14.15	
2	49	25540	2011	U10	(2)	MATTHEWS Alfred		HEM	14.50	* 14.26	14.26	0.11
3	37		2011	U10	(3)	SAVAGE Robert		HEM	* 16.21	16.22	16.21	2.06
4	35		2010	U10	(4)	JOHNSON Hayden		SMK	16.72	* 16.23	16.23	2.08
5	21		2011	U10	(5)	CROFT Alfie		NOR	17.18	* 16.36	16.36	2.21
6	19		2011	U10	(6)	CHEONGVEE Isaac		NOR	1:24.39	* 16.50	16.50	2.35
7	27		2011	U10	(7)	IRVIN Sam		NOR	17.40	* 16.87	16.87	2.72
8	50		2011	U10	(8)	MCCLOY Alexander		HEM	19.29	* 18.27	18.27	4.12
9	47		2011	U10	(9)	GARLEY Noah		SMK	20.08	* 18.85	18.85	4.70
10	46		2011	U10	(10)	BACON William		HEM	19.45	* 19.04	19.04	4.89










Did Not Start - Run 1 (1)

	32		2010	U10		WELSH Gabriel		SUR	DNS	DNS		
--	----	--	------	-----	--	---------------	---	-----	-----	-----	--	--



Did Not Start - Run 2 (1)

	32		2010	U10		WELSH Gabriel		SUR	DNS	DNS		
--	----	--	------	-----	--	---------------	---	-----	-----	-----	--	--

=== ERSA Under 12 Girls ===

1	10		2009	U12	(1)	PIETRZAK Amelia		ESX	DSQ	* 12.53	12.53	
2	5	23666	2008	U12	(2)	HOWESON Lucy		HEM	12.94	* 12.68	12.68	0.15
3	20		2008	U12	(3)	MURRAY Catheine		SMK	* 12.84	13.13	12.84	0.31
4	8	25541	2009	U12	(4)	WELSH Madeleine		VIK	13.85	* 13.29	13.29	0.76
5	11	25463	2009	U12	(5)	TRESIDDER Freya		ASR	13.66	* 13.64	13.64	1.11
6	17		2009	U12	(6)	WATSON Antonia		NOR	* 15.88	16.92	15.88	3.35
7	18	24223	2008	U12	(7)	HARDEN Mirabelle		NOR	17.10	* 16.35	16.35	3.82
8	25		2009	U12	(8)	HARDY Keira		ESX	* 18.29	18.41	18.29	5.76
9	48		2009	U12	(9)	POLONIECKI Martha		HEM	19.53	* 19.37	19.37	6.84

Did Not Start - Run 1 (2)

	13	23929	2009	U12		MAGNANI Emily		HEM	DNS	DNS		
	33		2008	U12		SCOTT Megan		HEM	DNS	DNS		


Disqualified - Run 1 (1)

	10		2009	U12		PIETRZAK Amelia		ESX	DSQ	* 12.53		
--	----	--	------	-----	--	-----------------	---	-----	-----	---------	--	--

Did Not Start - Run 2 (2)

	13	23929	2009	U12		MAGNANI Emily		HEM	DNS	DNS		
	33		2008	U12		SCOTT Megan		HEM	DNS	DNS		

=== ERSA Under 12 Boys ===








1	14	23655	2008	U12	(1)	PARKER Alfie		HEM	12.00	* 11.81	11.81	
2	4	23964	2008	U12	(2)	MESSINGER Grant		SMK	12.92	* 12.41	12.41	0.60
3	29	23397	2008	U12	(3)	BROADBENT William	WM	WM	* 12.88	12.97	12.88	1.07

EASTERN REGION SNOWSPORTS ASSOCIATION 2019 - Girls & Boys

Team Evolution ERSA Hemel Summer League

Hemel - Special Slalom - Girls & Boys - Under 12's

ERSA Summer League - Final Ranking

Rank	Bib.	RegNo	Year	Cat	(Rank)	Name	====	Club	Run 1	Run 2	Time	Gap
4	23	24923	2008	U12	(4)	STEVENS Brook		HEM	* 13.28	13.52	13.28	1.47
5	15	24122	2009	U12	(5)	CUTHBERT Adam		SMK	* 13.53	13.75	13.53	1.72
6	12		2009	U12	(6)	BLACKWELL Jasper		TAL	14.05	* 13.61	13.61	1.80
7	2		2008	U12	(7)	SNELLING George		NOR	15.09	* 14.30	14.30	2.49
8	1		2009	U12	(8)	HARTNELL Sonny		NOR	15.14	* 14.85	14.85	3.04
9	16		2009	U12	(9)	SNELLING Rufus		NOR	* 15.81	15.82	15.81	4.00
10	26		2009	U12	(10)	HARTNELL Freddy		NOR	* 16.44	16.44	16.44	4.63
11	28		2009	U12	(11)	HIBBLE Benji		VIK	* 17.40	17.57	17.40	5.59
12	44		2009	U12	(12)	BARKER Charlie		NOR	18.78	* 17.47	17.47	5.66

Did Not Start - Run 1 (3)

3			2008	U12		GIBBS Evan		NOR	DNS	DNS		
9			2008	U12		KENDLE Noah		HEM	DNS	DNS		
51			2008	U12		SALLAS Alex		HEM	DNS	DNS		

Did Not Start - Run 2 (3)

3			2008	U12		GIBBS Evan		NOR	DNS	DNS		
9			2008	U12		KENDLE Noah		HEM	DNS	DNS		
51			2008	U12		SALLAS Alex		HEM	DNS	DNS		



EASTERN REGION SNOWSPORTS ASSOCIATION 2019 - Girls & Boys

Team Evolution ERSAs Hemel Summer League

Hemel - Special Slalom - Girls & Boys - Under 12's

ERSA Summer League - Final Ranking

Rank	Bib.	RegNo	Year	Cat (Rank)	Name	====	Club	Run 1	Run 2	Time	Gap	Points
==ERSA Girls and Ladies ==												
1	10		2009	U12 (1)	PIETRZAK Amelia		ESX	DSQ	* 12.53	12.53		0.00
2	5	23666	2008	U12 (2)	HOWESON Lucy		HEM	12.94	* 12.68	12.68	0.15	8.74
3	20		2008	U12 (3)	MURRAY Catheine		SMK	* 12.84	13.13	12.84	0.31	18.06
4	7	25086	2011	U10 (1)	FLITTON Lily		HEM	13.78	* 13.15	13.15	0.62	36.12
5	8	25541	2009	U12 (4)	WELSH Madeleine		VIK	13.85	* 13.29	13.29	0.76	44.28
6	11	25463	2009	U12 (5)	TRESIDDER Freya		ASR	13.66	* 13.64	13.64	1.11	64.67
7	24		2010	U10 (2)	DAVIES Darcy		SUR	15.56	* 15.22	15.22	2.69	156.72
8	17		2009	U12 (6)	WATSON Antonia		NOR	* 15.88	16.92	15.88	3.35	195.17
9	18	24223	2008	U12 (7)	HARDEN Mirabelle		NOR	17.10	* 16.35	16.35	3.82	222.55
10	38	25432	2010	U10 (3)	ARNOLD Evienne		HEM	* 16.50	16.63	16.50	3.97	231.29
11	36	25587	2011	U10 (4)	CURTIS Audrey		HEM	18.32	* 17.08	17.08	4.55	265.08
12	30		2012	U08 (1)	WELSH Jolie		SUR	* 17.79	17.94	17.79	5.26	306.45
13	25		2009	U12 (8)	HARDY Keira		ESX	* 18.29	18.41	18.29	5.76	335.58
14	45		2011	U10 (5)	COSGROVE Isabel		HEM	DSQ	* 18.49	18.49	5.96	347.23
15	48		2009	U12 (9)	POLONIECKI Martha		HEM	19.53	* 19.37	19.37	6.84	398.50
16	40		2012	U08 (2)	DAVIES Giselle		ALP	* 19.63	20.84	19.63	7.10	413.65
17	43		2012	U08 (3)	CURTIS Sylvia		HEM	* 19.65	19.74	19.65	7.12	414.81
18	34		2010	U10 (6)	GLADIN Violet		HEM	* 20.55	43.37	20.55	8.02	467.25
19	31		2012	U08 (4)	ANDERSON Esme		VIK	* 21.41	21.60	21.41	8.88	517.35
20	52		2012	U08 (5)	BERRY Scarlett		HEM	26.02	* 24.95	24.95	12.42	723.59

Did Not Start - Run 1 (4)

13	23929	2009	U12	MAGNANI Emily		HEM	DNS	DNS
33		2008	U12	SCOTT Megan		HEM	DNS	DNS
39	25819	2010	U10	BROWN Lulu		ESX	DNS	DNS
53		2012	U08	POLONIECKI Georgia		HEM	DNS	DNS

Disqualified - Run 1 (2)

10		2009	U12	PIETRZAK Amelia		ESX	DSQ	* 12.53
45		2011	U10	COSGROVE Isabel		HEM	DSQ	* 18.49

Did Not Start - Run 2 (4)

13	23929	2009	U12	MAGNANI Emily		HEM	DNS	DNS
33		2008	U12	SCOTT Megan		HEM	DNS	DNS
39	25819	2010	U10	BROWN Lulu		ESX	DNS	DNS
53		2012	U08	POLONIECKI Georgia		HEM	DNS	DNS

== ERSAs Boys and Men ==

1	14	23655	2008	U12 (1)	PARKER Alfie		HEM	12.00	* 11.81	11.81		0.00
2	4	23964	2008	U12 (2)	MESSINGER Grant		SMK	12.92	* 12.41	12.41	0.60	37.09
3	29	23397	2008	U12 (3)	BROADBENT William	WM	WM	* 12.88	12.97	12.88	1.07	66.14

EASTERN REGION SNOWSPORTS ASSOCIATION 2019 - Girls & Boys





Team Evolution ERSA Hemel Summer League

Hemel - Special Slalom - Girls & Boys - Under 12's





ERSA Summer League - Final Ranking

Rank	Bib.	RegNo	Year	Cat (Rank)	Name	====	Club	Run 1	Run 2	Time	Gap	Points
4	23	24923	2008	U12 (4)	STEVENS Brook		HEM	* 13.28	13.52	13.28	1.47	90.86
5	15	24122	2009	U12 (5)	CUTHBERT Adam		SMK	* 13.53	13.75	13.53	1.72	106.32
6	12		2009	U12 (6)	BLACKWELL Jasper		TAL	14.05	* 13.61	13.61	1.80	111.26
7	6		2010	U10 (1)	KINGE Jacob		NOR	* 14.15	14.23	14.15	2.34	144.64
8	49	25540	2011	U10 (2)	MATTHEWS Alfred		HEM	14.50	* 14.26	14.26	2.45	151.44
9	2		2008	U12 (7)	SNELLING George		NOR	15.09	* 14.30	14.30	2.49	153.91
10	1		2009	U12 (8)	HARTNELL Sonny		NOR	15.14	* 14.85	14.85	3.04	187.91
11	16		2009	U12 (9)	SNELLING Rufus		NOR	* 15.81	15.82	15.81	4.00	247.25
12	22		2012	U08 (1)	GREENLAND Samuel		SMK	17.16	* 16.18	16.18	4.37	270.12
13	37		2011	U10 (3)	SAVAGE Robert		HEM	* 16.21	16.22	16.21	4.40	271.97
14	35		2010	U10 (4)	JOHNSON Hayden		SMK	16.72	* 16.23	16.23	4.42	273.21
15	21		2011	U10 (5)	CROFT Alfie		NOR	17.18	* 16.36	16.36	4.55	281.24
16	26		2009	U12 (10)	HARTNELL Freddy		NOR	* 16.44	16.44	16.44	4.63	286.19
17	19		2011	U10 (6)	CHEONGVEE Isaac		NOR	1:24.39	* 16.50	16.50	4.69	289.90
18	27		2011	U10 (7)	IRVIN Sam		NOR	17.40	* 16.87	16.87	5.06	312.77
19	28		2009	U12 (11)	HIBBLE Benji		VIK	* 17.40	17.57	17.40	5.59	345.53
20	44		2009	U12 (12)	BARKER Charlie		NOR	18.78	* 17.47	17.47	5.66	349.86
21	50		2011	U10 (8)	MCCLOY Alexander		HEM	19.29	* 18.27	18.27	6.46	399.31
22	47		2011	U10 (9)	GARLEY Noah		SMK	20.08	* 18.85	18.85	7.04	435.16
23	46		2011	U10 (10)	BACON William		HEM	19.45	* 19.04	19.04	7.23	446.90
24	41		2012	U08 (2)	DELICATA Noah		NOR	20.62	* 20.34	20.34	8.53	527.26
25	42		2012	U08 (3)	HARRIS-PAGE Theo		VIK	* 22.83	23.84	22.83	11.02	681.17

Did Not Start - Run 1 (4)

3		2008	U12	GIBBS Evan		NOR	DNS	DNS				
9		2008	U12	KENDLE Noah		HEM	DNS	DNS				
32		2010	U10	WELSH Gabriel		SUR	DNS	DNS				
51		2008	U12	SALLAS Alex		HEM	DNS	DNS				

Did Not Start - Run 2 (4)

3		2008	U12	GIBBS Evan		NOR	DNS	DNS				
9		2008	U12	KENDLE Noah		HEM	DNS	DNS				
32		2010	U10	WELSH Gabriel		SUR	DNS	DNS				
51		2008	U12	SALLAS Alex		HEM	DNS	DNS				



EASTERN REGION SNOWSPORTS ASSOCIATION 2019

Team Evolution ERSAs Hemel Summer League

Hemel - Special Slalom - Female & Male

ERSA Summer League - Final Ranking

Rank	Bib.	RegNo	Year	Cat	Rank	Name	====	Club	Run 1	Run 2	Time	Gap
------	------	-------	------	-----	------	------	------	------	-------	-------	------	-----

=== ERSAs Under 14 Girls ===

1	66	22938	2006	U14	(1)	HOWESON Olivia		HEM	12.63	* 12.27	12.27	
2	100	22892	2007	U14	(2)	TUTT Holly		SMK	* 13.71	13.88	13.71	1.44
3	64		2007	U14	(3)	SARKAR Anna		ESX	13.94	* 13.76	13.76	1.49
4	61	22930	2006	U14	(4)	BLACKWELL Lucy		TAL	* 13.82	15.25	13.82	1.55
5	74	25685	2006	U14	(5)	FLITTON Zoe		HEM	14.52	* 14.36	14.36	2.09
6	78	26015	2007	U14	(6)	GIBBS Heidi		NOR	15.44	* 15.03	15.03	2.76
7	94	25103	2006	U14	(7)	SMITH Aimee		HEM	15.18	* 15.12	15.12	2.85
8	101		2007	U14	(8)	BOOTH Amelie		HEM	16.16	* 16.06	16.06	3.79
9	76	24038	2007	U14	(9)	BUSHELL Grace		NOR	* 16.10	16.35	16.10	3.83
10	93	25102	2006	U14	(10)	SMITH Jemma		HEM	16.35	* 16.22	16.22	3.95
11	87		2007	U14	(11)	LINCOLN Imogen		NOR	* 16.49	16.53	16.49	4.22
12	85		2007	U14	(12)	COZENS Zoe		NOR	* 17.48	17.65	17.48	5.21
13	80	24893	2006	U14	(13)	VENABLES Phoebe		VIK	DSQ	* 17.82	17.82	5.55
14	92		2006	U14	(14)	BUTCHER Issy		ESX	18.25	* 17.86	17.86	5.59
15	84		2007	U14	(15)	KINGE Lucy		NOR	32.87	* 18.78	18.78	6.51

Did Not Start - Run 1 (1)

88	25756	2006	U14		MANSOUR Zoe		ASR	DNS	DNS			
----	-------	------	-----	--	-------------	--	-----	-----	-----	--	--	--

Disqualified - Run 1 (1)

80	24893	2006	U14		VENABLES Phoebe		VIK	DSQ	* 17.82			
----	-------	------	-----	--	-----------------	--	-----	-----	---------	--	--	--

Did Not Start - Run 2 (1)

88	25756	2006	U14		MANSOUR Zoe		ASR	DNS	DNS			
----	-------	------	-----	--	-------------	--	-----	-----	-----	--	--	--

=== ERSAs Under 14 Boys ===




1	117	22059	2006	U14	(1)	DADE Jake		NOR	* 13.89	13.98	13.89	
2	140		2007	U14	(2)	PIETRZAK Maximilian		ESX	14.20	* 13.94	13.94	0.05
2	129		2006	U14	(2)	PENNECK Alexander		ESX	* 13.94	14.21	13.94	0.05
4	152	23961	2007	U14	(4)	DUCKENFIELD Jack		HEM	* 14.46	14.72	14.46	0.57
5	134	24133	2006	U14	(5)	PHILLIPS Daniel		HEM	14.71	* 14.60	14.60	0.71
6	125	24227	2006	U14	(6)	HADINGHAM Alex		NOR	14.83	* 14.65	14.65	0.76
7	119	23557	2007	U14	(7)	MITCHELL Kieran		NOR	* 14.98	15.88	14.98	1.09
8	149		2007	U14	(8)	IRVIN Tom		NOR	17.04	* 16.26	16.26	2.37
9	158		2007	U14	(9)	BRUNNER Zac		NOR	17.47	* 16.79	16.79	2.90
10	143		2007	U14	(10)	WATSON Toby		NOR	* 17.16	17.18	17.16	3.27
11	164		2007	U14	(11)	FIDLER Samuel		HEM	17.72	* 17.35	17.35	3.46

EASTERN REGION SNOWSPORTS ASSOCIATION 2019

Team Evolution ERSA Hemel Summer League

Hemel - Special Slalom - Female & Male

ERSA Summer League - Final Ranking

Rank	Bib.	RegNo	Year	Cat	Rank	Name	====	Club	Run 1	Run 2	Time	Gap
12	150	25817	2006	U14	(12)	BROWN Connor		ESX	18.12	* 17.40	17.40	3.51
13	157		2007	U14	(13)	MACKAY Tristan		NOR	18.67	* 17.83	17.83	3.94
14	153	25818	2007	U14	(14)	BROWN Aidan		ESX	18.64	* 17.92	17.92	4.03


Did Not Start - Run 1 (1)

	127		2006	U14		DUNN Samuel		SMK	DNS	DNS		
--	-----	--	------	-----	--	-------------	---	-----	-----	-----	--	--










Did Not Finish - Run 1 (1)

	145		2006	U14		COZENS Samual		NOR	DNF	DNS		
--	-----	--	------	-----	--	---------------	---	-----	-----	-----	--	--

Did Not Start - Run 2 (2)

	127		2006	U14		DUNN Samuel		SMK	DNS	DNS		
	145		2006	U14		COZENS Samual		NOR	DNF	DNS		









=== ERSA Under 16 Girls ===

1	62	24065	2005	U16	(1)	LINCOLN Isabel		NOR	13.64	* 13.22	13.22	
2	75	24207	2004	U16	(2)	GLADIN Amber		HEM	* 13.89	14.07	13.89	0.67
3	68	22937	2005	U16	(3)	ALEY Lauren		HEM	14.54	* 14.00	14.00	0.78
4	65	24891	2004	U16	(4)	VENABLES Felicity		VIK	DSQ	* 14.02	14.02	0.80
5	77	22900	2005	U16	(5)	ARLOTT Holly		SMK	14.87	* 14.74	14.74	1.52
6	82	24074	2004	U16	(6)	MERRIGAN Elizabeth		VIK	15.23	* 15.15	15.15	1.93
7	98		2004	U16	(7)	TAYLOR Amalie		HEM	* 16.73	16.73	16.73	3.51
8	99		2005	U16	(8)	SMITH Sadie		HEM	17.46	* 16.98	16.98	3.76
9	96		2005	U16	(9)	CHURCHILL Imogen		VIK	20.07	* 19.90	19.90	6.68

Disqualified - Run 1 (1)

	65	24891	2004	U16		VENABLES Felicity		VIK	DSQ	* 14.02		
--	----	-------	------	-----	--	-------------------	---	-----	-----	---------	--	--

=== ERSA Under 16 Boys ===

1	111	22087	2005	U16	(1)	PARKER Travis		NOR	13.94	* 13.51	13.51	
2	123	24443	2004	U16	(2)	MARSH Joel		NOR	* 13.87	14.04	13.87	0.36
3	133		2005	U16	(3)	WARNE Ben		HEM	15.40	* 14.35	14.35	0.84
4	144		2004	U16	(4)	MUNDY Jack		ESX	DSQ	* 14.62	14.62	1.11
5	120		2004	U16	(5)	CANNING Thomas		NOR	* 14.87	15.20	14.87	1.36
6	126	25253	2004	U16	(6)	FISHER Edward		ESX	15.89	* 15.06	15.06	1.55
7	159		2004	U16	(7)	HEHIR Christian		HEM	* 16.45	16.58	16.45	2.94
8	161		2005	U16	(8)	GORTON Tom		HEM	17.61	* 17.44	17.44	3.93

Did Not Start - Run 1 (1)

	128		2004	U16		DAVIES Ben		NOR	DNS	DNS		
--	-----	--	------	-----	--	------------	---	-----	-----	-----	--	--

Disqualified - Run 1 (1)

	144		2004	U16		MUNDY Jack		ESX	DSQ	* 14.62		
--	-----	--	------	-----	--	------------	---	-----	-----	---------	--	--

EASTERN REGION SNOWSPORTS ASSOCIATION 2019

Team Evolution ERSAs Hemel Summer League

Hemel - Special Slalom - Female & Male

ERSA Summer League - Final Ranking

Rank	Bib.	RegNo	Year	Cat	Rank	Name	====	Club	Run 1	Run 2	Time	Gap
------	------	-------	------	-----	------	------	------	------	-------	-------	------	-----


Did Not Start - Run 2 (1)

	128		2004	U16		DAVIES Ben		NOR	DNS	DNS		
--	-----	--	------	-----	--	------------	---	-----	-----	-----	--	--

=== ERSAs Under 18 Ladies ===

1	71	20441	2002	U18	(1)	STEVENS Lilyella		HEM	13.23	* 13.12	13.12	
2	63	21897	2002	U18	(2)	MARTIN Lily		ESX	* 13.54	DNS	13.54	0.42
3	90	21719	2003	U18	(3)	THOMAS Sophie		HEM	17.41	* 17.29	17.29	4.17


Did Not Start - Run 1 (1)

	72	20998	2003	U18		BARDER Katie		HEM	DNS	DNS		
--	----	-------	------	-----	--	--------------	---	-----	-----	-----	--	--



Did Not Start - Run 2 (2)

	63	21897	2002	U18		MARTIN Lily		ESX	* 13.54	DNS		
	72	20998	2003	U18		BARDER Katie		HEM	DNS	DNS		

=== ERSAs Under 18 Men ===

1	121	20884	2003	U18	(1)	THOMPSON Joseph		NOR	13.06	* 13.04	13.04	
2	112		2003	U18	(2)	DUFF Matthew		SMK	* 13.53	14.01	13.53	0.49
3	135	23652	2002	U18	(3)	ROLFE Joshua		SMK	* 13.59	13.72	13.59	0.55
4	118	20264	2003	U18	(4)	REIDY Thomas		HEM	14.08	* 13.64	13.64	0.60
5	114		2003	U18	(5)	TURNER Alfie		HEM	13.87	* 13.84	13.84	0.80
6	122	23349	2003	U18	(6)	BUSHELL George		NOR	* 14.20	14.43	14.20	1.16
7	113	25057	2003	U18	(7)	ALGER James		NOR	15.10	* 14.66	14.66	1.62
8	141		2002	U18	(8)	MERAJ Luan		NOR	17.27	* 16.85	16.85	3.81
9	160		2002	U18	(9)	TURNER Marlow		SMK	17.80	* 17.23	17.23	4.19

=== ERSAs Under 21 Ladies ===

1	69	20337	2001	U21	(1)	SKIPPER Megan		NOR	* 13.86	13.86	13.86	
2	81		2001	U21	(2)	TURNER Madeline		HEM	14.92	* 14.50	14.50	0.64
3	86		2000	U21	(3)	BRADLEY Lydia		HEM	* 15.55	15.88	15.55	1.69
4	79		2001	U21	(4)	SMITH Hannah		NOR	* 15.91	16.00	15.91	2.05

=== ERSAs Under 21 Men ===

1	146		2001	U21	(1)	HUDSON Angus		SMK	14.40	* 14.12	14.12	
2	115	23185	2000	U21	(2)	STEWART Oliver		NOR	* 14.18	14.34	14.18	0.06

=== ERSAs Senior/Masters 1 Ladies ===


1	91		1996	SM1	(1)	HARRISON Kara		HEM	14.72	* 14.65	14.65	
---	----	--	------	-----	-----	---------------	---	-----	-------	---------	--------------	--

EASTERN REGION SNOWSPORTS ASSOCIATION 2019

Team Evolution ERSA Hemel Summer League

Hemel - Special Slalom - Female & Male

ERSA Summer League - Final Ranking

Rank	Bib.	RegNo	Year	Cat	Rank	Name	====	Club	Run 1	Run 2	Time	Gap
2	67		1992	SM1	(2)	BOWEN Catriona		NOR	15.15	* 14.92	14.92	0.27
3	83		1987	SM1	(3)	WEIR Suzanne		NOR	DSQ	* 17.38	17.38	2.73

Disqualified - Run 1 (1)

	83		1987	SM1		WEIR Suzanne		NOR	DSQ	* 17.38		
--	----	--	------	-----	--	--------------	---	-----	-----	---------	--	--

=== ERSA Senior/Masters 1 Men ===

1	136	22138	1987	SM1	(1)	BELLAMY Edward		NOR	16.57	* 16.35	16.35	
2	165		1993	SM1	(2)	BRADLEY Jack		HEM	17.23	* 16.83	16.83	0.48
3	155		1997	SM1	(3)	PATTERSON Greg		HEM	18.26	* 17.67	17.67	1.32

Did Not Start - Run 1 (1)

	130	21654	1982	SM1		IMAMZADE Murat		HEM	DNS	DNS		
--	-----	-------	------	-----	--	----------------	---	-----	-----	-----	--	--

Did Not Start - Run 2 (1)

	130	21654	1982	SM1		IMAMZADE Murat		HEM	DNS	DNS		
--	-----	-------	------	-----	--	----------------	---	-----	-----	-----	--	--

=== ERSA Masters 2 Ladies ===

1	70		1970	MA2	(1)	ANDERSON Beverley		VIK	* 15.01	15.38	15.01	
2	73	20742	1971	MA2	(2)	SAMPSON Melissa		NOR	* 15.97	16.33	15.97	0.96
3	95	25953	1970	MA2	(3)	HARRISON Anna		HEM	18.45	* 17.66	17.66	2.65







Did Not Start - Run 1 (1)

	97	11944	1979	MA2		NEWMAN Lucy		HEM	DNS	DNS		
--	----	-------	------	-----	--	-------------	---	-----	-----	-----	--	--

Did Not Start - Run 2 (1)

	97	11944	1979	MA2		NEWMAN Lucy		HEM	DNS	DNS		
--	----	-------	------	-----	--	-------------	---	-----	-----	-----	--	--

=== ERSA Masters 2 Men ===

1	162	25723	1977	MA2	(1)	GREATRIX Brad		HEM	13.70	* 13.55	13.55	
2	131		1971	MA2	(2)	WOODHOUSE Jamie		HEM	14.23	* 13.90	13.90	0.35
3	154		1975	MA2	(3)	WATSON Nick		NOR	16.14	* 15.81	15.81	2.26
4	132		1970	MA2	(4)	FISHER James		ESX	17.41	* 15.87	15.87	2.32
5	166		1971	MA2	(5)	KINGE Blane		NOR	16.78	* 16.28	16.28	2.73
6	147		1970	MA2	(6)	HARDEN Edgar		NOR	17.43	* 16.55	16.55	3.00

Did Not Start - Run 1 (1)

	163		1977	MA2		BARAZI Moggy		HEM	DNS	DNS		
--	-----	--	------	-----	--	--------------	---	-----	-----	-----	--	--

Disqualified - Run 1 (1)

	137		1972	MA2		WALKINGTON Stuart		HEM	DSQ	DSQ		
--	-----	--	------	-----	--	-------------------	---	-----	-----	-----	--	--

EASTERN REGION SNOWSPORTS ASSOCIATION 2019

Team Evolution ERSA Hemel Summer League

Hemel - Special Slalom - Female & Male

ERSA Summer League - Final Ranking

Rank	Bib.	RegNo	Year	Cat	Rank	Name	====	Club	Run 1	Run 2	Time	Gap
------	------	-------	------	-----	------	------	------	------	-------	-------	------	-----

Did Not Start - Run 2 (1)

	163		1977	MA2		BARAZI Moggy		HEM	DNS	DNS		
--	-----	--	------	-----	--	---------------------	---	-----	-----	-----	--	--

Disqualified - Run 2 (1)

	137		1972	MA2		WALKINGTON Stuart		HEM	DSQ	DSQ		
--	-----	--	------	-----	--	--------------------------	---	-----	-----	-----	--	--

=== ERSA Masters 3 Ladies ===

1	89		1968	MA3	(1)	STEVENS Holly		HEM	16.01	* 15.45	15.45	
---	----	--	------	-----	-----	----------------------	---	-----	-------	---------	--------------	--

=== ERSA Masters 3 Men ===

1	116	13217	1968	MA3	(1)	SHARP Anthony		HEM	14.64	* 14.12	14.12	
2	124	24084	1967	MA3	(2)	KING Alistair		HEM	15.26	* 14.59	14.59	0.47
3	142		1966	MA3	(3)	GARRETT Mike		NOR	* 17.05	18.76	17.05	2.93

=== ERSA Masters 4 Men ===

1	138		1957	MA4	(1)	SUZUKI Masahiro		HEM	15.01	* 14.85	14.85	
2	139	10372	1959	MA4	(2)	ANDERSON Christopher		VIK	* 17.02	17.14	17.02	2.17
3	148		1957	MA4	(3)	PENNECK Jeffrey		ESX	22.00	* 17.10	17.10	2.25
4	151	8713	1959	MA4	(4)	CLARKE Christopher		HEM	* 18.04	18.23	18.04	3.19
5	156		1956	MA4	(5)	BRADLEY Stephen		HEM	18.93	* 18.51	18.51	3.66



EASTERN REGION SNOWSPORTS ASSOCIATION 2019

Team Evolution ERSAs Hemel Summer League

Hemel - Special Slalom - Female & Male

ERSA Summer League - Final Ranking

Rank	Bib.	RegNo	Year	Cat	(Rank)	Name	====	Club	Run 1	Run 2	Time	Gap	Points
==ERSA Girls and Ladies ==													
1	66	22938	2006	U14	(1)	HOWESON Olivia		HEM	12.63	* 12.27	12.27		0.00
2	71	20441	2002	U18	(1)	STEVENS Lilyella		HEM	13.23	* 13.12	13.12	0.85	50.57
3	62	24065	2005	U16	(1)	LINCOLN Isabel		NOR	13.64	* 13.22	13.22	0.95	56.52
4	63	21897	2002	U18	(2)	MARTIN Lily		ESX	* 13.54	DNS	13.54	1.27	75.56
5	100	22892	2007	U14	(2)	TUTT Holly		SMK	* 13.71	13.88	13.71	1.44	85.67
6	64		2007	U14	(3)	SARKAR Anna		ESX	13.94	* 13.76	13.76	1.49	88.65
7	61	22930	2006	U14	(4)	BLACKWELL Lucy		TAL	* 13.82	15.25	13.82	1.55	92.22
8	69	20337	2001	U21	(1)	SKIPPER Megan		NOR	* 13.86	13.86	13.86	1.59	94.60
9	75	24207	2004	U16	(2)	GLADIN Amber		HEM	* 13.89	14.07	13.89	1.62	96.38
10	68	22937	2005	U16	(3)	ALEY Lauren		HEM	14.54	* 14.00	14.00	1.73	102.93
11	65	24891	2004	U16	(4)	VENABLES Felicity		VIK	DSQ	* 14.02	14.02	1.75	104.12
12	74	25685	2006	U14	(5)	FLITTON Zoe		HEM	14.52	* 14.36	14.36	2.09	124.34
13	81		2001	U21	(2)	TURNER Madeline		HEM	14.92	* 14.50	14.50	2.23	132.67
14	91		1996	SM1	(1)	HARRISON Kara		HEM	14.72	* 14.65	14.65	2.38	141.60
15	77	22900	2005	U16	(5)	ARLOTT Holly		SMK	14.87	* 14.74	14.74	2.47	146.95
16	67		1992	SM1	(2)	BOWEN Catriona		NOR	15.15	* 14.92	14.92	2.65	157.66
17	70		1970	MA2	(1)	ANDERSON Beverley		VIK	* 15.01	15.38	15.01	2.74	163.02
18	78	26015	2007	U14	(6)	GIBBS Heidi		NOR	15.44	* 15.03	15.03	2.76	164.21
19	94	25103	2006	U14	(7)	SMITH Aimee		HEM	15.18	* 15.12	15.12	2.85	169.56
20	82	24074	2004	U16	(6)	MERRIGAN Elizabeth		VIK	15.23	* 15.15	15.15	2.88	171.34
21	89		1968	MA3	(1)	STEVENS Holly		HEM	16.01	* 15.45	15.45	3.18	189.19
22	86		2000	U21	(3)	BRADLEY Lydia		HEM	* 15.55	15.88	15.55	3.28	195.14
23	79		2001	U21	(4)	SMITH Hannah		NOR	* 15.91	16.00	15.91	3.64	216.56
24	73	20742	1971	MA2	(2)	SAMPSON Melissa		NOR	* 15.97	16.33	15.97	3.70	220.13
25	101		2007	U14	(8)	BOOTH Amelie		HEM	16.16	* 16.06	16.06	3.79	225.48
26	76	24038	2007	U14	(9)	BUSHELL Grace		NOR	* 16.10	16.35	16.10	3.83	227.86
27	93	25102	2006	U14	(10)	SMITH Jemma		HEM	16.35	* 16.22	16.22	3.95	235.00
28	87		2007	U14	(11)	LINCOLN Imogen		NOR	* 16.49	16.53	16.49	4.22	251.07
29	98		2004	U16	(7)	TAYLOR Amalie		HEM	* 16.73	16.73	16.73	4.46	265.35
30	99		2005	U16	(8)	SMITH Sadie		HEM	17.46	* 16.98	16.98	4.71	280.22
31	90	21719	2003	U18	(3)	THOMAS Sophie		HEM	17.41	* 17.29	17.29	5.02	298.66
32	83		1987	SM1	(3)	WEIR Suzanne		NOR	DSQ	* 17.38	17.38	5.11	304.02
33	85		2007	U14	(12)	COZENS Zoe		NOR	* 17.48	17.65	17.48	5.21	309.97
34	95	25953	1970	MA2	(3)	HARRISON Anna		HEM	18.45	* 17.66	17.66	5.39	320.68
35	80	24893	2006	U14	(13)	VENABLES Phoebe		VIK	DSQ	* 17.82	17.82	5.55	330.20
36	92		2006	U14	(14)	BUTCHER Issy		ESX	18.25	* 17.86	17.86	5.59	332.58
37	84		2007	U14	(15)	KINGE Lucy		NOR	32.87	* 18.78	18.78	6.51	387.31
38	96		2005	U16	(9)	CHURCHILL Imogen		VIK	20.07	* 19.90	19.90	7.63	453.94

Did Not Start - Run 1 (3)

72	20998	2003	U18		BARDER Katie		HEM	DNS	DNS				
88	25756	2006	U14		MANSOUR Zoe		ASR	DNS	DNS				
97	11944	1979	MA2		NEWMAN Lucy		HEM	DNS	DNS				

EASTERN REGION SNOWSPORTS ASSOCIATION 2019




Team Evolution ERSA Hemel Summer League

Hemel - Special Slalom - Female & Male





ERSA Summer League - Final Ranking

Rank	Bib.	RegNo	Year	Cat (Rank)	Name	====	Club	Run 1	Run 2	Time	Gap	Points
------	------	-------	------	------------	------	------	------	-------	-------	------	-----	--------

Disqualified - Run 1 (3)

	65	24891	2004	U16	VENABLES Felicity		VIK	DSQ	* 14.02			
	80	24893	2006	U14	VENABLES Phoebe		VIK	DSQ	* 17.82			
	83		1987	SM1	WEIR Suzanne		NOR	DSQ	* 17.38			

Did Not Start - Run 2 (4)

	63	21897	2002	U18	MARTIN Lily		ESX	* 13.54	DNS			
	72	20998	2003	U18	BARDER Katie		HEM	DNS	DNS			
	88	25756	2006	U14	MANSOUR Zoe		ASR	DNS	DNS			
	97	11944	1979	MA2	NEWMAN Lucy		HEM	DNS	DNS			

== ERSA Boys and Men ==


1	121	20884	2003	U18 (1)	THOMPSON Joseph		NOR	13.06	* 13.04	13.04		0.00
2	111	22087	2005	U16 (1)	PARKER Travis		NOR	13.94	* 13.51	13.51	0.47	26.31
3	112		2003	U18 (2)	DUFF Matthew		SMK	* 13.53	14.01	13.53	0.49	27.43
4	162	25723	1977	MA2 (1)	GREATRIX Brad		HEM	13.70	* 13.55	13.55	0.51	28.55
5	135	23652	2002	U18 (3)	ROLFE Joshua		SMK	* 13.59	13.72	13.59	0.55	30.79
6	118	20264	2003	U18 (4)	REIDY Thomas		HEM	14.08	* 13.64	13.64	0.60	33.59
7	114		2003	U18 (5)	TURNER Alfie		HEM	13.87	* 13.84	13.84	0.80	44.79
8	123	24443	2004	U16 (2)	MARSH Joel		NOR	* 13.87	14.04	13.87	0.83	46.46
9	117	22059	2006	U14 (1)	DADE Jake		NOR	* 13.89	13.98	13.89	0.85	47.58
10	131		1971	MA2 (2)	WOODHOUSE Jamie		HEM	14.23	* 13.90	13.90	0.86	48.14
11	140		2007	U14 (2)	PIETRZAK Maximilian		ESX	14.20	* 13.94	13.94	0.90	50.38
11	129		2006	U14 (2)	PENNECK Alexander		ESX	* 13.94	14.21	13.94	0.90	50.38
13	146		2001	U21 (1)	HUDSON Angus		SMK	14.40	* 14.12	14.12	1.08	60.46
13	116	13217	1968	MA3 (1)	SHARP Anthony		HEM	14.64	* 14.12	14.12	1.08	60.46
15	115	23185	2000	U21 (2)	STEWART Oliver		NOR	* 14.18	14.34	14.18	1.14	63.82
16	122	23349	2003	U18 (6)	BUSHELL George		NOR	* 14.20	14.43	14.20	1.16	64.94
17	133		2005	U16 (3)	WARNE Ben		HEM	15.40	* 14.35	14.35	1.31	73.34
18	152	23961	2007	U14 (4)	DUCKENFIELD Jack		HEM	* 14.46	14.72	14.46	1.42	79.49
19	124	24084	1967	MA3 (2)	KING Alistair		HEM	15.26	* 14.59	14.59	1.55	86.77
20	134	24133	2006	U14 (5)	PHILLIPS Daniel		HEM	14.71	* 14.60	14.60	1.56	87.33
21	144		2004	U16 (4)	MUNDY Jack		ESX	DSQ	* 14.62	14.62	1.58	88.45
22	125	24227	2006	U14 (6)	HADINGHAM Alex		NOR	14.83	* 14.65	14.65	1.61	90.13
23	113	25057	2003	U18 (7)	ALGER James		NOR	15.10	* 14.66	14.66	1.62	90.69
24	138		1957	MA4 (1)	SUZUKI Masahiro		HEM	15.01	* 14.85	14.85	1.81	101.33
25	120		2004	U16 (5)	CANNING Thomas		NOR	* 14.87	15.20	14.87	1.83	102.45
26	119	23557	2007	U14 (7)	MITCHELL Kieran		NOR	* 14.98	15.88	14.98	1.94	108.60
27	126	25253	2004	U16 (6)	FISHER Edward		ESX	15.89	* 15.06	15.06	2.02	113.08
28	154		1975	MA2 (3)	WATSON Nick		NOR	16.14	* 15.81	15.81	2.77	155.07
29	132		1970	MA2 (4)	FISHER James		ESX	17.41	* 15.87	15.87	2.83	158.43
30	149		2007	U14 (8)	IRVIN Tom		NOR	17.04	* 16.26	16.26	3.22	180.26
31	166		1971	MA2 (5)	KINGE Blane		NOR	16.78	* 16.28	16.28	3.24	181.38
32	136	22138	1987	SM1 (1)	BELLAMY Edward		NOR	16.57	* 16.35	16.35	3.31	185.30
33	159		2004	U16 (7)	HEHIR Christian		HEM	* 16.45	16.58	16.45	3.41	190.90
34	147		1970	MA2 (6)	HARDEN Edgar		NOR	17.43	* 16.55	16.55	3.51	196.50
35	158		2007	U14 (9)	BRUNNER Zac		NOR	17.47	* 16.79	16.79	3.75	209.93
36	165		1993	SM1 (2)	BRADLEY Jack		HEM	17.23	* 16.83	16.83	3.79	212.17
37	141		2002	U18 (8)	MERAJ Luan		NOR	17.27	* 16.85	16.85	3.81	213.29
38	139	10372	1959	MA4 (2)	ANDERSON Christopher		VIK	* 17.02	17.14	17.02	3.98	222.81
39	142		1966	MA3 (3)	GARRETT Mike		NOR	* 17.05	18.76	17.05	4.01	224.49
40	148		1957	MA4 (3)	PENNECK Jeffrey		ESX	22.00	* 17.10	17.10	4.06	227.29
41	143		2007	U14 (10)	WATSON Toby		NOR	* 17.16	17.18	17.16	4.12	230.64

EASTERN REGION SNOWSPORTS ASSOCIATION 2019





Team Evolution ERSA Hemel Summer League

Hemel - Special Slalom - Female & Male

ERSA Summer League - Final Ranking

Rank	Bib.	RegNo	Year	Cat (Rank)	Name	====	Club	Run 1	Run 2	Time	Gap	Points
42	160		2002	U18 (9)	TURNER Marlow		SMK	17.80	* 17.23	17.23	4.19	234.56
43	164		2007	U14 (11)	FIDLER Samuel		HEM	17.72	* 17.35	17.35	4.31	241.28
44	150	25817	2006	U14 (12)	BROWN Connor		ESX	18.12	* 17.40	17.40	4.36	244.08
45	161		2005	U16 (8)	GORTON Tom		HEM	17.61	* 17.44	17.44	4.40	246.32
46	155		1997	SM1 (3)	PATTERSON Greg		HEM	18.26	* 17.67	17.67	4.63	259.19
47	157		2007	U14 (13)	MACKAY Tristan		NOR	18.67	* 17.83	17.83	4.79	268.15
48	153	25818	2007	U14 (14)	BROWN Aidan		ESX	18.64	* 17.92	17.92	4.88	273.19
49	151	8713	1959	MA4 (4)	CLARKE Christopher		HEM	* 18.04	18.23	18.04	5.00	279.91
50	156		1956	MA4 (5)	BRADLEY Stephen		HEM	18.93	* 18.51	18.51	5.47	306.22

Did Not Start - Run 1 (4)

127		2006	U14	DUNN Samuel		SMK	DNS	DNS				
128		2004	U16	DAVIES Ben		NOR	DNS	DNS				
130	21654	1982	SM1	IMAMZADE Murat		HEM	DNS	DNS				
163		1977	MA2	BARAZI Moggy		HEM	DNS	DNS				

Did Not Finish - Run 1 (1)

145		2006	U14	COZENS Samual		NOR	DNF	DNS				
-----	--	------	-----	----------------------	---	-----	-----	-----	--	--	--	--

Disqualified - Run 1 (2)

137		1972	MA2	WALKINGTON Stuart		HEM	DSQ	DSQ				
144		2004	U16	MUNDY Jack		ESX	DSQ	* 14.62				

Did Not Start - Run 2 (5)

127		2006	U14	DUNN Samuel		SMK	DNS	DNS				
128		2004	U16	DAVIES Ben		NOR	DNS	DNS				
130	21654	1982	SM1	IMAMZADE Murat		HEM	DNS	DNS				
145		2006	U14	COZENS Samual		NOR	DNF	DNS				
163		1977	MA2	BARAZI Moggy		HEM	DNS	DNS				

Disqualified - Run 2 (1)

137		1972	MA2	WALKINGTON Stuart		HEM	DSQ	DSQ				
-----	--	------	-----	--------------------------	---	-----	-----	-----	--	--	--	--



EASTERN REGION SNOWSPORTS ASSOCIATION 2019

Team Evolution ERSAs Hemel Summer League

Hemel - Extended Slalom -

ERSA Summer League - Final Ranking ES






Rank	Bib.	RegNo	Year	Cat	Rank	Name	====	Club	Run 1	Run 2	Time	Gap
==ERSA Girls and Ladies ==												
1	66	22938	2006	U14	(1)	HOWESON Olivia		HEM	11.87	* 11.80	11.80	
2	71	20441	2002	U18	(1)	STEVENS Lilyella		HEM	* 12.29	12.52	12.29	0.49
3	62	24065	2005	U16	(1)	LINCOLN Isabel		NOR	* 12.57	12.73	12.57	0.77
4	61	22930	2006	U14	(2)	BLACKWELL Lucy		TAL	* 12.59	13.13	12.59	0.79
5	100	22892	2007	U14	(3)	TUTT Holly		SMK	* 12.66	DNF	12.66	0.86
6	64		2007	U14	(4)	SARKAR Anna		ESX	* 12.75	12.84	12.75	0.95
7	68	22937	2005	U16	(2)	ALEY Lauren		HEM	12.85	* 12.82	12.82	1.02
8	10		2009	U12	(1)	PIETRZAK Amelia		ESX	* 13.20	13.25	13.20	1.40
9	69	20337	2001	U21	(1)	SKIPPER Megan		NOR	13.80	* 13.35	13.35	1.55
10	67		1992	SM1	(1)	BOWEN Catriona		NOR	* 13.40	13.51	13.40	1.60
11	20		2008	U12	(2)	MURRAY Catheine		SMK	13.57	* 13.49	13.49	1.69
12	91		1996	SM1	(2)	HARRISON Kara		HEM	* 13.52	13.74	13.52	1.72
13	5	23666	2008	U12	(3)	HOWESON Lucy		HEM	* 13.68	13.84	13.68	1.88
14	75	24207	2004	U16	(3)	GLADIN Amber		HEM	* 13.69	13.71	13.69	1.89
15	81		2001	U21	(2)	TURNER Madeline		HEM	* 13.73	13.85	13.73	1.93
15	74	25685	2006	U14	(5)	FLITTON Zoe		HEM	14.55	* 13.73	13.73	1.93
17	77	22900	2005	U16	(4)	ARLOTT Holly		SMK	14.27	* 13.80	13.80	2.00
18	94	25103	2006	U14	(6)	SMITH Aimee		HEM	* 14.01	14.07	14.01	2.21
19	7	25086	2011	U10	(1)	FLITTON Lily		HEM	14.11	* 14.06	14.06	2.26
20	11	25463	2009	U12	(4)	TRESIDDER Freya		ASR	* 14.24	14.28	14.24	2.44
21	70		1970	MA2	(1)	ANDERSON Beverley		VIK	14.43	* 14.30	14.30	2.50
22	93	25102	2006	U14	(7)	SMITH Jemma		HEM	14.82	* 14.34	14.34	2.54
23	76	24038	2007	U14	(8)	BUSHELL Grace		NOR	14.59	* 14.48	14.48	2.68
24	78	26015	2007	U14	(9)	GIBBS Heidi		NOR	* 14.51	14.98	14.51	2.71
25	87		2007	U14	(10)	LINCOLN Imogen		NOR	15.05	* 14.53	14.53	2.73
26	73	20742	1971	MA2	(2)	SAMPSON Melissa		NOR	* 14.70	14.99	14.70	2.90
27	89		1968	MA3	(1)	STEVENS Holly		HEM	* 14.94	DNF	14.94	3.14
28	83		1987	SM1	(3)	WEIR Suzanne		NOR	15.78	* 15.39	15.39	3.59
29	24		2010	U10	(2)	DAVIES Darcy		SUR	16.35	* 16.06	16.06	4.26
30	95	25953	1970	MA2	(3)	HARRISON Anna		HEM	16.63	* 16.10	16.10	4.30
31	17		2009	U12	(5)	WATSON Antonia		NOR	16.65	* 16.26	16.26	4.46
32	92		2006	U14	(11)	BUTCHER Issy		ESX	16.47	* 16.35	16.35	4.55
33	84		2007	U14	(12)	KINGE Lucy		NOR	* 16.50	16.55	16.50	4.70
34	38	25432	2010	U10	(3)	ARNOLD Evienne		HEM	* 16.69	18.15	16.69	4.89
35	45		2011	U10	(4)	COSGROVE Isabel		HEM	17.51	* 17.06	17.06	5.26
36	36	25587	2011	U10	(5)	CURTIS Audrey		HEM	17.72	* 17.23	17.23	5.43
37	18	24223	2008	U12	(6)	HARDEN Mirabelle		NOR	* 17.40	17.40	17.40	5.60
38	40		2012	U08	(1)	DAVIES Giselle		ALP	18.93	* 17.56	17.56	5.76
39	25		2009	U12	(7)	HARDY Keira		ESX	* 17.79	18.04	17.79	5.99
40	30		2012	U08	(2)	WELSH Jolie		SUR	* 17.97	18.35	17.97	6.17

EASTERN REGION SNOWSPORTS ASSOCIATION 2019

Team Evolution ERSA Hemel Summer League

Hemel - Extended Slalom -

ERSA Summer League - Final Ranking ES

Rank	Bib.	RegNo	Year	Cat	Rank	Name	====	Club	Run 1	Run 2	Time	Gap
41	43		2012	U08	(3)	CURTIS Sylvia		HEM	18.51	* 18.20	18.20	6.40
42	48		2009	U12	(8)	POLONIECKI Martha		HEM	20.81	* 19.96	19.96	8.16
43	34		2010	U10	(6)	GLADIN Violet		HEM	22.24	* 20.13	20.13	8.33
44	31		2012	U08	(4)	ANDERSON Esme		VIK	20.60	* 20.35	20.35	8.55
45	52		2012	U08	(5)	BERRY Scarlett		HEM	22.10	* 21.21	21.21	9.41

Did Not Start - Run 1 (19)

8	25541	2009	U12		WELSH Madeleine		VIK	DNS	DNS		
13	23929	2009	U12		MAGNANI Emily		HEM	DNS	DNS		
33		2008	U12		SCOTT Megan		HEM	DNS	DNS		
39	25819	2010	U10		BROWN Lulu		ESX	DNS	DNS		
53		2012	U08		POLONIECKI Georgia		HEM	DNS	DNS		
63	21897	2002	U18		MARTIN Lily		ESX	DNS	DNS		
65	24891	2004	U16		VENABLES Felicity		VIK	DNS	DNS		
72	20998	2003	U18		BARDER Katie		HEM	DNS	DNS		
79		2001	U21		SMITH Hannah		NOR	DNS	DNS		
80	24893	2006	U14		VENABLES Phoebe		VIK	DNS	DNS		
82	24074	2004	U16		MERRIGAN Elizabeth		VIK	DNS	DNS		
85		2007	U14		COZENS Zoe		NOR	DNS	DNS		
86		2000	U21		BRADLEY Lydia		HEM	DNS	DNS		
88	25756	2006	U14		MANSOUR Zoe		ASR	DNS	DNS		
90	21719	2003	U18		THOMAS Sophie		HEM	DNS	DNS		
96		2005	U16		CHURCHILL Imogen		VIK	DNS	DNS		
97	11944	1979	MA2		NEWMAN Lucy		HEM	DNS	DNS		
98		2004	U16		TAYLOR Amalie		HEM	DNS	DNS		
99		2005	U16		SMITH Sadie		HEM	DNS	DNS		

Did Not Start - Run 2 (20)

8	25541	2009	U12		WELSH Madeleine		VIK	DNS	DNS		
13	23929	2009	U12		MAGNANI Emily		HEM	DNS	DNS		
33		2008	U12		SCOTT Megan		HEM	DNS	DNS		
39	25819	2010	U10		BROWN Lulu		ESX	DNS	DNS		
53		2012	U08		POLONIECKI Georgia		HEM	DNS	DNS		
63	21897	2002	U18		MARTIN Lily		ESX	DNS	DNS		
65	24891	2004	U16		VENABLES Felicity		VIK	DNS	DNS		
72	20998	2003	U18		BARDER Katie		HEM	DNS	DNS		
79		2001	U21		SMITH Hannah		NOR	DNS	DNS		
80	24893	2006	U14		VENABLES Phoebe		VIK	DNS	DNS		
82	24074	2004	U16		MERRIGAN Elizabeth		VIK	DNS	DNS		
85		2007	U14		COZENS Zoe		NOR	DNS	DNS		
86		2000	U21		BRADLEY Lydia		HEM	DNS	DNS		
88	25756	2006	U14		MANSOUR Zoe		ASR	DNS	DNS		
90	21719	2003	U18		THOMAS Sophie		HEM	DNS	DNS		
96		2005	U16		CHURCHILL Imogen		VIK	DNS	DNS		
97	11944	1979	MA2		NEWMAN Lucy		HEM	DNS	DNS		
98		2004	U16		TAYLOR Amalie		HEM	DNS	DNS		
99		2005	U16		SMITH Sadie		HEM	DNS	DNS		
101		2007	U14		BOOTH Amelie		HEM			DNS	

Did Not Finish - Run 2 (2)

89		1968	MA3		STEVENS Holly		HEM	* 14.94	DNF		
----	--	------	-----	--	---------------	---	-----	---------	-----	--	--

EASTERN REGION SNOWSPORTS ASSOCIATION 2019

Team Evolution ERSA Hemel Summer League

Hemel - Extended Slalom -

ERSA Summer League - Final Ranking ES

Rank	Bib.	RegNo	Year	Cat	Rank	Name	====	Club	Run 1	Run 2	Time	Gap
	100	22892	2007	U14		TUTT Holly		SMK	* 12.66	DNF		

== ERSA Boys and Men ==

1	114		2003	U18	(1)	TURNER Alfie		HEM	11.94	* 11.91	11.91	
2	121	20884	2003	U18	(2)	THOMPSON Joseph		NOR	12.20	* 11.99	11.99	0.08
3	111	22087	2005	U16	(1)	PARKER Travis		NOR	* 12.13	12.43	12.13	0.22
4	162	25723	1977	MA2	(1)	GREATRIX Brad		HEM	23.42	* 12.20	12.20	0.29
5	112		2003	U18	(3)	DUFF Matthew		SMK	* 12.22	12.36	12.22	0.31
6	135	23652	2002	U18	(4)	ROLFE Joshua		SMK	12.58	* 12.31	12.31	0.40
7	118	20264	2003	U18	(5)	REIDY Thomas		HEM	12.74	* 12.36	12.36	0.45
8	117	22059	2006	U14	(1)	DADE Jake		NOR	12.44	* 12.39	12.39	0.48
9	14	23655	2008	U12	(1)	PARKER Alfie		HEM	12.84	* 12.46	12.46	0.55
10	123	24443	2004	U16	(2)	MARSH Joel		NOR	12.79	* 12.60	12.60	0.69
11	116	13217	1968	MA3	(1)	SHARP Anthony		HEM	12.92	* 12.65	12.65	0.74
12	134	24133	2006	U14	(2)	PHILLIPS Daniel		HEM	* 12.76	12.88	12.76	0.85
13	115	23185	2000	U21	(1)	STEWART Oliver		NOR	12.80	* 12.79	12.79	0.88
14	131		1971	MA2	(2)	WOODHOUSE Jamie		HEM	* 12.82	12.85	12.82	0.91
15	122	23349	2003	U18	(6)	BUSHELL George		NOR	* 12.84	12.84	12.84	0.93
16	4	23964	2008	U12	(2)	MESSINGER Grant		SMK	* 12.93	13.22	12.93	1.02
17	133		2005	U16	(3)	WARNE Ben		HEM	* 12.98	13.07	12.98	1.07
18	154		1975	MA2	(3)	WATSON Nick		NOR	13.53	* 13.12	13.12	1.21
19	140		2007	U14	(3)	PIETRZAK Maximilian		ESX	* 13.14	13.14	13.14	1.23
20	124	24084	1967	MA3	(2)	KING Alistair		HEM	13.26	* 13.15	13.15	1.24
21	152	23961	2007	U14	(4)	DUCKENFIELD Jack		HEM	* 13.26	13.60	13.26	1.35
21	113	25057	2003	U18	(7)	ALGER James		NOR	* 13.26	13.39	13.26	1.35
23	144		2004	U16	(4)	MUNDY Jack		ESX	13.95	* 13.53	13.53	1.62
24	29	23397	2008	U12	(3)	BROADBENT William		WM	* 13.58	14.07	13.58	1.67
25	12		2009	U12	(4)	BLACKWELL Jasper		TAL	13.73	* 13.60	13.60	1.69
26	15	24122	2009	U12	(5)	CUTHBERT Adam		SMK	* 13.64	13.67	13.64	1.73
27	120		2004	U16	(5)	CANNING Thomas		NOR	* 13.80	13.93	13.80	1.89
28	23	24923	2008	U12	(6)	STEVENS Brook		HEM	14.27	* 13.85	13.85	1.94
29	138		1957	MA4	(1)	SUZUKI Masahiro		HEM	13.91	* 13.87	13.87	1.96
30	159		2004	U16	(6)	HEHIR Christian		HEM	14.79	* 13.98	13.98	2.07
31	137		1972	MA2	(4)	WALKINGTON Stuart		HEM	* 14.12	15.36	14.12	2.21
32	166		1971	MA2	(5)	KINGE Blane		NOR	14.39	* 14.18	14.18	2.27
33	142		1966	MA3	(3)	GARRETT Mike		NOR	* 14.23	14.63	14.23	2.32
34	147		1970	MA2	(6)	HARDEN Edgar		NOR	* 14.37	14.40	14.37	2.46
35	143		2007	U14	(5)	WATSON Toby		NOR	* 14.51	14.93	14.51	2.60
36	136	22138	1987	SM1	(1)	BELLAMY Edward		NOR	14.70	* 14.53	14.53	2.62
37	149		2007	U14	(6)	IRVIN Tom		NOR	15.22	* 14.67	14.67	2.76
38	49	25540	2011	U10	(1)	MATTHEWS Alfred		HEM	15.07	* 14.69	14.69	2.78
39	165		1993	SM1	(2)	BRADLEY Jack		HEM	15.30	* 14.81	14.81	2.90
40	141		2002	U18	(8)	MERAJ Luan		NOR	* 14.87	15.43	14.87	2.96
41	139	10372	1959	MA4	(2)	ANDERSON Christopher		VIK	15.32	* 15.14	15.14	3.23
42	155		1997	SM1	(3)	PATTERSON Greg		HEM	15.36	* 15.15	15.15	3.24
42	2		2008	U12	(7)	SNELLING George		NOR	15.58	* 15.15	15.15	3.24
44	6		2010	U10	(2)	KINGE Jacob		NOR	15.44	* 15.24	15.24	3.33
45	148		1957	MA4	(3)	PENNECK Jeffrey		ESX	* 15.57	15.57	15.57	3.66
46	26		2009	U12	(8)	HARTNELL Freddy		NOR	16.02	* 15.58	15.58	3.67

EASTERN REGION SNOWSPORTS ASSOCIATION 2019

Team Evolution ERSA Hemel Summer League

Hemel - Extended Slalom -

ERSA Summer League - Final Ranking ES

Rank	Bib.	RegNo	Year	Cat	Rank	Name	====	Club	Run 1	Run 2	Time	Gap
47	27		2011	U10	(3)	IRVIN Sam		NOR	17.17	* 15.59	15.59	3.68
48	157		2007	U14	(7)	MACKAY Tristan		NOR	15.80	* 15.76	15.76	3.85
49	37		2011	U10	(4)	SAVAGE Robert		HEM	16.20	* 15.81	15.81	3.90
50	1		2009	U12	(9)	HARTNELL Sonny		NOR	* 15.88	15.90	15.88	3.97
51	22		2012	U08	(1)	GREENLAND Samuel		SMK	16.76	* 15.94	15.94	4.03
52	16		2009	U12	(10)	SNELLING Rufus		NOR	16.82	* 16.15	16.15	4.24
53	21		2011	U10	(5)	CROFT Alfie		NOR	16.58	* 16.51	16.51	4.60
54	19		2011	U10	(6)	CHEONGVEE Isaac		NOR	* 16.99	17.18	16.99	5.08
55	46		2011	U10	(7)	BACON William		HEM	18.27	* 17.37	17.37	5.46
56	50		2011	U10	(8)	MCCLOY Alexander		HEM	17.49	* 17.44	17.44	5.53
57	44		2009	U12	(11)	BARKER Charlie		NOR	* 18.65	18.78	18.65	6.74
58	42		2012	U08	(2)	HARRIS-PAGE Theo		VIK	23.73	* 22.36	22.36	10.45

Did Not Start - Run 1 (26)

3			2008	U12		GIBBS Evan		NOR	DNS	DNS		
9			2008	U12		KENDLE Noah		HEM	DNS	DNS		
28			2009	U12		HIBBLE Benji		VIK	DNS	DNS		
32			2010	U10		WELSH Gabriel		SUR	DNS	DNS		
35			2010	U10		JOHNSON Hayden		SMK	DNS	DNS		
41			2012	U08		DELICATA Noah		NOR	DNS	DNS		
47			2011	U10		GARLEY Noah		SMK	DNS	DNS		
51			2008	U12		SALLAS Alex		HEM	DNS	DNS		
119	23557		2007	U14		MITCHELL Kieran		NOR	DNS	DNS		
125	24227		2006	U14		HADINGHAM Alex		NOR	DNS	DNS		
126	25253		2004	U16		FISHER Edward		ESX	DNS	DNS		
127			2006	U14		DUNN Samuel		SMK	DNS	DNS		
128			2004	U16		DAVIES Ben		NOR	DNS	DNS		
129			2006	U14		PENNECK Alexander		ESX	DNS	DNS		
130	21654		1982	SM1		IMAMZADE Murat		HEM	DNS	DNS		
132			1970	MA2		FISHER James		ESX	DNS	DNS		
145			2006	U14		COZENS Samual		NOR	DNS	DNS		
150	25817		2006	U14		BROWN Connor		ESX	DNS	DNS		
151	8713		1959	MA4		CLARKE Christopher		HEM	DNS	DNS		
153	25818		2007	U14		BROWN Aidan		ESX	DNS	DNS		
156			1956	MA4		BRADLEY Stephen		HEM	DNS	DNS		
158			2007	U14		BRUNNER Zac		NOR	DNS	DNS		
160			2002	U18		TURNER Marlow		SMK	DNS	DNS		
161			2005	U16		GORTON Tom		HEM	DNS	DNS		
163			1977	MA2		BARAZI Moggy		HEM	DNS	DNS		
164			2007	U14		FIDLER Samuel		HEM	DNS	DNS		

Did Not Finish - Run 1 (1)

146			2001	U21		HUDSON Angus		SMK	DNF	DNS		
-----	--	--	------	-----	--	--------------	---	-----	-----	-----	--	--

Did Not Start - Run 2 (27)

3			2008	U12		GIBBS Evan		NOR	DNS	DNS		
9			2008	U12		KENDLE Noah		HEM	DNS	DNS		
28			2009	U12		HIBBLE Benji		VIK	DNS	DNS		
32			2010	U10		WELSH Gabriel		SUR	DNS	DNS		
35			2010	U10		JOHNSON Hayden		SMK	DNS	DNS		
41			2012	U08		DELICATA Noah		NOR	DNS	DNS		

EASTERN REGION SNOWSPORTS ASSOCIATION 2019

Team Evolution ERSA Hemel Summer League

Hemel - Extended Slalom -

ERSA Summer League - Final Ranking ES

Rank	Bib.	RegNo	Year	Cat	Rank	Name	====	Club	Run 1	Run 2	Time	Gap
	47		2011	U10		GARLEY Noah		SMK	DNS	DNS		
	51		2008	U12		SALLAS Alex		HEM	DNS	DNS		
	119	23557	2007	U14		MITCHELL Kieran		NOR	DNS	DNS		
	125	24227	2006	U14		HADINGHAM Alex		NOR	DNS	DNS		
	126	25253	2004	U16		FISHER Edward		ESX	DNS	DNS		
	127		2006	U14		DUNN Samuel		SMK	DNS	DNS		
	128		2004	U16		DAVIES Ben		NOR	DNS	DNS		
	129		2006	U14		PENNECK Alexander		ESX	DNS	DNS		
	130	21654	1982	SM1		IMAMZADE Murat		HEM	DNS	DNS		
	132		1970	MA2		FISHER James		ESX	DNS	DNS		
	145		2006	U14		COZENS Samual		NOR	DNS	DNS		
	146		2001	U21		HUDSON Angus		SMK	DNF	DNS		
	150	25817	2006	U14		BROWN Connor		ESX	DNS	DNS		
	151	8713	1959	MA4		CLARKE Christopher		HEM	DNS	DNS		
	153	25818	2007	U14		BROWN Aidan		ESX	DNS	DNS		
	156		1956	MA4		BRADLEY Stephen		HEM	DNS	DNS		
	158		2007	U14		BRUNNER Zac		NOR	DNS	DNS		
	160		2002	U18		TURNER Marlow		SMK	DNS	DNS		
	161		2005	U16		GORTON Tom		HEM	DNS	DNS		
	163		1977	MA2		BARAZI Moggy		HEM	DNS	DNS		
	164		2007	U14		FIDLER Samuel		HEM	DNS	DNS		