

EASTERN REGION SNOWSPORTS ASSOCIATION 2021

Team Evolution ERSA Summer League

Norfolk - Special Slalom - Girls & Boys

ERSA Summer League - Final Ranking

Rank	Bib.	RegNo	Year	Cat (Rank)	Name	Club	Run-1	Run-2	Run-3	Time	Gap	Points
------	------	-------	------	------------	------	------	-------	-------	-------	------	-----	--------

ERSA Under 08 Girls

1	124	2014	U08 (1)	PARKER Harriet	VIK	26.41	* 25.53	* 25.41	50.94			398.20
2	130	2014	U08 (2)	SAWFORD Charlotte	NOR	* 28.22	* 28.28	28.42	56.50	5.56		520.24

ERSA Under 08 Boys

1	125	2014	U08 (1)	SIMONS Brooklyn	NOR	* 26.46	28.17	* 28.15	54.61			485.37
---	-----	------	---------	-----------------	-----	---------	-------	---------	--------------	--	--	--------

ERSA Under 10 Girls

1	102	2013	U10 (1)	CHEONGVEE Betsy	NOR	DSQ	* 20.59	* 20.09	40.68			172.98
2	132	2012	U10 (2)	GREEN Isis	NOR	* 21.61	DSQ	* 21.07	42.68	2.00		216.88
3	106	2012	U10 (3)	POWNALL Olivia	NOR	23.21	* 22.50	* 22.08	44.58	3.90		258.59
4	107	2012	U10 (4)	ANDERSON Esme	VIK	* 22.39	23.50	* 22.66	45.05	4.37		268.90
5	123	2012	U10 (5)	LAVERS-GRAFTON Georgina	NOR	* 24.33	* 24.17	24.78	48.50	7.82		344.63
6	117	2012	U10 (6)	SIMS Ocean	NOR	26.66	* 26.33	* 25.57	51.90	11.22		419.27
7	126	2013	U10 (7)	GREEN Sofia	VIK	* 26.47	26.94	* 26.88	53.35	12.67		451.10
8	127	2013	U10 (8)	HOOPER TURBIN Eugenie	ESX	* 26.19	* 27.25	27.99	53.44	12.76		453.07
9	131	2012	U10 (9)	ABREY Kitty	VIK	31.30	* 30.38	* 30.19	1:00.57	19.89		609.59

Disqualified - Run-1 (1)

102	2013	U10	CHEONGVEE Betsy	NOR	DSQ	* 20.59	* 20.09					
-----	------	-----	-----------------	-----	-----	---------	---------	--	--	--	--	--

Disqualified - Run-2 (1)

132	2012	U10	GREEN Isis	NOR	* 21.61	DSQ	* 21.07					
-----	------	-----	------------	-----	---------	-----	---------	--	--	--	--	--

ERSA Under 10 Boys

1	105	2012	U10 (1)	WALKER Elliot	NOR	DSQ	* 19.96	* 18.89	38.85			137.51
2	112	2012	U10 (2)	SIMONS Chase	NOR	* 22.44	* 22.80	23.10	45.24	6.39		278.55
3	128	2013	U10 (3)	CROFT Fred	NOR	24.19	* 23.26	* 24.03	47.29	8.44		323.80
4	113	2012	U10 (4)	HARRIS-PAGE Theo	VIK	25.48	* 24.99	* 24.38	49.37	10.52		369.71

EASTERN REGION SNOWSPORTS ASSOCIATION 2021

Team Evolution ERSA Summer League

Norfolk - Special Slalom - Girls & Boys

ERSA Summer League - Final Ranking

Rank	Bib.	RegNo	Year	Cat (Rank)	Name	Club	Run-1	Run-2	Run-3	Time	Gap	Points
5	133		2013	U10 (5)	SKINNER Toby	VIK	31.56	* 30.71	* 30.44	1:01.15	22.30	629.72

Did Not Start - Run-1 (1)

	120		2012	U10	CROSS Leonardo	ESX	DNS	DNS	DNS			
--	-----	--	------	-----	----------------	-----	-----	-----	-----	--	--	--

Disqualified - Run-1 (1)

	105		2012	U10	WALKER Elliot	NOR	DSQ	* 19.96	* 18.89			
--	-----	--	------	-----	---------------	-----	-----	---------	---------	--	--	--

Did Not Start - Run-2 (1)

	120		2012	U10	CROSS Leonardo	ESX	DNS	DNS	DNS			
--	-----	--	------	-----	----------------	-----	-----	-----	-----	--	--	--

Did Not Start - Run-3 (1)

	120		2012	U10	CROSS Leonardo	ESX	DNS	DNS	DNS			
--	-----	--	------	-----	----------------	-----	-----	-----	-----	--	--	--

ERSA Under 12 Girls

1	111	45539	2010	U12 (1)	WINTER Tallulah	HEM	* 16.59	16.86	* 16.21	32.80		0.00
2	101		2010	U12 (2)	FISKE Jemima	NOR	17.84	* 17.75	* 17.46	35.21	2.41	52.90
3	115		2011	U12 (3)	HIGGS Sasha	ESX	* 18.33	* 18.31	18.35	36.64	3.84	84.29
4	104		2010	U12 (4)	SAWFORD Isabelle	NOR	* 18.76	DSQ	* 18.90	37.66	4.86	106.68
5	121		2010	U12 (5)	SAUNDERS Saya	ESX	23.54	* 22.87	* 23.22	46.09	13.29	291.73
6	134		2011	U12 (6)	BELLWOOD Sophie	NOR	* 23.56	* 24.40	25.44	47.96	15.16	332.78

Did Not Start - Run-1 (2)

	114	25086	2011	U12	FLITTON Lily	HEM	DNS	DNS	DNS			
	118		2010	U12	CROSS Isabella	ESX	DNS	DNS	DNS			

Did Not Start - Run-2 (2)

	114	25086	2011	U12	FLITTON Lily	HEM	DNS	DNS	DNS			
	118		2010	U12	CROSS Isabella	ESX	DNS	DNS	DNS			

Disqualified - Run-2 (1)

	104		2010	U12	SAWFORD Isabelle	NOR	* 18.76	DSQ	* 18.90			
--	-----	--	------	-----	------------------	-----	---------	-----	---------	--	--	--

Did Not Start - Run-3 (2)

	114	25086	2011	U12	FLITTON Lily	HEM	DNS	DNS	DNS			
	118		2010	U12	CROSS Isabella	ESX	DNS	DNS	DNS			

ERSA Under 12 Boys




1	110		2011	U12 (1)	CROFT Alfie	NOR	* 16.50	* 16.12	17.10	32.62		0.00
2	98		2011	U12 (2)	CHEONGVEE Isaac	NOR	DSQ	* 16.73	* 16.84	33.57	0.95	20.97
3	97		2011	U12 (3)	RICH Alfie	NOR	* 17.03	DSQ	* 17.11	34.14	1.52	33.55
4	92		2011	U12 (4)	WARD Lewy	NOR	* 17.79	DNF	* 17.89	35.68	3.06	67.54
5	91		2010	U12 (5)	LAST William	NOR	18.66	* 18.45	* 18.49	36.94	4.32	95.35
6	100		2011	U12 (6)	WALLER-BECKETT James	NOR	DSQ	* 19.10	* 18.55	37.65	5.03	111.02
7	119		2010	U12 (7)	PARKER Wilfred	VIK	DNF	* 19.36	* 19.22	38.58	5.96	131.55
8	93		2011	U12 (8)	ELDERKIN Samuel	NOR	DSQ	* 20.65	* 20.00	40.65	8.03	177.24
9	103		2011	U12 (9)	DOUBLE Ross	VIK	20.59	* 20.39	* 20.51	40.90	8.28	182.76

EASTERN REGION SNOWSPORTS ASSOCIATION 2021





Team Evolution ERSA Summer League

Norfolk - Special Slalom - Girls & Boys

ERSA Summer League - Final Ranking

Rank	Bib.	RegNo	Year	Cat (Rank)	Name	====	Club	Run-1	Run-2	Run-3	Time	Gap	Points
10	94		2010	U12 (10)	ABREY Joshua		VIK	20.83	* 20.44	* 20.57	41.01	8.39	185.19
11	116		2011	U12 (11)	HUNTER George		VIK	* 20.50	* 20.76	DNF	41.26	8.64	190.71
12	129		2011	U12 (12)	DAMEN Xander		VIK	DNF	* 22.81	* 23.32	46.13	13.51	298.20




Did Not Start - Run-1 (4)

96	26370		2010	U12	KINGE Jacob		NOR	DNS	DNS	DNS			
108			2010	U12	CROSS Lucas		ESX	DNS	DNS	DNS			
109	26927		2011	U12	BESSANT Rafferty		ESX	DNS	DNS	DNS			
122			2010	U12	BLYTH James		VIK	DNS	DNS	DNS			





Did Not Finish - Run-1 (4)

95			2010	U12	SKINNER Oliver		VIK	DNF	DNF	* 20.15			
99	26747		2010	U12	BURNS Robert		ESX	DNF	DNF	* 17.92			
119			2010	U12	PARKER Wilfred		VIK	DNF	* 19.36	* 19.22			
129			2011	U12	DAMEN Xander		VIK	DNF	* 22.81	* 23.32			

Disqualified - Run-1 (3)

93			2011	U12	ELDERKIN Samuel		NOR	DSQ	* 20.65	* 20.00			
98			2011	U12	CHEONGVEE Isaac		NOR	DSQ	* 16.73	* 16.84			
100			2011	U12	WALLER-BECKETT James		NOR	DSQ	* 19.10	* 18.55			

Did Not Start - Run-2 (4)

96	26370		2010	U12	KINGE Jacob		NOR	DNS	DNS	DNS			
108			2010	U12	CROSS Lucas		ESX	DNS	DNS	DNS			
109	26927		2011	U12	BESSANT Rafferty		ESX	DNS	DNS	DNS			
122			2010	U12	BLYTH James		VIK	DNS	DNS	DNS			





Did Not Finish - Run-2 (3)

92			2011	U12	WARD Lewy		NOR	* 17.79	DNF	* 17.89			
95			2010	U12	SKINNER Oliver		VIK	DNF	DNF	* 20.15			
99	26747		2010	U12	BURNS Robert		ESX	DNF	DNF	* 17.92			

Disqualified - Run-2 (1)

97			2011	U12	RICH Alfie		NOR	* 17.03	DSQ	* 17.11			
----	--	--	------	-----	-------------------	---	-----	---------	-----	---------	--	--	--

Did Not Start - Run-3 (4)

96	26370		2010	U12	KINGE Jacob		NOR	DNS	DNS	DNS			
108			2010	U12	CROSS Lucas		ESX	DNS	DNS	DNS			
109	26927		2011	U12	BESSANT Rafferty		ESX	DNS	DNS	DNS			
122			2010	U12	BLYTH James		VIK	DNS	DNS	DNS			

Did Not Finish - Run-3 (1)

116			2011	U12	HUNTER George		VIK	* 20.50	* 20.76	DNF			
-----	--	--	------	-----	----------------------	---	-----	---------	---------	-----	--	--	--

EASTERN REGION SNOWSPORTS ASSOCIATION 2021

Team Evolution ERSA Summer League

Norfolk - Special Slalom - Girls & Boys

ERSA Summer League - Final Ranking

Rank	Bib.	RegNo	Year	Cat (Rank)	Name	Club	Run-1	Run-2	Run-3	Time	Gap	Points
------	------	-------	------	------------	------	------	-------	-------	-------	------	-----	--------

==ERSA Girls ==

1	111	45539	2010	U12 (1)	WINTER Tallulah	HEM	* 16.59	16.86	* 16.21	32.80		0.00
2	101		2010	U12 (2)	FISKE Jemima	NOR	17.84	* 17.75	* 17.46	35.21	2.41	52.90
3	115		2011	U12 (3)	HIGGS Sasha	ESX	* 18.33	* 18.31	18.35	36.64	3.84	84.29
4	104		2010	U12 (4)	SAWFORD Isabelle	NOR	* 18.76	DSQ	* 18.90	37.66	4.86	106.68
5	102		2013	U10 (1)	CHEONGVEE Betsy	NOR	DSQ	* 20.59	* 20.09	40.68	7.88	172.98
6	132		2012	U10 (2)	GREEN Isis	NOR	* 21.61	DSQ	* 21.07	42.68	9.88	216.88
7	106		2012	U10 (3)	POWNALL Olivia	NOR	23.21	* 22.50	* 22.08	44.58	11.78	258.59
8	107		2012	U10 (4)	ANDERSON Esme	VIK	* 22.39	23.50	* 22.66	45.05	12.25	268.90
9	121		2010	U12 (5)	SAUNDERS Saya	ESX	23.54	* 22.87	* 23.22	46.09	13.29	291.73
10	134		2011	U12 (6)	BELLWOOD Sophie	NOR	* 23.56	* 24.40	25.44	47.96	15.16	332.78
11	123		2012	U10 (5)	LAVERS-GRAFTON Georgina	NOR	* 24.33	* 24.17	24.78	48.50	15.70	344.63
12	124		2014	U08 (1)	PARKER Harriet	VIK	26.41	* 25.53	* 25.41	50.94	18.14	398.20
13	117		2012	U10 (6)	SIMS Ocean	NOR	26.66	* 26.33	* 25.57	51.90	19.10	419.27
14	126		2013	U10 (7)	GREEN Sofia	VIK	* 26.47	26.94	* 26.88	53.35	20.55	451.10
15	127		2013	U10 (8)	HOOPER TURBIN Eugenie	ESX	* 26.19	* 27.25	27.99	53.44	20.64	453.07
16	130		2014	U08 (2)	SAWFORD Charlotte	NOR	* 28.22	* 28.28	28.42	56.50	23.70	520.24
17	131		2012	U10 (9)	ABREY Kitty	VIK	31.30	* 30.38	* 30.19	1:00.57	27.77	609.59

Did Not Start - Run-1 (2)

114	25086	2011	U12	FLITTON Lily	HEM	DNS	DNS	DNS
118		2010	U12	CROSS Isabella	ESX	DNS	DNS	DNS

Disqualified - Run-1 (1)

102		2013	U10	CHEONGVEE Betsy	NOR	DSQ	* 20.59	* 20.09
-----	--	------	-----	-----------------	-----	-----	---------	---------

Did Not Start - Run-2 (2)

114	25086	2011	U12	FLITTON Lily	HEM	DNS	DNS	DNS
118		2010	U12	CROSS Isabella	ESX	DNS	DNS	DNS

Disqualified - Run-2 (2)

104		2010	U12	SAWFORD Isabelle	NOR	* 18.76	DSQ	* 18.90
132		2012	U10	GREEN Isis	NOR	* 21.61	DSQ	* 21.07

Did Not Start - Run-3 (2)

114	25086	2011	U12	FLITTON Lily	HEM	DNS	DNS	DNS
-----	-------	------	-----	--------------	-----	-----	-----	-----

EASTERN REGION SNOWSPORTS ASSOCIATION 2021

Team Evolution ERSA Summer League

Norfolk - Special Slalom - Girls & Boys

ERSA Summer League - Final Ranking

Rank	Bib.	RegNo	Year	Cat (Rank)	Name	Club	Run-1	Run-2	Run-3	Time	Gap	Points
	118		2010	U12	CROSS Isabella	ESX	DNS	DNS	DNS			

ERSA Boys

1	110		2011	U12 (1)	CROFT Alfie	NOR	* 16.50	* 16.12	17.10	32.62		0.00
2	98		2011	U12 (2)	CHEONGVEE Isaac	NOR	DSQ	* 16.73	* 16.84	33.57	0.95	20.97
3	97		2011	U12 (3)	RICH Alfie	NOR	* 17.03	DSQ	* 17.11	34.14	1.52	33.55
4	92		2011	U12 (4)	WARD Lewy	NOR	* 17.79	DNF	* 17.89	35.68	3.06	67.54
5	91		2010	U12 (5)	LAST William	NOR	18.66	* 18.45	* 18.49	36.94	4.32	95.35
6	100		2011	U12 (6)	WALLER-BECKETT James	NOR	DSQ	* 19.10	* 18.55	37.65	5.03	111.02
7	119		2010	U12 (7)	PARKER Wilfred	VIK	DNF	* 19.36	* 19.22	38.58	5.96	131.55
8	105		2012	U10 (1)	WALKER Elliot	NOR	DSQ	* 19.96	* 18.89	38.85	6.23	137.51
9	93		2011	U12 (8)	ELDERKIN Samuel	NOR	DSQ	* 20.65	* 20.00	40.65	8.03	177.24
10	103		2011	U12 (9)	DOUBLE Ross	VIK	20.59	* 20.39	* 20.51	40.90	8.28	182.76
11	94		2010	U12 (10)	ABREY Joshua	VIK	20.83	* 20.44	* 20.57	41.01	8.39	185.19
12	116		2011	U12 (11)	HUNTER George	VIK	* 20.50	* 20.76	DNF	41.26	8.64	190.71
13	112		2012	U10 (2)	SIMONS Chase	NOR	* 22.44	* 22.80	23.10	45.24	12.62	278.55
14	129		2011	U12 (12)	DAMEN Xander	VIK	DNF	* 22.81	* 23.32	46.13	13.51	298.20
15	128		2013	U10 (3)	CROFT Fred	NOR	24.19	* 23.26	* 24.03	47.29	14.67	323.80
16	113		2012	U10 (4)	HARRIS-PAGE Theo	VIK	25.48	* 24.99	* 24.38	49.37	16.75	369.71
17	125		2014	U08 (1)	SIMONS Brooklyn	NOR	* 26.46	28.17	* 28.15	54.61	21.99	485.37
18	133		2013	U10 (5)	SKINNER Toby	VIK	31.56	* 30.71	* 30.44	1:01.15	28.53	629.72

Did Not Start - Run-1 (5)

	96	26370	2010	U12	KINGE Jacob	NOR	DNS	DNS	DNS			
	108		2010	U12	CROSS Lucas	ESX	DNS	DNS	DNS			
	109	26927	2011	U12	BESSANT Rafferty	ESX	DNS	DNS	DNS			
	120		2012	U10	CROSS Leonardo	ESX	DNS	DNS	DNS			
	122		2010	U12	BLYTH James	VIK	DNS	DNS	DNS			

Did Not Finish - Run-1 (4)

	95		2010	U12	SKINNER Oliver	VIK	DNF	DNF	* 20.15			
	99	26747	2010	U12	BURNS Robert	ESX	DNF	DNF	* 17.92			
	119		2010	U12	PARKER Wilfred	VIK	DNF	* 19.36	* 19.22			
	129		2011	U12	DAMEN Xander	VIK	DNF	* 22.81	* 23.32			

Disqualified - Run-1 (4)

	93		2011	U12	ELDERKIN Samuel	NOR	DSQ	* 20.65	* 20.00			
	98		2011	U12	CHEONGVEE Isaac	NOR	DSQ	* 16.73	* 16.84			
	100		2011	U12	WALLER-BECKETT James	NOR	DSQ	* 19.10	* 18.55			
	105		2012	U10	WALKER Elliot	NOR	DSQ	* 19.96	* 18.89			

Did Not Start - Run-2 (5)

	96	26370	2010	U12	KINGE Jacob	NOR	DNS	DNS	DNS			
	108		2010	U12	CROSS Lucas	ESX	DNS	DNS	DNS			
	109	26927	2011	U12	BESSANT Rafferty	ESX	DNS	DNS	DNS			
	120		2012	U10	CROSS Leonardo	ESX	DNS	DNS	DNS			
	122		2010	U12	BLYTH James	VIK	DNS	DNS	DNS			

Did Not Finish - Run-2 (3)

	92		2011	U12	WARD Lewy	NOR	* 17.79	DNF	* 17.89			
--	----	--	------	-----	-----------	-----	---------	-----	---------	--	--	--

EASTERN REGION SNOWSPORTS ASSOCIATION 2021

Team Evolution ERSA Summer League

Norfolk - Special Slalom - Girls & Boys






ERSA Summer League - Final Ranking

Rank	Bib.	RegNo	Year	Cat (Rank)	Name	====	Club	Run-1	Run-2	Run-3	Time	Gap	Points
	95		2010	U12	SKINNER Oliver		VIK	DNF	DNF	* 20.15			
	99	26747	2010	U12	BURNS Robert		ESX	DNF	DNF	* 17.92			

Disqualified - Run-2 (1)

	97		2011	U12	RICH Alfie		NOR	* 17.03	DSQ	* 17.11			
--	----	--	------	-----	-------------------	---	-----	---------	-----	---------	--	--	--

Did Not Start - Run-3 (5)

	96	26370	2010	U12	KINGE Jacob		NOR	DNS	DNS	DNS			
	108		2010	U12	CROSS Lucas		ESX	DNS	DNS	DNS			
	109	26927	2011	U12	BESSANT Rafferty		ESX	DNS	DNS	DNS			
	120		2012	U10	CROSS Leonardo		ESX	DNS	DNS	DNS			
	122		2010	U12	BLYTH James		VIK	DNS	DNS	DNS			

Did Not Finish - Run-3 (1)











	116		2011	U12	HUNTER George		VIK	* 20.50	* 20.76	DNF			
--	-----	--	------	-----	----------------------	---	-----	---------	---------	-----	--	--	--

EASTERN REGION SNOWSPORTS ASSOCIATION 2021

Team Evolution ERSA Summer League

Norfolk - Special Slalom - Girls & Boys

Penalty calculation - Women

Rank	Bib.	RegNo	Name	Year	====	Points	Best 5	Race points
Best 10 at finish								
1	111	45539	WINTER Tallulah	2010		580.73	-	-
2	101		FISKE Jemima	2010		282.36	282.36	52.90
3	115		HIGGS Sasha	2011		635.22	-	-
4	104		SAWFORD Isabelle	2010		419.46	419.46	106.68
5	102		CHEONGVEE Betsy	2013		428.64	428.64	172.98
6	132		GREEN Isis	2012		1119.86	-	-
7	106		POWNALL Olivia	2012		501.50	500.00	258.59
8	107		ANDERSON Esme	2012		508.63	500.00	268.90
9	121		SAUNDERS Saya	2010		835.18	-	-
10	134		BELLWOOD Sophie	2011		1005.56	-	-

Best 5 at start

2	101		FISKE Jemima	2010		282.36		
4	104		SAWFORD Isabelle	2010		419.46		
5	102		CHEONGVEE Betsy	2013		428.64		
7	106		POWNALL Olivia	2012		501.50		
8	107		ANDERSON Esme	2012		508.63		

(DNF: Did Not Finish, DSQ: Disqualified)

TOTAL

(B) List points of best 5 at start	2130.46		
(A) List points of the best 5 to finish in top 10		2130.46	
(C) Race points of corresponding competitors			860.05
Calculated penalty (A + B - C) = 3400.87 / 10	340.09		
Correction value (Z)	0.00		
Category adder	0.00		
Applied penalty	340.09		











Technical Delegate

EASTERN REGION SNOWSPORTS ASSOCIATION 2021






Team Evolution ERSA Summer League

Norfolk - Special Slalom - Girls & Boys

Penalty calculation - Men

Rank	Bib.	RegNo	Name	Year	====	Points	Best 5	Race points
Best 10 at finish								
1	110		CROFT Alfie	2011		532.49	-	-
2	98		CHEONGVEE Isaac	2011		180.85	180.85	20.97
3	97		RICH Alfie	2011		383.38	383.38	33.55
4	92		WARD Lewy	2011		426.13	426.13	67.54
5	91		LAST William	2010		293.69	293.69	95.35
6	100		WALLER-BECKETT James	2011		467.11	-	-
7	119		PARKER Wilfred	2010		686.60	-	-
8	105		WALKER Elliot	2012		438.01	438.01	137.51
9	93		ELDERKIN Samuel	2011		493.84	-	-
10	103		DOUBLE Ross	2011		478.06	-	-

Best 5 at start

2	98		CHEONGVEE Isaac	2011		180.85		
DNF	99	26747	BURNS Robert	2010		218.86		
5	91		LAST William	2010		293.69		
3	97		RICH Alfie	2011		383.38		
4	92		WARD Lewy	2011		426.13		

(DNF: Did Not Finish, DSQ: Disqualified)

TOTAL

(B) List points of best 5 at start	1502.91		
(A) List points of the best 5 to finish in top 10		1722.06	
(C) Race points of corresponding competitors			354.92
Calculated penalty (A + B - C) = 2870.05 / 10	287.01		
Correction value (Z)	0.00		
Category adder	0.00		
Applied penalty	287.01		

Technical Delegate

EASTERN REGION SNOWSPORTS ASSOCIATION 2021

Team Evolution Summer League

Norfolk - Special Slalom - Women & Men

ERSA Summer League - Final Ranking

Rank	Bib.	RegNo	Year	Cat (Rank)	Name	Club	Run-1	Run-2	Run-3	Time	Gap	Points
------	------	-------	------	------------	------	------	-------	-------	-------	------	-----	--------

ERSA Under 14 Girls

1	41	25541	2009	U14 (1)	WELSH Madeleine	VIK	15.24	* 15.19	* 14.95	30.14		11.31
2	20	26498	2009	U14 (2)	WATSON Antonia	NOR	16.30	* 15.96	* 15.97	31.93	1.79	55.34
3	86	24223	2008	U14 (3)	HARDEN Mirabelle	NOR	* 17.58	DNF	* 17.69	35.27	5.13	137.49
4	51	102708	2009	U14 (4)	HARDY Keira	ESX	* 17.32	17.48	* 38.81	56.13	25.99	650.56

Did Not Finish - Run-2 (1)

86	24223	2008	U14	HARDEN Mirabelle	NOR	* 17.58	DNF	* 17.69				
----	-------	------	-----	------------------	-----	---------	-----	---------	--	--	--	--

ERSA Under 14 Boys

1	19	102774	2008	U14 (1)	SNELLING George	NOR	* 15.57	DNF	* 15.81	31.38		129.24
2	32	102778	2009	U14 (2)	SNELLING Rufus	NOR	16.50	* 15.95	* 16.19	32.14	0.76	150.05
3	84	24959	2009	U14 (3)	ADKINS Harrison	SMK	* 16.66	DNF	* 15.95	32.61	1.23	162.92
4	28		2009	U14 (4)	HARTNELL Sonny	NOR	* 17.13	22.89	* 16.93	34.06	2.68	202.63
5	40		2009	U14 (5)	WARD Marley	NOR	17.21	* 17.21	* 17.93	35.14	3.76	232.20
6	53		2008	U14 (6)	BARTLETT Tom	NOR	18.11	* 17.82	* 17.91	35.73	4.35	248.35
7	65		2009	U14 (7)	CROFT Harry	NOR	* 19.65	20.00	* 19.15	38.80	7.42	332.42
8	79		2009	U14 (8)	DAMEN Johannes	VIK	* 19.77	DNF	* 36.49	56.26	24.88	810.50

Disqualified - Run-1 (1)

48		2009	U14	WILSON Thomas	NOR	DSQ	* 18.11	DNF				
----	--	------	-----	---------------	-----	-----	---------	-----	--	--	--	--

Did Not Finish - Run-2 (3)

19	102774	2008	U14	SNELLING George	NOR	* 15.57	DNF	* 15.81				
79		2009	U14	DAMEN Johannes	VIK	* 19.77	DNF	* 36.49				
84	24959	2009	U14	ADKINS Harrison	SMK	* 16.66	DNF	* 15.95				

Did Not Finish - Run-3 (1)

48		2009	U14	WILSON Thomas	NOR	DSQ	* 18.11	DNF				
----	--	------	-----	---------------	-----	-----	---------	-----	--	--	--	--

ERSA Under 16 Girls

1	82	37284	2006	U16 (1)	GREEN Axel Rose	NOR	16.34	* 15.37	* 15.70	31.07		34.19
---	----	-------	------	---------	-----------------	-----	-------	---------	---------	--------------	--	-------

EASTERN REGION SNOWSPORTS ASSOCIATION 2021

Team Evolution Summer League

Norfolk - Special Slalom - Women & Men

ERSA Summer League - Final Ranking

Rank	Bib.	RegNo	Year	Cat (Rank)	Name	Club	Run-1	Run-2	Run-3	Time	Gap	Points
2	43		2007	U16 (2)	HIGGS Eira-Mia	ESX	* 15.92	16.14	* 15.75	31.67	0.60	48.95
3	42	26047	2007	U16 (3)	MONTGOMERY Isobel	NOR	16.34	* 16.06	* 15.93	31.99	0.92	56.82
4	18	26015	2007	U16 (4)	GIBBS Heidi	NOR	16.84	* 16.09	* 16.14	32.23	1.16	62.72
5	23	26063	2007	U16 (5)	KINGE Lucy	NOR	* 16.37	16.71	* 16.45	32.82	1.75	77.23
6	25	24697	2007	U16 (6)	LINCOLN Imogen	NOR	17.65	* 17.61	* 17.63	35.24	4.17	136.75
7	49		2006	U16 (7)	GOULD Eleanor	ESX	* 18.67	DNF	* 17.61	36.28	5.21	162.33
8	44		2006	U16 (8)	RICH Hetti	NOR	19.98	* 19.05	* 18.40	37.45	6.38	191.11
9	31		2007	U16 (9)	COZENS Zoe	NOR	19.74	* 19.46	* 19.07	38.53	7.46	217.67
10	88		2006	U16 (10)	DONNELLY Freya	ESX	* 23.91	DNF	* 18.21	42.12	11.05	305.97

Did Not Start - Run-1 (2)

6	25685	2006	U16	FLITTON Zoe	HEM	DNS	DNS	DNS
61	26766	2006	U16	JEFFERY Emily	ESX	DNS	DNS	DNS

Did Not Start - Run-2 (2)

6	25685	2006	U16	FLITTON Zoe	HEM	DNS	DNS	DNS
61	26766	2006	U16	JEFFERY Emily	ESX	DNS	DNS	DNS

Did Not Finish - Run-2 (2)

49		2006	U16	GOULD Eleanor	ESX	* 18.67	DNF	* 17.61
88		2006	U16	DONNELLY Freya	ESX	* 23.91	DNF	* 18.21

Did Not Start - Run-3 (2)

6	25685	2006	U16	FLITTON Zoe	HEM	DNS	DNS	DNS
61	26766	2006	U16	JEFFERY Emily	ESX	DNS	DNS	DNS

ERSA Under 16 Boys

1	3	24227	2006	U16 (1)	HADINGHAM Alex	NOR	13.84	* 13.77	* 13.51	27.28		16.98
2	8	26497	2007	U16 (2)	WATSON Toby	NOR	15.21	* 14.71	* 14.79	29.50	2.22	77.76
3	37	25556	2007	U16 (3)	SAUNDERS Rhys	ESX	* 15.33	DNF	* 15.05	30.38	3.10	101.86
4	12		2006	U16 (4)	COZENS Samual	NOR	DNF	* 15.79	* 15.26	31.05	3.77	120.21
5	56		2007	U16 (5)	MACKAY Tristan	NOR	17.02	* 16.62	* 16.78	33.40	6.12	184.55
6	16	26562	2007	U16 (6)	GODLEY Benedict	WGC	16.98	* 16.77	* 17.44	34.21	6.93	206.73
7	71	25817	2006	U16 (7)	BROWN Connor	ESX	* 17.69	DNF	* 17.34	35.03	7.75	229.19
8	59	25818	2007	U16 (8)	BROWN Aidan	ESX	18.63	* 17.66	* 18.05	35.71	8.43	247.81
9	55		2007	U16 (9)	SIMONS Ricky	NOR	DNF	* 18.18	* 18.31	36.49	9.21	269.16

Did Not Finish - Run-1 (2)

12		2006	U16	COZENS Samual	NOR	DNF	* 15.79	* 15.26
55		2007	U16	SIMONS Ricky	NOR	DNF	* 18.18	* 18.31

Did Not Finish - Run-2 (2)

37	25556	2007	U16	SAUNDERS Rhys	ESX	* 15.33	DNF	* 15.05
71	25817	2006	U16	BROWN Connor	ESX	* 17.69	DNF	* 17.34

ERSA Under 18 Ladies







1	13	45540	2005	U18 (1)	WINTER Scarlett	HEM	* 14.91	14.98	* 14.77	29.68		0.00
---	----	-------	------	---------	-----------------	-----	---------	-------	---------	--------------	--	------

EASTERN REGION SNOWSPORTS ASSOCIATION 2021

Team Evolution Summer League

Norfolk - Special Slalom - Women & Men

ERSA Summer League - Final Ranking

Rank	Bib.	RegNo	Year	Cat (Rank)	Name	====	Club	Run-1	Run-2	Run-3	Time	Gap	Points
2	38	24065	2005	U18 (2)	LINCOLN Isabel		NOR	15.32	* 14.60	* 15.13	29.73	0.05	1.23
3	11	24891	2004	U18 (3)	VENABLES Felicity		VIK	* 14.91	15.30	* 15.19	30.10	0.42	10.33
4	70	24207	2004	U18 (4)	GLADIN Amber		SMK	15.56	* 15.25	* 15.51	30.76	1.08	26.56
5	4	22937	2005	U18 (5)	ALEY Lauren		HEM	16.41	* 15.68	* 15.92	31.60	1.92	47.22
6	67		2005	U18 (6)	TURBIN Harriet		ESX	22.07	* 20.49	* 20.43	40.92	11.24	276.46
7	68	23389	2005	U18 (7)	SAUNDERS Mackenzi		VIK	21.13	* 20.67	* 20.85	41.52	11.84	291.21

Did Not Start - Run-1 (1)

	63	24074	2004	U18	MERRIGAN Elizabeth		VIK	DNS	DNS	DNS			
--	----	-------	------	-----	--------------------	---	-----	-----	-----	-----	--	--	--

Did Not Start - Run-2 (1)

	63	24074	2004	U18	MERRIGAN Elizabeth		VIK	DNS	DNS	DNS			
--	----	-------	------	-----	--------------------	---	-----	-----	-----	-----	--	--	--



Did Not Start - Run-3 (1)

	63	24074	2004	U18	MERRIGAN Elizabeth		VIK	DNS	DNS	DNS			
--	----	-------	------	-----	--------------------	---	-----	-----	-----	-----	--	--	--

Disqualified - Run-3 (1)

	66		2004	U18	COOPER Isabelle		ESX	19.11	* 19.09	DSQ			
--	----	--	------	-----	-----------------	---	-----	-------	---------	-----	--	--	--

==== ERSA Under 18 Men ==

1	50		2005	U18 (1)	THOMSON Kai		VIK	15.88	* 15.26	* 15.24	30.50		105.15
2	57		2005	U18 (2)	PAGE-BROWNE Adam		WGC	18.71	* 18.67	* 18.13	36.80	6.30	277.65
3	29	26012	2005	U18 (3)	MONTGOMERY Fredrick		NOR	DNF	* 41.21	* 15.18	56.39	25.89	814.06

Did Not Start - Run-1 (1)

	85		2005	U18	SHELLEY Jack		VIK	DNS	DNS	DNS			
--	----	--	------	-----	--------------	---	-----	-----	-----	-----	--	--	--

Did Not Finish - Run-1 (1)

	29	26012	2005	U18	MONTGOMERY Fredrick		NOR	DNF	* 41.21	* 15.18			
--	----	-------	------	-----	---------------------	---	-----	-----	---------	---------	--	--	--





Did Not Start - Run-2 (1)

	85		2005	U18	SHELLEY Jack		VIK	DNS	DNS	DNS			
--	----	--	------	-----	--------------	---	-----	-----	-----	-----	--	--	--

Did Not Start - Run-3 (1)

	85		2005	U18	SHELLEY Jack		VIK	DNS	DNS	DNS			
--	----	--	------	-----	--------------	---	-----	-----	-----	-----	--	--	--

==== ERSA Under 21 Ladies ==

1	15	23246	2003	U21 (1)	WARNE Charlotte		HEM	15.15	* 14.84	* 14.88	29.72		0.98
2	36	20337	2001	U21 (2)	SKIPPER Megan		NOR	* 15.01	DSQ	* 14.84	29.85	0.13	4.18
3	33		2003	U21 (3)	PEARSON Josephine		WGC	19.75	* 19.21	* 19.01	38.22	8.50	210.05
4	58		2003	U21 (4)	CUTHBERT Tia		VIK	22.68	* 21.67	* 21.83	43.50	13.78	339.91

Disqualified - Run-2 (1)

	36	20337	2001	U21	SKIPPER Megan		NOR	* 15.01	DSQ	* 14.84			
--	----	-------	------	-----	---------------	---	-----	---------	-----	---------	--	--	--

EASTERN REGION SNOWSPORTS ASSOCIATION 2021

Team Evolution Summer League

Norfolk - Special Slalom - Women & Men

ERSA Summer League - Final Ranking

Rank	Bib.	RegNo	Year	Cat (Rank)	Name	Club	Run-1	Run-2	Run-3	Time	Gap	Points
ERSA Under 21 Men												
1	22	20884	2003	U21 (1)	THOMPSON Joseph	NOR	13.23	* 13.23	* 13.43	26.66		0.00
2	83	23350	2002	U21 (2)	GOMEZ CLARKE Jamie	NOR	14.77	* 14.18	* 14.08	28.26	1.60	43.81
3	10	22164	2001	U21 (3)	LONGSTAFF Michael	WGC	14.74	* 14.54	* 14.71	29.25	2.59	70.92
4	9	25057	2003	U21 (4)	ALGER James	NOR	14.83	* 14.65	* 14.88	29.53	2.87	78.59
5	1	20264	2003	U21 (5)	REIDY Thomas	HEM	15.32	* 15.14	* 15.08	30.22	3.56	97.48
6	7	37855	2003	U21 (6)	TURNER Alfie	HEM	* 15.35	DSQ	* 15.09	30.44	3.78	103.50
7	52		2002	U21 (7)	MERAJ Luan	NOR	16.20	* 15.51	* 15.52	31.03	4.37	119.66
8	81		2001	U21 (8)	CLUBB Benjamin	SMK	20.17	* 19.60	* 17.30	36.90	10.24	280.39

Disqualified - Run-2 (1)

7	37855	2003	U21	TURNER Alfie	HEM	* 15.35	DSQ	* 15.09
---	-------	------	-----	--------------	-----	---------	-----	---------

Did Not Start - Run-3 (1)

5	21196	2001	U21	URQUHART Colm	HEM	14.63	* 14.51	DNS
---	-------	------	-----	---------------	-----	-------	---------	-----

ERSA Senior/Masters 1 Ladies

1	14	22943	1999	SM1 (1)	BLYTH Charlotte	HEM	16.48	* 16.22	* 16.03	32.25		63.21
2	69		1998	SM1 (2)	LAMB Annabelle	NOR	18.81	* 18.09	* 17.60	35.69	3.44	147.82
3	73		1987	SM1 (3)	WEIR Suzanne	NOR	19.71	* 19.33	* 18.70	38.03	5.78	205.37
4	75		1999	SM1 (4)	PEPPERELL Gabriella	NOR	24.21	* 24.20	* 23.85	48.05	15.80	451.82

ERSA Senior/Masters 1 Men

1	2	23185	2000	SM1 (1)	STEWARD Oliver	NOR	13.99	* 13.76	* 13.67	27.43		21.08
2	89		1999	SM1 (2)	HOLMES Thomas	NOR	14.14	* 13.86	* 13.89	27.75	0.32	29.85
3	34	20126	2000	SM1 (3)	THOMPSON Connor	VIK	15.17	* 14.78	* 14.72	29.50	2.07	77.76
4	80		1991	SM1 (4)	WRIGHT Craig	VIK	15.87	* 15.45	* 15.12	30.57	3.14	107.06
5	60		1998	SM1 (5)	SYDER James	NOR	17.34	* 16.83	* 17.04	33.87	6.44	197.42
6	45		1993	SM1 (6)	STOREY Charlie	NOR	20.22	* 19.11	* 19.24	38.35	10.92	320.09

Disqualified - Run-3 (1)

35	21723	2000	SM1	HOWE Charlie	NOR	14.12	* 13.84	DSQ
----	-------	------	-----	--------------	-----	-------	---------	-----

ERSA Masters 2 Men

1	26		1978	MA2 (1)	GREEN Alexander	VIK	14.81	* 14.31	* 14.57	28.88		60.79
2	21		1975	MA2 (2)	WATSON Nick	NOR	* 16.37	DNF	* 16.29	32.66	3.78	164.29
3	72		1978	MA2 (3)	TRICKER Paul	NOR	17.47	* 17.18	* 17.33	34.51	5.63	214.95
4	78	21942	1972	MA2 (4)	LINCOLN Piers	NOR	18.94	* 18.83	* 18.25	37.08	8.20	285.32
5	76		1975	MA2 (5)	FISKE Richard	NOR	19.09	* 18.75	* 18.68	37.43	8.55	294.90
6	74		1979	MA2 (6)	SKINNER Ben	VIK	22.86	* 21.61	* 23.36	44.97	16.09	501.36

Did Not Finish - Run-2 (1)

21			1975	MA2	WATSON Nick	NOR	* 16.37	DNF	* 16.29
----	--	--	------	-----	-------------	-----	---------	-----	---------

EASTERN REGION SNOWSPORTS ASSOCIATION 2021

Team Evolution Summer League

Norfolk - Special Slalom - Women & Men

ERSA Summer League - Final Ranking

Rank	Bib.	RegNo	Year	Cat (Rank)	Name	====	Club	Run-1	Run-2	Run-3	Time	Gap	Points
------	------	-------	------	------------	------	------	------	-------	-------	-------	------	-----	--------

==== ERSA Masters 3 Ladies ==

1	24	14159	1970	MA3 (1)	ANDERSON Beverley		VIK	* 17.47	17.50	* 17.28	34.75		124.70
2	27	20742	1971	MA3 (2)	SAMPSON Melissa		NOR	18.36	* 18.19	* 17.63	35.82	1.07	151.02

Did Not Start - Run-1 (1)

	39	25953	1970	MA3	HARRISON Anna		HEM	DNS	DNS	DNS			
--	----	-------	------	-----	---------------	---	-----	-----	-----	-----	--	--	--

Did Not Start - Run-2 (1)

	39	25953	1970	MA3	HARRISON Anna		HEM	DNS	DNS	DNS			
--	----	-------	------	-----	---------------	---	-----	-----	-----	-----	--	--	--

Did Not Start - Run-3 (1)

	39	25953	1970	MA3	HARRISON Anna		HEM	DNS	DNS	DNS			
--	----	-------	------	-----	---------------	---	-----	-----	-----	-----	--	--	--

==== ERSA Masters 3 Men ==

1	87		1966	MA3 (1)	HOLMES Peter		NOR	17.61	* 16.55	* 16.23	32.78		167.58
2	47	26233	1970	MA3 (2)	HARDEN Edgar		NOR	17.41	* 16.96	* 16.92	33.88	1.10	197.70
3	30	18665	1967	MA3 (3)	SYDER Mark		NOR	17.65	* 16.88	* 17.01	33.89	1.11	197.97
4	17	24084	1967	MA3 (4)	KING Alistair		HEM	17.02	* 16.93	* 17.04	33.97	1.19	200.16
5	54		1968	MA3 (5)	BARTLETT James		NOR	* 19.18	19.53	* 19.16	38.34	5.56	319.82
6	77		1966	MA3 (6)	GARRETT Mike		NOR	20.69	* 19.67	* 19.11	38.78	6.00	331.87
7	62		1967	MA3 (7)	PAGE-BROWNE Simon		WGC	* 21.27	28.26	* 25.09	46.36	13.58	539.42

==== ERSA Masters 4 Men ==

1	46	10372	1959	MA4 (1)	ANDERSON Christopher		VIK	19.13	* 18.57	* 18.87	37.44		295.18
2	64		1951	MA4 (2)	COOPER Douglas		NOR	* 23.15	23.31	* 22.77	45.92	8.48	527.37

EASTERN REGION SNOWSPORTS ASSOCIATION 2019

Team Evolution Summer League

Norfolk - Special Slalom - Women & Men

ERSA Summer League - Final Ranking

Rank	Bib.	RegNo	Year	Cat (Rank)	Name	Club	Run-1	Run-2	Run-3	Time	Gap	Points
------	------	-------	------	------------	------	------	-------	-------	-------	------	-----	--------

==ERSA Woman ==

1	13	45540	2005	U18 (1)	WINTER Scarlett	HEM	* 14.91	14.98	* 14.77	29.68		0.00
2	15	23246	2003	U21 (1)	WARNE Charlotte	HEM	15.15	* 14.84	* 14.88	29.72	0.04	0.98
3	38	24065	2005	U18 (2)	LINCOLN Isabel	NOR	15.32	* 14.60	* 15.13	29.73	0.05	1.23
4	36	20337	2001	U21 (2)	SKIPPER Megan	NOR	* 15.01	DSQ	* 14.84	29.85	0.17	4.18
5	11	24891	2004	U18 (3)	VENABLES Felicity	VIK	* 14.91	15.30	* 15.19	30.10	0.42	10.33
6	41	25541	2009	U14 (1)	WELSH Madeleine	VIK	15.24	* 15.19	* 14.95	30.14	0.46	11.31
7	70	24207	2004	U18 (4)	GLADIN Amber	SMK	15.56	* 15.25	* 15.51	30.76	1.08	26.56
8	82	37284	2006	U16 (1)	GREEN Axel Rose	NOR	16.34	* 15.37	* 15.70	31.07	1.39	34.19
9	4	22937	2005	U18 (5)	ALEY Lauren	HEM	16.41	* 15.68	* 15.92	31.60	1.92	47.22
10	43		2007	U16 (2)	HIGGS Eira-Mia	ESX	* 15.92	16.14	* 15.75	31.67	1.99	48.95
11	20	26498	2009	U14 (2)	WATSON Antonia	NOR	16.30	* 15.96	* 15.97	31.93	2.25	55.34
12	42	26047	2007	U16 (3)	MONTGOMERY Isobel	NOR	16.34	* 16.06	* 15.93	31.99	2.31	56.82
13	18	26015	2007	U16 (4)	GIBBS Heidi	NOR	16.84	* 16.09	* 16.14	32.23	2.55	62.72
14	14	22943	1999	SM1 (1)	BLYTH Charlotte	HEM	16.48	* 16.22	* 16.03	32.25	2.57	63.21
15	23	26063	2007	U16 (5)	KINGE Lucy	NOR	* 16.37	16.71	* 16.45	32.82	3.14	77.23
16	24	14159	1970	MA3 (1)	ANDERSON Beverley	VIK	* 17.47	17.50	* 17.28	34.75	5.07	124.70
17	25	24697	2007	U16 (6)	LINCOLN Imogen	NOR	17.65	* 17.61	* 17.63	35.24	5.56	136.75
18	86	24223	2008	U14 (3)	HARDEN Mirabelle	NOR	* 17.58	DNF	* 17.69	35.27	5.59	137.49
19	69		1998	SM1 (2)	LAMB Annabelle	NOR	18.81	* 18.09	* 17.60	35.69	6.01	147.82
20	27	20742	1971	MA3 (2)	SAMPSON Melissa	NOR	18.36	* 18.19	* 17.63	35.82	6.14	151.02
21	49		2006	U16 (7)	GOULD Eleanor	ESX	* 18.67	DNF	* 17.61	36.28	6.60	162.33
22	44		2006	U16 (8)	RICH Hetti	NOR	19.98	* 19.05	* 18.40	37.45	7.77	191.11
23	73		1987	SM1 (3)	WEIR Suzanne	NOR	19.71	* 19.33	* 18.70	38.03	8.35	205.37
24	33		2003	U21 (3)	PEARSON Josephine	WGC	19.75	* 19.21	* 19.01	38.22	8.54	210.05
25	31		2007	U16 (9)	COZENS Zoe	NOR	19.74	* 19.46	* 19.07	38.53	8.85	217.67
26	67		2005	U18 (6)	TURBIN Harriet	ESX	22.07	* 20.49	* 20.43	40.92	11.24	276.46
27	68	23389	2005	U18 (7)	SAUNDERS Mackenzi	VIK	21.13	* 20.67	* 20.85	41.52	11.84	291.21
28	88		2006	U16 (10)	DONNELLY Freya	ESX	* 23.91	DNF	* 18.21	42.12	12.44	305.97
29	58		2003	U21 (4)	CUTHBERT Tia	VIK	22.68	* 21.67	* 21.83	43.50	13.82	339.91
30	75		1999	SM1 (4)	PEPPERELL Gabriella	NOR	24.21	* 24.20	* 23.85	48.05	18.37	451.82
31	51	102708	2009	U14 (4)	HARDY Keira	ESX	* 17.32	17.48	* 38.81	56.13	26.45	650.56

Did Not Start - Run-1 (4)

6	25685	2006	U16	FLITTON Zoe	HEM	DNF	DNF	DNF			
39	25953	1970	MA3	HARRISON Anna	HEM	DNF	DNF	DNF			

EASTERN REGION SNOWSPORTS ASSOCIATION 2019

Team Evolution Summer League

Norfolk - Special Slalom - Women & Men

ERSA Summer League - Final Ranking

Rank	Bib.	RegNo	Year	Cat (Rank)	Name	Club	Run-1	Run-2	Run-3	Time	Gap	Points
	61	26766	2006	U16	JEFFERY Emily	ESX	DNS	DNS	DNS			
	63	24074	2004	U18	MERRIGAN Elizabeth	VIK	DNS	DNS	DNS			

Did Not Start - Run-2 (4)

	6	25685	2006	U16	FLITTON Zoe	HEM	DNS	DNS	DNS			
	39	25953	1970	MA3	HARRISON Anna	HEM	DNS	DNS	DNS			
	61	26766	2006	U16	JEFFERY Emily	ESX	DNS	DNS	DNS			
	63	24074	2004	U18	MERRIGAN Elizabeth	VIK	DNS	DNS	DNS			

Did Not Finish - Run-2 (3)

	49		2006	U16	GOULD Eleanor	ESX	* 18.67	DNF	* 17.61			
	86	24223	2008	U14	HARDEN Mirabelle	NOR	* 17.58	DNF	* 17.69			
	88		2006	U16	DONNELLY Freya	ESX	* 23.91	DNF	* 18.21			

Disqualified - Run-2 (1)

	36	20337	2001	U21	SKIPPER Megan	NOR	* 15.01	DSQ	* 14.84			
--	----	-------	------	-----	----------------------	-----	---------	-----	---------	--	--	--

Did Not Start - Run-3 (4)

	6	25685	2006	U16	FLITTON Zoe	HEM	DNS	DNS	DNS			
	39	25953	1970	MA3	HARRISON Anna	HEM	DNS	DNS	DNS			
	61	26766	2006	U16	JEFFERY Emily	ESX	DNS	DNS	DNS			
	63	24074	2004	U18	MERRIGAN Elizabeth	VIK	DNS	DNS	DNS			

Disqualified - Run-3 (1)

	66		2004	U18	COOPER Isabelle	ESX	19.11	* 19.09	DSQ			
--	----	--	------	-----	------------------------	-----	-------	---------	-----	--	--	--

== ERSa Men ==

1	22	20884	2003	U21 (1)	THOMPSON Joseph	NOR	13.23	* 13.23	* 13.43	26.66		0.00
2	3	24227	2006	U16 (1)	HADINGHAM Alex	NOR	13.84	* 13.77	* 13.51	27.28	0.62	16.98
3	2	23185	2000	SM1 (1)	STEWART Oliver	NOR	13.99	* 13.76	* 13.67	27.43	0.77	21.08
4	89		1999	SM1 (2)	HOLMES Thomas	NOR	14.14	* 13.86	* 13.89	27.75	1.09	29.85
5	83	23350	2002	U21 (2)	GOMEZ CLARKE Jamie	NOR	14.77	* 14.18	* 14.08	28.26	1.60	43.81
6	26		1978	MA2 (1)	GREEN Alexander	VIK	14.81	* 14.31	* 14.57	28.88	2.22	60.79
7	10	22164	2001	U21 (3)	LONGSTAFF Michael	WGC	14.74	* 14.54	* 14.71	29.25	2.59	70.92
8	34	20126	2000	SM1 (3)	THOMPSON Connor	VIK	15.17	* 14.78	* 14.72	29.50	2.84	77.76
8	8	26497	2007	U16 (2)	WATSON Toby	NOR	15.21	* 14.71	* 14.79	29.50	2.84	77.76
10	9	25057	2003	U21 (4)	ALGER James	NOR	14.83	* 14.65	* 14.88	29.53	2.87	78.59
11	1	20264	2003	U21 (5)	REIDY Thomas	HEM	15.32	* 15.14	* 15.08	30.22	3.56	97.48
12	37	25556	2007	U16 (3)	SAUNDERS Rhys	ESX	* 15.33	DNF	* 15.05	30.38	3.72	101.86
13	7	37855	2003	U21 (6)	TURNER Alfie	HEM	* 15.35	DSQ	* 15.09	30.44	3.78	103.50
14	50		2005	U18 (1)	THOMSON Kai	VIK	15.88	* 15.26	* 15.24	30.50	3.84	105.15
15	80		1991	SM1 (4)	WRIGHT Craig	VIK	15.87	* 15.45	* 15.12	30.57	3.91	107.06
16	52		2002	U21 (7)	MERAJ Luan	NOR	16.20	* 15.51	* 15.52	31.03	4.37	119.66
17	12		2006	U16 (4)	COZENS Samual	NOR	DNF	* 15.79	* 15.26	31.05	4.39	120.21
18	19	102774	2008	U14 (1)	SNELLING George	NOR	* 15.57	DNF	* 15.81	31.38	4.72	129.24
19	32	102778	2009	U14 (2)	SNELLING Rufus	NOR	16.50	* 15.95	* 16.19	32.14	5.48	150.05
20	84	24959	2009	U14 (3)	ADKINS Harrison	SMK	* 16.66	DNF	* 15.95	32.61	5.95	162.92
21	21		1975	MA2 (2)	WATSON Nick	NOR	* 16.37	DNF	* 16.29	32.66	6.00	164.29
22	87		1966	MA3 (1)	HOLMES Peter	NOR	17.61	* 16.55	* 16.23	32.78	6.12	167.58

EASTERN REGION SNOWSPORTS ASSOCIATION 2019

Team Evolution Summer League

Norfolk - Special Slalom - Women & Men




ERSA Summer League - Final Ranking

Rank	Bib.	RegNo	Year	Cat (Rank)	Name	====	Club	Run-1	Run-2	Run-3	Time	Gap	Points
23	56		2007	U16 (5)	MACKAY Tristan		NOR	17.02	* 16.62	* 16.78	33.40	6.74	184.55
24	60		1998	SM1 (5)	SYDER James		NOR	17.34	* 16.83	* 17.04	33.87	7.21	197.42
25	47	26233	1970	MA3 (2)	HARDEN Edgar		NOR	17.41	* 16.96	* 16.92	33.88	7.22	197.70
26	30	18665	1967	MA3 (3)	SYDER Mark		NOR	17.65	* 16.88	* 17.01	33.89	7.23	197.97
27	17	24084	1967	MA3 (4)	KING Alistair		HEM	17.02	* 16.93	* 17.04	33.97	7.31	200.16
28	28		2009	U14 (4)	HARTNELL Sonny		NOR	* 17.13	22.89	* 16.93	34.06	7.40	202.63
29	16	26562	2007	U16 (6)	GODLEY Benedict		WGC	16.98	* 16.77	* 17.44	34.21	7.55	206.73
30	72		1978	MA2 (3)	TRICKER Paul		NOR	17.47	* 17.18	* 17.33	34.51	7.85	214.95
31	71	25817	2006	U16 (7)	BROWN Connor		ESX	* 17.69	DNF	* 17.34	35.03	8.37	229.19
32	40		2009	U14 (5)	WARD Marley		NOR	17.21	* 17.21	* 17.93	35.14	8.48	232.20
33	59	25818	2007	U16 (8)	BROWN Aidan		ESX	18.63	* 17.66	* 18.05	35.71	9.05	247.81
34	53		2008	U14 (6)	BARTLETT Tom		NOR	18.11	* 17.82	* 17.91	35.73	9.07	248.35
35	55		2007	U16 (9)	SIMONS Ricky		NOR	DNF	* 18.18	* 18.31	36.49	9.83	269.16
36	57		2005	U18 (2)	PAGE-BROWNE Adam		WGC	18.71	* 18.67	* 18.13	36.80	10.14	277.65
37	81		2001	U21 (8)	CLUBB Benjamin		SMK	20.17	* 19.60	* 17.30	36.90	10.24	280.39
38	78	21942	1972	MA2 (4)	LINCOLN Piers		NOR	18.94	* 18.83	* 18.25	37.08	10.42	285.32
39	76		1975	MA2 (5)	FISKE Richard		NOR	19.09	* 18.75	* 18.68	37.43	10.77	294.90
40	46	10372	1959	MA4 (1)	ANDERSON Christopher		VIK	19.13	* 18.57	* 18.87	37.44	10.78	295.18
41	54		1968	MA3 (5)	BARTLETT James		NOR	* 19.18	19.53	* 19.16	38.34	11.68	319.82
42	45		1993	SM1 (6)	STOREY Charlie		NOR	20.22	* 19.11	* 19.24	38.35	11.69	320.09
43	77		1966	MA3 (6)	GARRETT Mike		NOR	20.69	* 19.67	* 19.11	38.78	12.12	331.87
44	65		2009	U14 (7)	CROFT Harry		NOR	* 19.65	20.00	* 19.15	38.80	12.14	332.42
45	74		1979	MA2 (6)	SKINNER Ben		VIK	22.86	* 21.61	* 23.36	44.97	18.31	501.36
46	64		1951	MA4 (2)	COOPER Douglas		NOR	* 23.15	23.31	* 22.77	45.92	19.26	527.37
47	62		1967	MA3 (7)	PAGE-BROWNE Simon		WGC	* 21.27	28.26	* 25.09	46.36	19.70	539.42
48	79		2009	U14 (8)	DAMEN Johannes		VIK	* 19.77	DNF	* 36.49	56.26	29.60	810.50
49	29	26012	2005	U18 (3)	MONTGOMERY Fredrick		NOR	DNF	* 41.21	* 15.18	56.39	29.73	814.06

Did Not Start - Run-1 (1)

85		2005	U18	SHELLEY Jack		VIK	DNS	DNS	DNS
----	--	------	-----	--------------	---	-----	-----	-----	-----

Did Not Finish - Run-1 (3)

12		2006	U16	COZENS Samual		NOR	DNF	* 15.79	* 15.26
29	26012	2005	U18	MONTGOMERY Fredrick		NOR	DNF	* 41.21	* 15.18
55		2007	U16	SIMONS Ricky		NOR	DNF	* 18.18	* 18.31

Disqualified - Run-1 (1)

48		2009	U14	WILSON Thomas		NOR	DSQ	* 18.11	DNF
----	--	------	-----	---------------	---	-----	-----	---------	-----

Did Not Start - Run-2 (1)

85		2005	U18	SHELLEY Jack		VIK	DNS	DNS	DNS
----	--	------	-----	--------------	---	-----	-----	-----	-----

Did Not Finish - Run-2 (6)

19	102774	2008	U14	SNELLING George		NOR	* 15.57	DNF	* 15.81
21		1975	MA2	WATSON Nick		NOR	* 16.37	DNF	* 16.29
37	25556	2007	U16	SAUNDERS Rhys		ESX	* 15.33	DNF	* 15.05
71	25817	2006	U16	BROWN Connor		ESX	* 17.69	DNF	* 17.34
79		2009	U14	DAMEN Johannes		VIK	* 19.77	DNF	* 36.49
84	24959	2009	U14	ADKINS Harrison		SMK	* 16.66	DNF	* 15.95

Disqualified - Run-2 (1)

7	37855	2003	U21	TURNER Alfie		HEM	* 15.35	DSQ	* 15.09
---	-------	------	-----	--------------	---	-----	---------	-----	---------

EASTERN REGION SNOWSPORTS ASSOCIATION 2019**Team Evolution Summer League****Norfolk - Special Slalom - Women & Men****ERSA Summer League - Final Ranking**











<i>Rank</i>	<i>Bib.</i>	<i>RegNo</i>	<i>Year</i>	<i>Cat (Rank)</i>	<i>Name</i>		<i>Club</i>	<i>Run-1</i>	<i>Run-2</i>	<i>Run-3</i>	<i>Time</i>	<i>Gap</i>	<i>Points</i>
Did Not Start - Run-3 (2)													
	5	21196	2001	U21	URQUHART Colm		HEM	14.63	* 14.51	DNS			
	85		2005	U18	SHELLEY Jack		VIK	DNS	DNS	DNS			
Did Not Finish - Run-3 (1)													
	48		2009	U14	WILSON Thomas		NOR	DSQ	* 18.11	DNF			
Disqualified - Run-3 (1)													
	35	21723	2000	SM1	HOWE Charlie		NOR	14.12	* 13.84	DSQ			

EASTERN REGION SNOWSPORTS ASSOCIATION 2021






Team Evolution Summer League

Norfolk - Special Slalom - Women & Men

Penalty calculation - Women

Rank	Bib.	RegNo	Name	Year	====	Points	Best 5	Race points
Best 10 at finish								
1	13	45540	WINTER Scarlett	2005		210.07	210.07	0.00
2	15	23246	WARNE Charlotte	2003		171.66	171.66	0.98
3	38	24065	LINCOLN Isabel	2005		532.12	-	-
4	36	20337	SKIPPER Megan	2001		501.03	500.00	4.18
5	11	24891	VENABLES Felicity	2004		288.28	288.28	10.33
6	41	25541	WELSH Madeleine	2009		560.54	-	-
7	70	24207	GLADIN Amber	2004		1073.29	-	-
8	82	37284	GREEN Axel Rose	2006		1052.52	-	-
9	4	22937	ALEY Lauren	2005		232.03	232.03	47.22
10	43		HIGGS Eira-Mia	2007		564.70	-	-

Best 5 at start

2	15	23246	WARNE Charlotte	2003		171.66		
1	13	45540	WINTER Scarlett	2005		210.07		
9	4	22937	ALEY Lauren	2005		232.03		
14	14	22943	BLYTH Charlotte	1999		249.18		
5	11	24891	VENABLES Felicity	2004		288.28		

(DNF: Did Not Finish, DSQ: Disqualified)

TOTAL

(B) List points of best 5 at start	1151.22	
(A) List points of the best 5 to finish in top 10		1402.04
(C) Race points of corresponding competitors		62.71

Calculated penalty (A + B - C) = 249.55 / 10	249.06
Correction value (Z)	0.00
Category adder	0.00
Applied penalty	249.06

Technical Delegate

EASTERN REGION SNOWSPORTS ASSOCIATION 2021




Team Evolution Summer League

Norfolk - Special Slalom - Women & Men

Penalty calculation - Men

Rank	Bib.	RegNo	Name	Year	====	Points	Best 5	Race points
Best 10 at finish								
1	22	20884	THOMPSON Joseph	2003		394.48	-	-
2	3	24227	HADINGHAM Alex	2006		241.57	241.57	16.98
3	2	23185	STEWART Oliver	2000		254.00	254.00	21.08
4	89		HOLMES Thomas	1999		-,--	-	-
5	83	23350	GOMEZ CLARKE Jamie	2002		-,--	-	-
6	26		GREEN Alexander	1978		428.73	-	-
7	10	22164	LONGSTAFF Michael	2001		202.09	202.09	70.92
8	34	20126	THOMPSON Connor	2000		486.98	-	-
8	8	26497	WATSON Toby	2007		286.18	286.18	77.76
10	9	25057	ALGER James	2003		308.84	308.84	78.59

Best 5 at start

13	7	37855	TURNER Alfie	2003		197.70		
7	10	22164	LONGSTAFF Michael	2001		202.09		
	5	21196	URQUHART Colm	2001		219.64		
11	1	20264	REIDY Thomas	2003		221.83		
2	3	24227	HADINGHAM Alex	2006		241.57		

(DNF: Did Not Finish, DSQ: Disqualified)

TOTAL

(B) List points of best 5 at start	1082.83	
(A) List points of the best 5 to finish in top 10		1292.68
(C) Race points of corresponding competitors		265.33

Calculated penalty (A + B - C) = 2110.18 / 10	211.02
Correction value (Z)	0.00
Category adder	0.00
Applied penalty	211.02

Technical Delegate