

# ERSA Schools Championship Event 2023

## Supported by Snowsport England




























Special Slalom

=== Juniors ===

ERSA Schools - Age Group Results

Rank	Bib.	Sch. Yr	Cat	Name	====	School	Team	Run 1	Run 2	Time
------	------	---------	-----	------	------	--------	------	-------	-------	------

=== ERSAs Schools U10 / Girls ===

1	50	3	U10	PARKER Harriet		Rolph CoE Sch.		18.89	* 18.55	<b>18.55</b>
2	141	3	U10	ALSTON Isabella		Town Close Sch.	B	22.97	* 22.26	<b>22.26</b>
3	2	4	U10	SZAKOLA Karolina		Abbots Hill	A	33.37	* 22.67	<b>22.67</b>
4	55	3	U10	EDWARD Ellie		St Albans High Girls-Prep	A	23.98	* 23.49	<b>23.49</b>
5	119	2	U10	BUCKLEE Madeleine		Barnby and North Cove		* 25.07	26.34	<b>25.07</b>
6	20	4	U10	FAGG Emilia		Finborough Sch.		25.71	* 25.20	<b>25.20</b>
7	149	4	U10	MOREY Samantha		St Michael's Sch.	C	27.01	* 26.30	<b>26.30</b>
8	131	4	U10	SMITH Lauren		St Michael's Sch.	C	* 26.58	27.06	<b>26.58</b>
9	75	3	U10	SHAH Alysa		New Hall Sch.	E	* 26.71	27.43	<b>26.71</b>
10	146	3	U10	SINGLE Freya		Littlegarth	D	* 26.77	30.66	<b>26.77</b>
11	52	3	U10	BROWN Annabelle		Rolph CoE Sch.		29.35	* 27.14	<b>27.14</b>
12	112	3	U10	CABLE Alice		Littlegarth	C	* 27.68	28.40	<b>27.68</b>
13	42	4	U10	SAVORY Coco		Blofield Primary Sch.	B	27.77	* 27.73	<b>27.73</b>
14	113	4	U10	DURANCE Clara		Littlegarth	C	31.52	* 28.00	<b>28.00</b>
15	56	3	U10	BROWN Harriet		St Albans High Girls-Prep	A	DNF	* 28.59	<b>28.59</b>
16	114	3	U10	FLETCHER Iris		Littlegarth	C	* 28.76	29.57	<b>28.76</b>
17	147	2	U10	BRENNAN Belle		Littlegarth	D	* 29.19	30.90	<b>29.19</b>
18	132	4	U10	GLYNN Iris		St Michael's Sch.	C	31.91	* 30.01	<b>30.01</b>
19	133	4	U10	SMITH Darcy		St Michael's Sch.	D	30.86	* 30.16	<b>30.16</b>
20	150	4	U10	VENKAT Lilia		St Michael's Sch.	D	* 31.62	38.61	<b>31.62</b>
21	85	4	U10	ROBERTS Lillian		Ipswich High Sch.	B	* 31.87	DSQ	<b>31.87</b>
22	84	3	U10	POTTER Tabitha		Ipswich High Sch.	B	DSQ	* 33.49	<b>33.49</b>
23	107	4	U10	MARTIN Ruby		Stratford St Mary Sch.	A	* 35.67	42.89	<b>35.67</b>
24	137	3	U10	ROBINSON Ruby		Stratford St Mary Sch.	B	36.91	* 35.78	<b>35.78</b>
25	148	3	U10	BELLAMY Amelie		Littlegarth	D	DSQ	* 37.14	<b>37.14</b>
26	72	4	U10	BISSON Delphine		Orwell Park Sch.	B	DNF	* 37.70	<b>37.70</b>
27	152	2	U10	CUNNINGHAM Lily		St Michael's Sch.	D	44.72	* 39.05	<b>39.05</b>
28	135	4	U10	MARSHALL Emily		Stratford St Mary Sch.	B	DSQ	* 45.01	<b>45.01</b>

Did Not Start - Run 1 (3)

	97	4	U10	BARTON Coco		Norwich Sch.				
	115	3	U10	FLOYD Ella		Littlegarth	C			
	129	4	U10	HUANG Angelina		St Albans High Girls-Prep	B			

Did Not Finish - Run 1 (2)

	56	3	U10	BROWN Harriet		St Albans High Girls-Prep	A		* 28.59	
--	----	---	-----	---------------	---	---------------------------	---	--	---------	--

# ERSA Schools Championship Event 2023

Supported by Snowsport England

Special Slalom

=== Juniors ===

ERSA Schools - Age Group Results

Rank	Bib.	Sch. Yr	Cat	Name	====	School	Team	Run 1	Run 2	Time
	72	4	U10	BISSON Delphine		Orwell Park Sch.	B		* 37.70	

Disqualified - Run 1 (3)

	84	3	U10	POTTER Tabitha		Ipswich High Sch.	B		* 33.49	
	135	4	U10	MARSHALL Emily		Stratford St Mary Sch.	B		* 45.01	
	148	3	U10	BELLAMY Amelie		Littlegarth	D		* 37.14	

































Did Not Start - Run 2 (3)

	97	4	U10	BARTON Coco		Norwich Sch.				
	115	3	U10	FLOYD Ella		Littlegarth	C			
	129	4	U10	HUANG Angelina		St Albans High Girls-Prep	B			

Disqualified - Run 2 (1)

	85	4	U10	ROBERTS Lillian		Ipswich High Sch.	B	* 31.87		
--	----	---	-----	-----------------	---	-------------------	---	---------	--	--

## === ERSA Schools U10 / Boys ===

1	26	4	U10	HALE Henry		Morley Primary Sch.		* 19.03	19.45	<b>19.03</b>
2	43	3	U10	POP Ianis		Norwich Sch.	B	* 19.13	19.89	<b>19.13</b>
3	118	4	U10	DRUMMOND Lawrence		Ipswich Prep Sch.	A	* 19.48	20.16	<b>19.48</b>
4	36	3	U10	MCPHAIL Harry		New Hall Sch.	A	DSQ	* 20.13	<b>20.13</b>
5	38	3	U10	SUEN Kai		New Hall Sch.	A	DSQ	* 20.25	<b>20.25</b>
6	123	4	U10	ISSOTT James		Aldwickbury Sch.	B	22.81	* 20.74	<b>20.74</b>
7	125	4	U10	PROCTER Luke		Aldwickbury Sch.	B	22.75	* 22.45	<b>22.45</b>
8	35	4	U10	HOLDEN Alex		New Hall Sch.	A	25.47	* 22.65	<b>22.65</b>
9	140	3	U10	MENZIES Rupert		Town Close Sch.	B	23.90	* 23.11	<b>23.11</b>
10	134	2	U10	WALKER Felix		St Peter/Paul Primary Sch.		* 24.26	24.43	<b>24.26</b>
11	124	3	U10	OXLEY William		Aldwickbury Sch.	B	25.10	* 24.27	<b>24.27</b>
12	121	3	U10	PROCTOR Arthur		Aldwickbury Sch.	A	* 24.97	26.04	<b>24.97</b>
13	79	4	U10	MCLEAN Isaac		Littlegarth	E	* 25.14	26.29	<b>25.14</b>
13	78	4	U10	KNOWLAND Max		Littlegarth	E	25.48	* 25.14	<b>25.14</b>
15	139	3	U10	YATES Arthur		Town Close Sch.	B	* 25.30	25.36	<b>25.30</b>
16	111	4	U10	WILSON Joshua		New Hall Sch.	D	26.34	* 25.32	<b>25.32</b>
17	138	3	U10	ROBINSON Beaumont		Town Close Sch.	B	26.33	* 25.81	<b>25.81</b>
18	80	4	U10	GALLAGHER Rupert		Littlegarth	E	26.46	* 26.22	<b>26.22</b>
19	39	3	U10	BUCKLEY Paudi		Blofield Primary Sch.	B	35.24	* 26.51	<b>26.51</b>
20	37	3	U10	SHUBROOK Elliot		New Hall Sch.	A	* 26.64	27.75	<b>26.64</b>
21	122	4	U10	ROBERTS Henry		Aldwickbury Sch.	B	36.90	* 26.93	<b>26.93</b>
22	73	4	U10	WALKER Matthew		Orwell Park Sch.	B	* 27.57	27.95	<b>27.57</b>
23	143	2	U10	SHAH Austin		New Hall Sch.	B	* 29.22	DSQ	<b>29.22</b>
24	74	3	U10	HOLMES Logan		New Hall Sch.	B	DSQ	* 29.84	<b>29.84</b>
25	76	4	U10	FORD Seth		New Hall Sch.	B	30.50	* 30.22	<b>30.22</b>
26	77	3	U10	WILSON Kit		New Hall Sch.	B	36.97	* 30.38	<b>30.38</b>
27	70	4	U10	WOOD Oscar		Orwell Park Sch.	B	* 30.65	32.71	<b>30.65</b>
28	81	3	U10	WANG Noah		Littlegarth	E	* 33.75	51.39	<b>33.75</b>
29	83	4	U10	BRYCE William		Ipswich High Sch.	B	35.59	* 34.91	<b>34.91</b>
30	151	3	U10	MANLEY Oliver		St Michael's Sch.	D	41.48	* 37.16	<b>37.16</b>
31	106	4	U10	DAINTY Finley		Stratford St Mary Sch.	A	39.08	* 37.20	<b>37.20</b>
32	51	4	U10	COCHRANE Joshua		Rolph CoE Sch.		* 38.82	1:09.73	<b>38.82</b>

# ERSA Schools Championship Event 2023

Supported by Snowsport England

Special Slalom

=== Juniors ===





ERSA Schools - Age Group Results

Rank	Bib.	Sch. Yr	Cat	Name	=====	School	Team	Run 1	Run 2	Time
------	------	---------	-----	------	-------	--------	------	-------	-------	------




### Did Not Start - Run 1 (3)

	34	3	U10	SMITHYES Jacob		New Hall Sch.	B			
	40	3	U10	MYHILL Theo		Blofield Primary Sch.	B			
	41	4	U10	RICHARDSON Max		Blofield Primary Sch.	B			

### Disqualified - Run 1 (4)

	36	3	U10	MCPHAIL Harry		New Hall Sch.	A			* 20.13
	38	3	U10	SUEN Kai		New Hall Sch.	A			* 20.25
	71	2	U10	WOOD Orlando		Orwell Park Sch.	B			
	74	3	U10	HOLMES Logan		New Hall Sch.	B			* 29.84















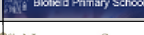












### Did Not Start - Run 2 (3)

	34	3	U10	SMITHYES Jacob		New Hall Sch.	B			
	40	3	U10	MYHILL Theo		Blofield Primary Sch.	B			
	41	4	U10	RICHARDSON Max		Blofield Primary Sch.	B			

### Disqualified - Run 2 (2)

	71	2	U10	WOOD Orlando		Orwell Park Sch.	B			
	143	2	U10	SHAH Austin		New Hall Sch.	B			* 29.22

## === ERSA Schools U12 / Girls ===

1	13	5	U12	CHEONGVEE Betsy		Blofield Primary Sch.	A	* 14.94	15.68	<b>14.94</b>
2	1	6	U12	SHELOFF Ava		Abbots Hill	A	16.81	* 16.55	<b>16.55</b>
3	92	6	U12	ANDERSON Esme		Risby Primary Sch.		17.67	* 17.12	<b>17.12</b>
4	31	5	U12	LAVERS-GRAFTON Georgina		Mulbarton Primary Sch.		* 17.59	17.70	<b>17.59</b>
5	44	6	U12	BLAKE Dolcie		Beehive Lane Primary Sch.		DSQ	* 17.61	<b>17.61</b>
6	19	5	U12	GREEN Sofia		Britannia Primary Sch.		* 17.99	18.65	<b>17.99</b>
7	117	5	U12	ABREY Kitty		Ipswich Prep Sch.	A	19.04	* 18.78	<b>18.78</b>
8	4	5	U12	SRIVASTAVA Sia		Abbots Hill	A	19.26	* 18.96	<b>18.96</b>
9	153	6	U12	COUDENHOVE-KALERGI Xenia		Thomas's Battersea	B	19.15	* 18.99	<b>18.99</b>
10	3	5	U12	BAIN Jenny		Abbots Hill	A	* 19.73	20.48	<b>19.73</b>
11	87	6	U12	PRATT Scarlett		Brentwood Sch.		* 20.26	21.17	<b>20.26</b>
12	93	5	U12	HOOPER TURBIN Eugenie		Bournes Green Sch.		20.55	* 20.37	<b>20.37</b>
13	94	5	U12	BREW Rosie		Norwich Sch.	B	22.28	* 21.17	<b>21.17</b>
14	11	6	U12	WILSON Caitlin		Blofield Primary Sch.	A	22.18	* 21.53	<b>21.53</b>
15	12	6	U12	BUCKLEY Molly		Blofield Primary Sch.	A	* 21.65	22.00	<b>21.65</b>
16	95	6	U12	SINGH Issy		Norwich Sch.	B	* 22.25	23.10	<b>22.25</b>
17	5	6	U12	FRASER Isabelle		Abbots Hill		23.17	* 22.91	<b>22.91</b>
18	27	6	U12	BRYCE Annabel		Ipswich High Sch.	A	24.36	* 23.18	<b>23.18</b>
19	53	6	U12	TIERNEY Rose		St Albans High Girls-Prep	A	23.79	* 23.78	<b>23.78</b>
20	142	6	U12	RATE Lottie		New Hall Sch.	E	27.74	* 23.82	<b>23.82</b>
21	29	6	U12	HICKS Lara		Ipswich High Sch.	A	DSQ	* 23.99	<b>23.99</b>
22	24	6	U12	BROWN Elizabeth		Maple Primary Sch.		* 24.08	24.86	<b>24.08</b>
23	54	6	U12	RUSSELL Charlotte		St Albans High Girls-Prep	A	* 24.71	25.05	<b>24.71</b>
24	28	5	U12	STONE Molly		Ipswich High Sch.	A	25.64	* 25.29	<b>25.29</b>
25	128	5	U12	HILL Miranda		St Albans High Girls-Prep	B	27.08	* 25.67	<b>25.67</b>
26	127	5	U12	CLEVELAND Emily		St Albans High Girls-Prep	B	* 25.73	26.20	<b>25.73</b>
27	48	6	U12	LINGARD Aggie		Orwell Park Sch.	A	26.90	* 25.86	<b>25.86</b>

**ERSA Schools Championship Event 2023**

Supported by Snowsport England

Special Slalom

=== Juniors ===

**ERSA Schools - Age Group Results**

Rank	Bib.	Sch. Yr	Cat	Name	====	School	Team	Run 1	Run 2	Time
28	96	6	U12	WOODESON Nola		Norwich Sch.	B	25.94	* 25.87	<b>25.87</b>
29	30	6	U12	WRINCH Eliza		Ipswich High Sch.	A	* 26.06	26.10	<b>26.06</b>
30	62	5	U12	TEROERDE Isabelle		Thomas's Battersea	A	* 26.11	DSQ	<b>26.11</b>
31	65	5	U12	CHAPALLAZ Matilda		Town Close Sch.		26.51	* 26.17	<b>26.17</b>
32	82	5	U12	TUDOR Keela		Littlegarth		30.62	* 26.29	<b>26.29</b>
33	68	5	U12	ABEL Millie		Town Close Sch.	A	28.07	* 27.83	<b>27.83</b>
34	100	6	U12	BISSON Darcey		Orwell Park Sch.	C	* 27.94	DNF	<b>27.94</b>
35	64	5	U12	COUDENHOVE-KALERGI Tatiana		Thomas's Battersea	A	35.22	* 29.67	<b>29.67</b>
36	126	5	U12	CURNOW Mathilda		St Albans High Girls-Prep	B	31.87	* 30.12	<b>30.12</b>
37	102	5	U12	SOFOCLI Chloe		St Michael's Sch.	B	32.66	* 31.46	<b>31.46</b>
38	136	5	U12	MCLEAN Lucy		Stratford St Mary Sch.	B	33.54	* 32.35	<b>32.35</b>
39	103	5	U12	CUNNINGHAM Eva		St Michael's Sch.	B	34.92	* 33.02	<b>33.02</b>
40	158	5	U12	ELLISTON Ava		Ipswich Prep Sch.	B	34.09	* 33.39	<b>33.39</b>
41	25	6	U12	SMYTH Mimi		Finborough Sch.	A	* 33.84	DSQ	<b>33.84</b>
42	104	5	U12	BROOM Lyrathal		St Michael's Sch.	B	* 1:22.40	DSQ	<b>1:22.40</b>

**Disqualified - Run 1 (2)**

	29	6	U12	HICKS Lara		Ipswich High Sch.	A		* 23.99	
	44	6	U12	BLAKE Dolcie		Beehive Lane Primary Sch.			* 17.61	

**Did Not Finish - Run 2 (1)**

	100	6	U12	BISSON Darcey		Orwell Park Sch.	C	* 27.94		
--	-----	---	-----	---------------	--	------------------	---	---------	--	--

**Disqualified - Run 2 (3)**

	25	6	U12	SMYTH Mimi		Finborough Sch.	A	* 33.84		
	62	5	U12	TEROERDE Isabelle		Thomas's Battersea	A	* 26.11		
	104	5	U12	BROOM Lyrathal		St Michael's Sch.	B	* 1:22.40		

**=== ERSAs Schools U12 / Boys ===**

1	10	6	U12	CHEONGVEE Isaac		Blofield Primary Sch.	A	* 14.10	14.70	<b>14.10</b>
2	130	6	U12	WALKER Elliot		St Edmunds Primary Sch.		24.54	* 16.58	<b>16.58</b>
3	89	6	U12	CROSS Leo		New Hall Sch.	C	18.13	* 17.77	<b>17.77</b>
4	120	5	U12	BUCKLEE Zac		Barnby and North Cove		18.75	* 18.33	<b>18.33</b>
5	15	6	U12	MARTIN Harry		Littlegarth	A	18.67	* 18.59	<b>18.59</b>
6	32	6	U12	GISSING Joseph		Mulbarton Primary Sch.		19.05	* 18.63	<b>18.63</b>
7	46	5	U12	BURNETT-HALL Oscar		Orwell Park Sch.	A	* 18.74	19.32	<b>18.74</b>
8	91	6	U12	WILSON Anton		New Hall Sch.	C	* 18.94	19.59	<b>18.94</b>
9	57	6	U12	DE MENDONCA Jack		St Michael's Sch.	A	* 19.02	19.32	<b>19.02</b>
10	90	5	U12	DOWNES Elliot		New Hall Sch.	C	* 19.43	19.93	<b>19.43</b>
11	8	5	U12	BRUCE WHITE Oilly		Aldwickbury Sch.	A	* 19.88	20.16	<b>19.88</b>
12	6	6	U12	EDWARD Charlie		Aldwickbury Sch.	A	* 19.89	20.75	<b>19.89</b>
13	47	6	U12	HARRIS-PAGE Theo		Orwell Park Sch.	A	20.23	* 20.18	<b>20.18</b>
14	9	5	U12	TIERNEY James		Aldwickbury Sch.	A	20.63	* 20.42	<b>20.42</b>
15	108	6	U12	BISONI Dominic		New Hall Sch.	D	* 20.92	23.25	<b>20.92</b>
16	88	6	U12	COVER Reuben		New Hall Sch.	C	21.11	* 20.93	<b>20.93</b>
17	110	6	U12	SHUBROOK Albert		New Hall Sch.	D	27.86	* 21.29	<b>21.29</b>
18	21	5	U12	SKINNER Toby		Finborough Sch.	A	DNF	* 21.80	<b>21.80</b>
19	109	6	U12	MCPHAIL Jake		New Hall Sch.	D	* 22.13	22.23	<b>22.13</b>





























# ERSA Schools Championship Event 2023

Supported by Snowsport England






Special Slalom

=== Juniors ===

## ERSA Schools - Age Group Results

Rank	Bib.	Sch. Yr	Cat	Name	====	School	Team	Run 1	Run 2	Time
20	98	5	U12	PALMER-TOMKINSON Herbie		Orwell Park Sch.	C	* 23.16	32.79	<b>23.16</b>
21	61	5	U12	THADANEY Mattias		Thomas's Battersea	A	* 23.35	24.02	<b>23.35</b>
22	155	6	U12	PITOUN Ethan		Thomas's Battersea	B	24.46	* 23.40	<b>23.40</b>
23	159	5	U12	EMIN Bertie		Ipswich Prep Sch.	B	* 23.79	DSQ	<b>23.79</b>
24	116	5	U12	SWARTZ Aaron		Ipswich Prep Sch.	A	* 23.88	DSQ	<b>23.88</b>
25	23	5	U12	TREBY Casper		Finborough Sch.	A	35.57	* 23.99	<b>23.99</b>
26	63	5	U12	LYON-LEE Albie		Thomas's Battersea	A	24.41	* 24.24	<b>24.24</b>
27	17	6	U12	MCLEAN Jonty		Littlegarth	A	30.50	* 24.29	<b>24.29</b>
28	67	5	U12	LONG Jacob		Town Close Sch.	A	* 24.38	24.69	<b>24.38</b>
29	49	5	U12	BROWN Archie		Rolph CoE Sch.		33.84	* 24.74	<b>24.74</b>
30	156	6	U12	KMATIM Ryan		Thomas's Battersea	B	24.93	* 24.87	<b>24.87</b>
31	18	6	U12	BAINES Charles		Littlegarth	A	* 25.18	25.21	<b>25.18</b>
32	58	6	U12	HOGG William		St Michael's Sch.	A	26.64	* 25.53	<b>25.53</b>
33	66	5	U12	SMITH Ilex		Town Close Sch.	A	* 25.59	25.67	<b>25.59</b>
34	14	6	U12	BELLAMY Alexander		Littlegarth	A	DSQ	* 27.02	<b>27.02</b>
35	22	5	U12	LEGG George		Finborough Sch.	A	* 27.06	27.55	<b>27.06</b>
36	69	5	U12	SISSON Ben		Town Close Sch.	A	* 27.30	27.60	<b>27.30</b>
37	86	6	U12	DOULAI Benjamin		Ipswich High Sch.	B	* 28.11	34.44	<b>28.11</b>
38	59	5	U12	MOLONEY Benjamin		St Michael's Sch.	A	* 28.25	DSQ	<b>28.25</b>
39	145	5	U12	WILLIAM-COCHRANE Georgios		New Hall Sch.	E	DSQ	* 28.93	<b>28.93</b>
40	60	5	U12	DRING Henry		St Michael's Sch.	A	29.87	* 28.95	<b>28.95</b>
41	157	6	U12	BARNARD Joshua		Ipswich Prep Sch.	B	* 30.06	30.70	<b>30.06</b>
42	33	6	U12	GASKIN George		Mulbarton Primary Sch.		* 30.88	32.80	<b>30.88</b>
43	99	5	U12	COX Bertie		Orwell Park Sch.	C	* 31.32	32.23	<b>31.32</b>
44	101	5	U12	MANLEY Joshua		St Michael's Sch.	B	* 32.16	42.56	<b>32.16</b>
45	105	6	U12	HOWARD Ellis		Stratford St Mary Sch.	A	DNF	* 38.51	<b>38.51</b>

### Did Not Start - Run 1 (5)

	7	6	U12	INNES Ben		Aldwickbury Sch.				
	16	6	U12	BRADSHAW Charlie		Littlegarth				
	45	6	U12	BARTON Boden		Norwich Sch.				
	144	5	U12	SMITHYES Noah		New Hall Sch.	E			
	154	6	U12	DAMLSTEDT Tom		Thomas's Battersea	B			

### Did Not Finish - Run 1 (2)

	21	5	U12	SKINNER Toby		Finborough Sch.	A		* 21.80	
	105	6	U12	HOWARD Ellis		Stratford St Mary Sch.	A		* 38.51	

### Disqualified - Run 1 (2)

	14	6	U12	BELLAMY Alexander		Littlegarth	A		* 27.02	
	145	5	U12	WILLIAM-COCHRANE Georgios		New Hall Sch.	E		* 28.93	

### Did Not Start - Run 2 (5)

	7	6	U12	INNES Ben		Aldwickbury Sch.				
	16	6	U12	BRADSHAW Charlie		Littlegarth				
	45	6	U12	BARTON Boden		Norwich Sch.				
	144	5	U12	SMITHYES Noah		New Hall Sch.	E			
	154	6	U12	DAMLSTEDT Tom		Thomas's Battersea	B			

### Disqualified - Run 2 (3)

	59	5	U12	MOLONEY Benjamin		St Michael's Sch.	A	* 28.25		
--	----	---	-----	------------------	---	-------------------	---	---------	--	--



**ERSA Schools Championship Event 2023**

Supported by Snowsport England

Special Slalom

=== Juniors ===

**ERSA Schools - Age Group Results**

<i>Rank</i>	<i>Bib.</i>	<i>Sch. Yr</i>	<i>Cat</i>	<i>Name</i>	<i>====</i>	<i>School</i>	<i>Team</i>	<i>Run 1</i>	<i>Run 2</i>	<i>Time</i>
	116	5	U12	SWARTZ Aaron		Ipswich Prep Sch.	A	* 23.88		
	159	5	U12	EMIN Bertie		Ipswich Prep Sch.	B	* 23.79		

<b>RECAP</b>	<b>1st RUN</b>	<b>2nd RUN</b>	
Records:			159
Did Not Start:	11	11	22
NOT PERMITTED TO START:	0	0	0
Did Not Finish:	4	1	5
Disqualified:	11	9	20
<hr/>			
At Finish:	147		



# ERSA Schools Championship Event 2023

## Supported by Snowsport England

Special Slalom  
=== Juniors ===

### ERSA Schools - Junior Team Results

Bib.	Name	====	Run 1	Run 2
------	------	------	-------	-------

#### === ERSAs Schools - Team/ U10 Girls ===

1 - St Michael's Sch. C

Total time: 2:48.87

149	MOREY Samantha		27.01	26.30
131	SMITH Lauren		26.58	27.06
132	GLYNN Iris		31.91	30.01

2 - Littlegarth C

Total time: 2:53.93

Gap: + 5.06

112	CABLE Alice		27.68	28.40
113	DURANCE Clara		31.52	28.00
114	FLETCHER Iris		28.76	29.57
115	FLOYD Ella			

Littlegarth D

Not Classified

146	SINGLE Freya		26.77	30.66
147	BRENNAN Belle		29.19	30.90
148	BELLAMY Amelie			37.14

#### === ERSAs Schools - Team/ U10 Boys ===

1 - Aldwickbury Sch. B

Total time: 2:18.12

123	ISSOTT James		22.81	20.74
125	PROCTER Luke		22.75	22.45
124	OXLEY William		25.10	24.27
122	ROBERTS Henry		36.90	26.93

2 - Littlegarth E

Total time: 2:34.73

Gap: + 16.61

79	MCLEAN Isaac		25.14	26.29
78	KNOWLAND Max		25.48	25.14
80	GALLAGHER Rupert		26.46	26.22
81	WANG Noah		33.75	51.39



3 - New Hall Sch. B

Total time: 3:07.13

Gap: + 49.01

143	SHAH Austin		29.22	
74	HOLMES Logan			29.84

ERSA Schools - Junior Team Results

Bib.	Name	=====	Run 1	Run 2
76	FORD Seth		30.50	30.22
77	WILSON Kit		36.97	30.38

New Hall Sch. A





Not Classified

36	MCPHAIL Harry			20.13
38	SUEN Kai			20.25
35	HOLDEN Alex		25.47	22.65
37	SHUBROOK Elliot		26.64	27.75

=== ERSA Schools - Team/ U10 Mixed ===

1 - Town Close Sch. B




Total time: 2:22.90

141	ALSTON Isabella		22.97	22.26
140	MENZIES Rupert		23.90	23.11
139	YATES Arthur		25.30	25.36
138	ROBINSON Beaumont		26.33	25.81

2 - Rolph CoE Sch.

Total time: 3:22.48





Gap: + 59.58

50	PARKER Harriet		18.89	18.55
52	BROWN Annabelle		29.35	27.14
51	COCHRANE Joshua		38.82	1:09.73

3 - St Michael's Sch. D





Total time: 3:29.89

Gap: + 1:06.99

133	SMITH Darcy		30.86	30.16
150	VENKAT Lilia		31.62	38.61
151	MANLEY Oliver		41.48	37.16
152	CUNNINGHAM Lily		44.72	39.05

Blofield Primary Sch. B

Not Classified

39	BUCKLEY Paudi		35.24	26.51
42	SAVORY Coco		27.77	27.73
40	MYHILL Theo			
41	RICHARDSON Max			

New Hall Sch. E

Not Classified

75	SHAH Alysa		26.71	27.43
----	------------	---	-------	-------

=== ERSA Schools - Team/ U12 Girls ===

1 - Abbots Hill A

Total time: 1:51.79

1	SHELOFF Ava		16.81	16.55
4	SRIVASTAVA Sia		19.26	18.96
3	BAIN Jenny		19.73	20.48
2	SZAKOLA Karolina		33.37	22.67




2 - St Albans High Girls-Prep A

Total time: 2:24.80

Gap: + 33.01

55	EDWARD Ellie		23.98	23.49
----	--------------	---	-------	-------



Bib.	Name	====	Run 1	Run 2
53	TIERNEY Rose		23.79	23.78
54	RUSSELL Charlotte		24.71	25.05
56	BROWN Harriet			28.59

3 - St Albans High Girls-Prep B

Total time: 2:46.67

Gap: + 54.88

128	HILL Miranda		27.08	25.67
127	CLEVELAND Emily		25.73	26.20
126	CURNOW Mathilda		31.87	30.12
129	HUANG Angelina			

Ipswich High Sch. A

Not Classified

29	HICKS Lara			23.99
28	STONE Molly		25.64	25.29
30	WRINCH Eliza		26.06	26.10

Stratford St Mary Sch. B

Not Classified

136	MCLEAN Lucy		33.54	32.35
137	ROBINSON Ruby		36.91	35.78
135	MARSHALL Emily			45.01

=== ERSA Schools - Team/ U12 Boys ===

1 - New Hall Sch. C





Total time: 1:53.79

89	CROSS Leo		18.13	17.77
91	WILSON Anton		18.94	19.59
90	DOWNES Elliot		19.43	19.93
88	COVER Reuben		21.11	20.93

2 - Aldwickbury Sch. A

Total time: 2:01.73

Gap: + 7.94

8	BRUCE WHITE Oily		19.88	20.16
6	EDWARD Charlie		19.89	20.75
9	TIERNEY James		20.63	20.42
121	PROCTOR Arthur		24.97	26.04

3 - New Hall Sch. D

Total time: 2:16.16

Gap: + 22.37

108	BISONI Dominic		20.92	23.25
110	SHUBROOK Albert		27.86	21.29
109	MCPHAIL Jake		22.13	22.23
111	WILSON Joshua		26.34	25.32

4 - Littlegarth A

Total time: 2:22.44

Gap: + 28.65




15	MARTIN Harry		18.67	18.59
17	MCLEAN Jonty		30.50	24.29
18	BAINES Charles		25.18	25.21
14	BELLAMY Alexander			27.02

5 - St Michael's Sch. A

Total time: 2:27.71

Gap: + 33.92





57	DE MENDONCA Jack		19.02	19.32
----	------------------	---	-------	-------

Bib.	Name	=====	Run 1	Run 2
58	HOGG William		26.64	25.53
59	MOLONEY Benjamin		28.25	
60	DRING Henry		29.87	28.95

=== ERSA Schools - Team/ U12 Mixed ===

1 - Blofield Primary Sch. A

Total time: 1:42.60

10	CHEONGVEE Isaac		14.10	14.70
13	CHEONGVEE Betsy		14.94	15.68
11	WILSON Caitlin		22.18	21.53
12	BUCKLEY Molly		21.65	22.00

2 - Norwich Sch. B

Total time: 2:07.82

Gap: + 25.22

43	POP Ianis		19.13	19.89
94	BREW Rosie		22.28	21.17
95	SINGH Issy		22.25	23.10
96	WOODESON Nola		25.94	25.87

3 - Orwell Park Sch. A

Total time: 2:11.23





Gap: + 28.63

46	BURNETT-HALL Oscar		18.74	19.32
47	HARRIS-PAGE Theo		20.23	20.18
48	LINGARD Aggie		26.90	25.86

4 - Thomas's Battersea B

Total time: 2:15.80

Gap: + 33.20

153	COUDENHOVE-KALERGI Xenia		19.15	18.99
155	PITOUN Ethan		24.46	23.40
156	KMATIM Ryan		24.93	24.87
154	DAMLSTEDT Tom			

5 - Mulbarton Primary Sch.

Total time: 2:16.65





Gap: + 34.05

31	LAVERS-GRAFTON Georgina		17.59	17.70
32	GISSING Joseph		19.05	18.63
33	GASKIN George		30.88	32.80

6 - Thomas's Battersea A

Total time: 2:31.80





Gap: + 49.20

61	THADANEY Mattias		23.35	24.02
63	LYON-LEE Albie		24.41	24.24
62	TEROERDE Isabelle		26.11	
64	COUDENHOVE-KALERGI Tatiana		35.22	29.67

7 - Town Close Sch. A

Total time: 2:35.23

Gap: + 52.63

67	LONG Jacob		24.38	24.69
66	SMITH Ilex		25.59	25.67
69	SISSON Ben		27.30	27.60
68	ABEL Millie		28.07	27.83




8 - Finborough Sch. A

Total time: 2:49.81

Gap: + 1:07.21

21	SKINNER Toby			21.80
----	--------------	---	--	-------





ERSA Schools - Junior Team Results

Bib.	Name	====	Run 1	Run 2
23	TREBY Casper		35.57	23.99
22	LEGG George		27.06	27.55
25	SMYTH Mimi		33.84	

9 - Ipswich High Sch. B

Total time: 3:18.41





Gap: + 1:35.81

86	DOULAI Benjamin		28.11	34.44
85	ROBERTS Lillian		31.87	
84	POTTER Tabitha			33.49
83	BRYCE William		35.59	34.91

10 - St Michael's Sch. B

Total time: 3:26.78

Gap: + 1:44.18

102	SOFOCLI Chloe		32.66	31.46
101	MANLEY Joshua		32.16	42.56
103	CUNNINGHAM Eva		34.92	33.02
104	BROOM Lyrathal		1:22.40	

Ipswich Prep Sch. A

Not Classified

117	ABREY Kitty		19.04	18.78
118	DRUMMOND Lawrence		19.48	20.16
116	SWARTZ Aaron		23.88	

Ipswich Prep Sch. B

Not Classified

159	EMIN Bertie		23.79	
157	BARNARD Joshua		30.06	30.70
158	ELLISTON Ava		34.09	33.39

New Hall Sch. E

Not Classified

142	RATE Lottie		27.74	23.82
145	WILLIAM-COCHRANE Georgios			28.93
144	SMITHYES Noah			

Orwell Park Sch. B

Not Classified

73	WALKER Matthew		27.57	27.95
70	WOOD Oscar		30.65	32.71
72	BISSON Delphine			37.70
71	WOOD Orlando			

Orwell Park Sch. C

Not Classified

98	PALMER-TOMKINSON Herbie		23.16	32.79
100	BISSON Darcey		27.94	
99	COX Bertie		31.32	32.23

Stratford St Mary Sch. A

Not Classified

107	MARTIN Ruby		35.67	42.89
106	DAINTY Finley		39.08	37.20
105	HOWARD Ellis			38.51