

ERSA Schools Championship Event 2023

Supported by Snowsport England






















Special Slalom

=== Seniors ===



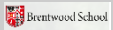






ERSA Schools - Age Group Results

Rank	Bib.	Sch. Yr	Cat	Name	====	School	Team	Run 1	Run 2	Time	Gap
------	------	---------	-----	------	------	--------	------	-------	-------	------	-----

=== ERSA Schools U14 / Girls ===

1	12	8	U14	WATSON Antonia		Norwich Sch.	A	* 14.15	19.46	14.15	
2	4	7	U14	FLITTON Lily		Holyport College		15.48	* 15.45	15.45	1.30
3	94	8	U14	MURACE Katya		St Albans High Girls	B	15.62	* 15.61	15.61	1.46
4	118	7	U14	HIGGS Sasha		Becket Keys		17.25	* 16.61	16.61	2.46
5	76	8	U14	TOMS Juliette		Brentwood Sch.	B	17.42	* 17.40	17.40	3.25
6	62	8	U14	UNSWORTH Eleanor		Berkhamsted Sch.		19.30	* 18.56	18.56	4.41
7	57	7	U14	HODGKINSON Amelia		Ipswich Sch.	A	18.86	* 18.78	18.78	4.63
8	127	8	U14	CROSS Isabella		New Hall Sch.	B	* 19.92	24.22	19.92	5.77
9	14	8	U14	SLINGER Sophie		Norwich Sch.	A	23.08	* 21.11	21.11	6.96
10	128	7	U14	GRIMES Roberta		New Hall Sch.	B	21.16	* 21.15	21.15	7.00
11	77	7	U14	TWEED Tabatha		Brentwood Sch.	B	22.41	* 21.25	21.25	7.10
12	35	7	U14	JELFS Deliah		Abbots Hill		22.31	* 21.39	21.39	7.24
13	124	7	U14	CHEN Gala		St Albans High Girls	C	23.46	* 23.30	23.30	9.15
14	21	7	U14	JOHNSTON Amelia		Westcliff High Sch. Girls		24.50	* 23.92	23.92	9.77
15	126	7	U14	ROGERSON Lois		St Albans High Girls	C	24.56	* 23.94	23.94	9.79
16	130	8	U14	RIDLEY Anya		New Hall Sch.	B	* 24.19	DSQ	24.19	10.04
17	120	7	U14	HOLMES Ruby		New Hall Sch.	D	25.08	* 24.59	24.59	10.44
18	125	8	U14	HILL Juliet		St Albans High Girls	C	27.02	* 25.84	25.84	11.69
19	53	7	U14	DRUMMOND Clemence		Ipswich Sch.	B	26.58	* 26.26	26.26	12.11
20	121	7	U14	WEBB Madeline		New Hall Sch.	D	27.75	* 26.69	26.69	12.54
21	134	8	U14	RODNEY Keira		Robert Clack Sch.		DNF	* 27.93	27.93	13.78
22	20	8	U14	MOLONEY Hannah		Westcliff High Sch. Girls		* 29.43	29.65	29.43	15.28
23	22	7	U14	GARDAIR-PACHOUD Margot		Westcliff High Sch. Girls		31.95	* 29.53	29.53	15.38

=== ERSA Schools U14 / Boys ===

1	64	8	U14	SNELLING Rufus		Norwich Sch.	C	13.97	* 13.96	13.96	
2	108	7	U14	ABREY Joshua		Ipswich Sch.	B	15.15	* 14.76	14.76	0.80
3	75	8	U14	PRATT Henry		Brentwood Sch.	B	15.57	* 15.05	15.05	1.09
4	70	7	U14	RICH Alfie		Sir John Leman HS.		15.61	* 15.28	15.28	1.32
5	91	8	U14	POP Marcus		Norwich Sch.	B	15.64	* 15.41	15.41	1.45
6	78	8	U14	KINGE Jacob		Dereham Neatherd HS	A	* 15.65	15.72	15.65	1.69
7	99	7	U14	GOPEE Navin		Thorpe St Andrews		15.89	* 15.71	15.71	1.75
7	17	7	U14	WARD Lewy		Sprowston Academy		15.91	* 15.71	15.71	1.75
9	110	7	U14	HUNTER George		Ipswich Sch.	B	16.07	* 15.89	15.89	1.93




























ERSA Schools Championship Event 2023

Supported by Snowsport England

















Special Slalom

=== Seniors ===

ERSA Schools - Age Group Results

Rank	Bib.	Sch. Yr	Cat	Name	====	School	Team	Run 1	Run 2	Time	Gap
10	10	8	U14	CROSS Lucas		New Hall Sch.	A	16.26	* 16.21	16.21	2.25
11	11	7	U14	GINTY Leo		New Hall Sch.	A	16.51	* 16.48	16.48	2.52
12	112	8	U14	CIS Luca		Brentwood Sch.	C	16.74	* 16.50	16.50	2.54
13	44	7	U14	CLEVELAND Tom		Aldwickbury Sch.		18.06	* 17.13	17.13	3.17
14	8	7	U14	BESSANT Rafferty		New Hall Sch.	A	18.00	* 17.22	17.22	3.26
15	106	7	U14	DOUBLE Ross		East Bergholt HS.		18.12	* 17.28	17.28	3.32
16	18	7	U14	CANNON Flynn		Sprowston Academy		* 17.42	26.97	17.42	3.46
17	45	8	U14	EDWARD Harry		Aldwickbury Sch.		28.42	* 17.46	17.46	3.50
18	89	8	U14	SEARCH Toby		New Hall Sch.	C	17.59	* 17.54	17.54	3.58
19	88	8	U14	MCPHAIL Cameron		New Hall Sch.	C	* 18.00	18.51	18.00	4.04
20	119	8	U14	COLLIER-BROWN Rudy		Becket Keys		19.62	* 18.01	18.01	4.05
21	86	8	U14	BISONI Francis		New Hall Sch.	C	19.96	* 19.11	19.11	5.15
22	42	8	U14	GARDNER Greig		Aldwickbury Sch.		19.43	* 19.16	19.16	5.20
23	43	8	U14	MARSH William		Aldwickbury Sch.		20.71	* 19.83	19.83	5.87
24	129	7	U14	HOLDEN Ben		New Hall Sch.	B	21.30	* 19.94	19.94	5.98
25	87	8	U14	GARRETT Frankie		New Hall Sch.	C	* 20.32	DNF	20.32	6.36
26	71	7	U14	LYON-LEE Edward		Thomas's Battersea		* 20.65	25.06	20.65	6.69
27	114	7	U14	WALTON Zachery		Brentwood Sch.	C	21.57	* 20.83	20.83	6.87
28	113	7	U14	SOPER Tom		Brentwood Sch.	C	* 22.36	22.55	22.36	8.40
29	105	7	U14	SEAKENS Sam		East Bergholt HS.		* 22.96	23.27	22.96	9.00
30	1	8	U14	BLYTH James		Woodbridge Sch.	A	23.91	* 23.25	23.25	9.29
31	74	7	U14	BRASCHEL Felix		Thomas's Battersea		24.96	* 24.17	24.17	10.21
32	58	8	U14	POTTER Sam		Royal Hospital Sch.		26.25	* 24.45	24.45	10.49
33	3	8	U14	HUTCHINSON William		Woodbridge Sch.	A	* 25.26	26.69	25.26	11.30
34	72	7	U14	ARAN Aditya		Thomas's Battersea		32.28	* 25.96	25.96	12.00
35	107	8	U14	RANKIN Sam		East Bergholt HS.		* 28.32	DNF	28.32	14.36
36	122	7	U14	WILSON Sebastian		New Hall Sch.	D	* 30.62	DSQ	30.62	16.66

=== ERSA Schools U16 / Girls ===

1	50	9	U16	WELSH Madeline		Ipswich High Sch.		15.77	* 14.67	14.67	
2	13	10	U16	HARDEN Mirabelle		Norwich Sch.	A	15.25	* 15.20	15.20	0.53
3	103	9	U16	PIETRZAK Millie		New Hall Sch.	F	15.35	* 15.27	15.27	0.60
4	49	9	U16	HARDY Keira		Bower Park Academy		DSQ	* 15.62	15.62	0.95
5	104	9	U16	YAMAMOTO Freesia		New Hall Sch.	F	17.10	* 15.79	15.79	1.12
6	93	9	U16	HAWKS Isabel		St Albans High Girls	B	16.77	* 16.56	16.56	1.89
7	56	9	U16	HUNTER Florence		Ipswich Sch.	A	17.13	* 16.57	16.57	1.90
8	95	10	U16	PETERS Cassandre		St Albans High Girls	B	* 17.13	17.13	17.13	2.46
9	34	10	U16	CONNOLD Jemima		Abbots Hill		17.79	* 17.58	17.58	2.91
10	59	10	U16	BOOTH Amelie		Berkhamsted Sch.		DNF	* 18.96	18.96	4.29
11	26	9	U16	LINDSAY Amelie		New Hall Sch.	E	DSQ	* 19.39	19.39	4.72
12	61	10	U16	UNSWORTH Charlotte		Berkhamsted Sch.		* 19.48	25.99	19.48	4.81
13	36	10	U16	JELFS Scarlett		Abbots Hill		21.21	* 19.95	19.95	5.28
14	60	9	U16	MACKIE Sarah		Berkhamsted Sch.		21.00	* 20.53	20.53	5.86
15	29	9	U16	WARLOW Grace		New Hall Sch.	E	22.51	* 21.66	21.66	6.99
16	80	9	U16	THORNE Isla		Dereham Neatherd HS	A	27.87	* 27.73	27.73	13.06

=== ERSA Schools U16 / Boys ===

1	63	10	U16	WATSON Toby		Norwich Sch.	C	* 12.64	12.80	12.64	
---	----	----	-----	-------------	---	--------------	---	---------	-------	--------------	--

ERSA Schools Championship Event 2023

Supported by Snowsport England

Special Slalom

=== Seniors ===

ERSA Schools - Age Group Results

Rank	Bib.	Sch. Yr	Cat	Name	====	School	Team	Run 1	Run 2	Time	Gap
2	79	9	U16	HARTNELL Sonny		Dereham Neatherd HS	A	14.63	* 13.61	13.61	0.97
3	16	9	U16	WARD Marley		Sprowston Academy		14.51	* 14.21	14.21	1.57
4	111	9	U16	WILSON Thomas		Langley Sch.		* 14.58	14.58	14.58	1.94
5	116	10	U16	SAUNDERS Rhys		Moulsham High Sch.		* 14.65	DNF	14.65	2.01
6	65	10	U16	MACKAY Tristan		Norwich Sch.	C	* 14.90	15.21	14.90	2.26
7	98	10	U16	GOPEE Kiran		Thorpe St Andrews		15.65	* 15.60	15.60	2.96
8	101	9	U16	HERBERT Nathaniel		New Hall Sch.	F	16.70	* 15.74	15.74	3.10
9	102	10	U16	PIETRZAK Max		New Hall Sch.	F	* 16.10	DNF	16.10	3.46
10	66	9	U16	BARKER Charlie		Norwich Sch.	C	18.51	* 18.16	18.16	5.52
11	39	9	U16	HIBBLE Benjamin		Woodbridge Sch.	B	19.06	* 18.71	18.71	6.07
12	48	10	U16	MEASDAY Austin		Brentwood Sch.	A	20.21	* 19.44	19.44	6.80
13	38	10	U16	VAN WALSUM Hans		Woodbridge Sch.	B	* 20.78	DNF	20.78	8.14
14	32	9	U16	HAWKES Joseph		Norwich Sch.	B	21.98	* 21.56	21.56	8.92
15	27	9	U16	RIDLEY Arun		New Hall Sch.	E	23.22	* 22.12	22.12	9.48
16	69	9	U16	HARRI9S J(onah		Roding Valley HS		23.77	* 22.18	22.18	9.54
17	40	9	U16	DEER Oliver		Woodbridge Sch.	B	27.01	* 25.97	25.97	13.33
18	131	9	U16	ROJEK Oliver		Robert Clack Sch.		27.87	* 26.61	26.61	13.97
19	133	9	U16	FREEMAN Joe		Robert Clack Sch.		30.00	* 27.06	27.06	14.42
20	67	9	U16	EATON Oscar		Roding Valley HS		34.72	* 30.06	30.06	17.42
21	132	9	U16	ANDERSON Jack		Robert Clack Sch.		* 30.82	DNF	30.82	18.18
22	68	9	U16	BRAMJLEY Jake		Roding Valley HS		* 31.74	1:03.34	31.74	19.10

=== ERSa Schools U19 / Girls ===

1	97	11	U19	GIBBS Heidi		Thorpe St Andrews		15.81	* 15.00	15.00	
2	117	11	U19	HIGGS Eira-Mia		Becket Keys		15.76	* 15.06	15.06	0.06
3	81	11	U19	KINGE Lucy		Dereham Neatherd HS	A	16.00	* 15.76	15.76	0.76
4	54	12	U19	MERRIGAN Elizabeth		Ipswich Sch.	A	DNF	* 15.94	15.94	0.94
5	55	12	U19	VENABLES Phoebe		Ipswich Sch.	A	16.07	* 16.02	16.02	1.02
5	23	11	U19	HAWKS Francesca		St Albans High Girls	A	* 16.02	16.02	16.02	1.02
7	5	11	U19	GOULD Eleanor		New Hall Sch.	G	16.16	* 16.05	16.05	1.05
8	24	11	U19	WOOD Emma		St Albans High Girls	A	16.66	* 16.36	16.36	1.36
9	6	11	U19	DONNELLY Freya		New Hall Sch.	G	17.08	* 16.78	16.78	1.78
10	25	11	U19	ISSOTT Sophie		St Albans High Girls	A	18.81	* 18.14	18.14	3.14
11	85	13	U19	SAUNDERS Mackenzi		Finborough Sch.		* 19.47	19.47	19.47	4.47
12	51	12	U19	SPAUL Freya		Ipswich High Sch.		* 21.26	DNF	21.26	6.26

=== ERSa Schools U19 / Boys ===

1	7	11	U19	PENNECK Alex		New Hall Sch.	G	12.90	* 12.48	12.48	
2	46	13	U19	FISHER Edward		Brentwood Sch.	A	14.17	* 14.15	14.15	1.67
3	115	12	U19	THOMSON Kai		Framlingham Col.		* 14.73	DNF	14.73	2.25
4	47	11	U19	TOMS Harry		Brentwood Sch.	A	DNF	* 16.16	16.16	3.68
5	100	11	U19	ROSS Josh		Thorpe St Andrews		19.92	* 19.56	19.56	7.08
6	33	11	U19	BELL Adam		Norwich Sch.	B	22.94	* 21.28	21.28	8.80
7	82	11	U19	THORNE Kyle		Dereham Neatherd HS		* 26.32	26.54	26.32	13.84
8	31	11	U19	BRAYBROOK Ralf		Norwich Sch.	B	DSQ	* 38.27	38.27	25.79

ERSA Schools Championship Event 2023

Supported by Snowsport England

Special Slalom















=== Seniors ===

ERSA Schools - Age Group Results



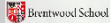



Rank	Bib.	Sch. Yr	Cat	Name	====	School	Team	Run 1	Run 2	Time	Gap
------	------	---------	-----	------	------	--------	------	-------	-------	------	-----

Not classified

Did Not Start - Run 1 (15)

	2	8	U14	RICHARDS Oliver		Woodbridge Sch.	A				
	15	9	U16	BARNOVSCHI Eila		Norwich Sch.	A				
	19	12	U19	BENTINCK Rebecca		Westcliff High Sch. Girls					
	30	9	U16	CHAPALLAZ Theo		Norwich Sch.					
	37	10	U16	URSEL Katie		Abbots Hill					
	41	10	U16	TIER Oscar		Woodbridge Sch.	B				
	52	8	U14	COOK Sam		Ipswich High Sch.					
	73	7	U14	DE MALLMAN John		Thomas's Battersea					
	83	9	U16	SMYTH Ethan		Finborough Sch.					
	84	8	U14	WILLIAMSON Rachel		Finborough Sch.					
	90	8	U14	CROFT Harry		Norwich Sch.	D				
	92	8	U14	SINGH Alex		Norwich Sch.	D				
	96	9	U16	DEKKER Olivia		St Albans High Girls	B				
	109	7	U14	ELLISTON Thomas		Ipswich Sch.					
	123	8	U14	PALMER-TOKINSON Alfie		Orwell Park Sch.					
















Did Not Finish - Run 1 (6)

	9	8	U14	BURNS Robert		New Hall Sch.	A				
	28	10	U16	RUSTON Alice		New Hall Sch.	E				
	47	11	U19	TOMS Harry		Brentwood Sch.	A			* 16.16	
	54	12	U19	MERRIGAN Elizabeth		Ipswich Sch.	A			* 15.94	
	59	10	U16	BOOTH Amelie		Berkhamsted Sch.				* 18.96	
	134	8	U14	RODNEY Keira		Robert Clack Sch.				* 27.93	

Disqualified - Run 1 (3)

	26	9	U16	LINDSAY Amelie		New Hall Sch.	E			* 19.39	
	31	11	U19	BRAYBROOK Ralf		Norwich Sch.	B			* 38.27	
	49	9	U16	HARDY Keira		Bower Park Academy				* 15.62	

Did Not Start - Run 2 (15)

	2	8	U14	RICHARDS Oliver		Woodbridge Sch.	A				
	15	9	U16	BARNOVSCHI Eila		Norwich Sch.	A				
	19	12	U19	BENTINCK Rebecca		Westcliff High Sch. Girls					
	30	9	U16	CHAPALLAZ Theo		Norwich Sch.					
	37	10	U16	URSEL Katie		Abbots Hill					
	41	10	U16	TIER Oscar		Woodbridge Sch.	B				
	52	8	U14	COOK Sam		Ipswich High Sch.					
	73	7	U14	DE MALLMAN John		Thomas's Battersea					
	83	9	U16	SMYTH Ethan		Finborough Sch.					
	84	8	U14	WILLIAMSON Rachel		Finborough Sch.					
	90	8	U14	CROFT Harry		Norwich Sch.	D				
	92	8	U14	SINGH Alex		Norwich Sch.	D				
	96	9	U16	DEKKER Olivia		St Albans High Girls	B				
	109	7	U14	ELLISTON Thomas		Ipswich Sch.					
	123	8	U14	PALMER-TOKINSON Alfie		Orwell Park Sch.					

Did Not Finish - Run 2 (10)

	9	8	U14	BURNS Robert		New Hall Sch.	A				
--	---	---	-----	--------------	---	---------------	---	--	--	--	--










ERSA Schools Championship Event 2023

Supported by Snowsport England

Special Slalom

=== Seniors ===

ERSA Schools - Age Group Results

Rank	Bib.	Sch. Yr	Cat	Name	===	School	Team	Run 1	Run 2	Time	Gap
	28	10	U16	RUSTON Alice		New Hall Sch.	E				
	38	10	U16	VAN WALSUM Hans		Woodbridge Sch.	B	* 20.78			
	51	12	U19	SPAUL Freya		Ipswich High Sch.		* 21.26			
	87	8	U14	GARRETT Frankie		New Hall Sch.	C	* 20.32			
	102	10	U16	PIETRZAK Max		New Hall Sch.	F	* 16.10			
	107	8	U14	RANKIN Sam		East Bergholt HS.		* 28.32			
	115	12	U19	THOMSON Kai		Framlingham Col.		* 14.73			
	116	10	U16	SAUNDERS Rhys		Moulsham High Sch.		* 14.65			
	132	9	U16	ANDERSON Jack		Robert Clack Sch.		* 30.82			

Disqualified - Run 2 (2)

	122	7	U14	WILSON Sebastian		New Hall Sch.	D	* 30.62			
	130	8	U14	RIDLEY Anya		New Hall Sch.	B	* 24.19			

(DNS: Did Not Start, DNF: Did Not Finish, DSQ: Disqualified, NPS: Not Permitted to Start)



ERSA Schools Championship Event 2023

Supported by Snowsport England

Special Slalom
=== Seniors ===

ERSA Schools - Senior Team Results

Bib.	Name	====	Run 1	Run 2
------	------	------	-------	-------

=== ERSA Schools - Team/ U14 Girls ===

1 - St Albans High Girls C

Total time: 2:28.12

124	CHEN Gala		23.46	23.30
125	HILL Juliet		27.02	25.84
126	ROGERSON Lois		24.56	23.94

2 - Westcliff High Sch. Girls

Total time: 2:48.98

Gap: + 20.86

20	MOLONEY Hannah		29.43	29.65
21	JOHNSTON Amelia		24.50	23.92
22	GARDAIR-PACHOUD Margot		31.95	29.53

=== ERSA Schools - Team/ U14 Boys ===

1 - New Hall Sch. A

Total time: 1:40.68

8	BESSANT Rafferty		18.00	17.22
9	BURNS Robert			
10	CROSS Lucas		16.26	16.21
11	GINTY Leo		16.51	16.48

2 - New Hall Sch. C

Total time: 1:50.71

Gap: + 10.03

86	BISONI Francis		19.96	19.11
87	GARRETT Frankie		20.32	
88	MCPHAIL Cameron		18.00	18.51
89	SEARCH Toby		17.59	17.54

3 - Aldwickbury Sch.

Total time: 1:51.95

Gap: + 11.27

42	GARDNER Greig		19.43	19.16
43	MARSH William		20.71	19.83
44	CLEVELAND Tom		18.06	17.13
45	EDWARD Harry		28.42	17.46

4 - Brentwood Sch. C

Total time: 2:00.55

Gap: + 19.87

112	CIS Luca		16.74	16.50
113	SOPER Tom		22.36	22.55





ERSA Schools - Senior Team Results

Bib.	Name	====	Run 1	Run 2
114	WALTON Zachery		21.57	20.83

5 - Thomas's Battersea




Total time: 2:33.08

Gap: + 52.40

71	LYON-LEE Edward		20.65	25.06
72	ARAN Aditya		32.28	25.96
73	DE MALLMAN John			
74	BRASCHEL Felix		24.96	24.17

East Bergholt HS.

Not Classified

105	SEAKENS Sam		22.96	23.27
106	DOUBLE Ross		18.12	17.28
107	RANKIN Sam		28.32	

Norwich Sch. D

Not Classified

90	CROFT Harry			
92	SINGH Alex			

Woodbridge Sch. A

Not Classified

1	BLYTH James		23.91	23.25
2	RICHARDS Oliver			
3	HUTCHINSON William		25.26	26.69

=== ERS Schools - Team/ U14 Mixed ===

1 - Brentwood Sch. B

Total time: 1:49.10

75	PRATT Henry		15.57	15.05
76	TOMS Juliette		17.42	17.40
77	TWEED Tabatha		22.41	21.25

2 - Ipswich Sch. B

Total time: 1:54.71

Gap: + 5.61

53	DRUMMOND Clemence		26.58	26.26
108	ABREY Joshua		15.15	14.76
110	HUNTER George		16.07	15.89

3 - New Hall Sch. B

Total time: 2:07.69

Gap: + 18.59

127	CROSS Isabella		19.92	24.22
128	GRIMES Roberta		21.16	21.15
129	HOLDEN Ben		21.30	19.94
130	RIDLEY Anya		24.19	

New Hall Sch. D

Not Classified

120	HOLMES Ruby		25.08	24.59
121	WEBB Madeline		27.75	26.69
122	WILSON Sebastian		30.62	

=== ERS Schools - Team/ U16 Girls ===

Bib.	Name	====	Run 1	Run 2
------	------	------	-------	-------

1 - St Albans High Girls B

Total time: 1:38.82

93	HAWKS Isabel		16.77	16.56
94	MURACE Katya		15.62	15.61
95	PETERS Cassandre		17.13	17.13
96	DEKKER Olivia			

2 - Norwich Sch. A

Total time: 1:48.25

Gap: + 9.43

12	WATSON Antonia	 NORWICH SCHOOL	14.15	19.46
13	HARDEN Mirabelle	 NORWICH SCHOOL	15.25	15.20
14	SLINGER Sophie	 NORWICH SCHOOL	23.08	21.11
15	BARNOVSCHI Ella	 NORWICH SCHOOL		

3 - Berkhamsted Sch.

Total time: 1:57.83

Gap: + 19.01

59	BOOTH Amelie			18.96
60	MACKIE Sarah		21.00	20.53
61	UNSWORTH Charlotte		19.48	25.99
62	UNSWORTH Eleanor		19.30	18.56

4 - Abbots Hill

Total time: 2:00.23

Gap: + 21.41

34	CONNOLD Jemima		17.79	17.58
35	JELFS Deliah		22.31	21.39
36	JELFS Scarlett		21.21	19.95
37	URSEL Katie			

=== ERSA Schools - Team/ U16 Boys ===

1 - Norwich Sch. C

Total time: 1:23.48

63	WATSON Toby	 NORWICH SCHOOL	12.64	12.80
64	SNELLING Rufus	 NORWICH SCHOOL	13.97	13.96
65	MACKAY Tristan	 NORWICH SCHOOL	14.90	15.21
66	BARKER Charlie	 NORWICH SCHOOL	18.51	18.16

2 - Sprowston Academy

Total time: 1:44.73




Gap: + 21.25

16	WARD Marley		14.51	14.21
17	WARD Lewy		15.91	15.71
18	CANNON Flynn		17.42	26.97

3 - Roding Valley HS





Total time: 3:25.81

Gap: + 2:02.33

67	EATON Oscar		34.72	30.06
68	BRAMJLEY Jake		31.74	1:03.34
69	HARRI9S J(onah)		23.77	22.18

Woodbridge Sch. B

Not Classified

38	VAN WALSUM Hans	 WOODBRIDGE SCHOOL	20.78	
39	HIBBLE Benjamin	 WOODBRIDGE SCHOOL	19.06	18.71
40	DEER Oliver	 WOODBRIDGE SCHOOL	27.01	25.97
41	TIER Oscar	 WOODBRIDGE SCHOOL		

Bib.	Name	====	Run 1	Run 2
------	------	------	-------	-------

=== ERSA Schools - Team/ U16 Mixed ===

1 - New Hall Sch. F





Total time: 1:34.95

101	HERBERT Nathaniel		16.70	15.74
102	PIETRZAK Max		16.10	
103	PIETRZAK Millie		15.35	15.27
104	YAMAMOTO Freesia		17.10	15.79

2 - Robert Clack Sch.

Total time: 2:50.29

Gap: + 1:15.34

131	ROJEK Oliver		27.87	26.61
132	ANDERSON Jack		30.82	
133	FREEMAN Joe		30.00	27.06
134	RODNEY Keira			27.93

New Hall Sch. E





Not Classified

26	LINDSAY Amelie			19.39
27	RIDLEY Arun		23.22	22.12
28	RUSTON Alice			
29	WARLOW Grace		22.51	21.66

=== ERSA Schools - Team/ U19 Girls ===

1 - Ipswich Sch. A

Total time: 1:40.59

54	MERRIGAN Elizabeth			15.94
55	VENABLES Phoebe		16.07	16.02
56	HUNTER Florence		17.13	16.57
57	HODGKINSON Amelia		18.86	18.78

2 - St Albans High Girls A

Total time: 1:42.01

Gap: + 1.42

23	HAWKS Francesca		16.02	16.02
24	WOOD Emma		16.66	16.36
25	ISSOTT Sophie		18.81	18.14

=== ERSA Schools - Team/ U19 Boys ===



1 - Norwich Sch. B

Total time: 1:58.81

31	BRAYBROOK Ralf			38.27
32	HAWKES Joseph		21.98	21.56
33	BELL Adam		22.94	21.28
91	POP Marcus		15.64	15.41

Brentwood Sch. A

Not Classified


46	FISHER Edward		14.17	14.15
47	TOMS Harry			16.16
48	MEASDAY Austin		20.21	19.44

Bib.	Name	====	Run 1	Run 2
------	------	------	-------	-------

=== ERSAs Schools - Team/ U19 Mixed ===

1 - Dereham Neatherd HS A

Total time: 1:31.37

78	KINGE Jacob		15.65	15.72
79	HARTNELL Sonny		14.63	13.61
80	THORNE Isla		27.87	27.73
81	KINGE Lucy		16.00	15.76

2 - New Hall Sch. G

Total time: 1:31.45





Gap: + 0.08

5	GOULD Eleanor		16.16	16.05
6	DONNELLY Freya		17.08	16.78
7	PENNECK Alex		12.90	12.48

3 - Thorpe St Andrews

Total time: 1:33.66


Gap: + 2.29

97	GIBBS Heidi		15.81	15.00
98	GOPEE Kiran		15.65	15.60
99	GOPEE Navin		15.89	15.71
100	ROSS Josh		19.92	19.56

4 - Becket Keys

Total time: 1:42.31

Gap: + 10.94

117	HIGGS Eira-Mia		15.76	15.06
118	HIGGS Sasha		17.25	16.61
119	COLLIER-BROWN Rudy		19.62	18.01



Finborough Sch.

Not Classified

83	SMYTH Ethan			
84	WILLIAMSON Rachel			
85	SAUNDERS Mackenzi		19.47	19.47

Ipswich High Sch.

Not Classified

50	WELSH Madeline		15.77	14.67
51	SPAUL Freya		21.26	
52	COOK Sam	