

EASTERN REGION SNOWSPORTS ASSOCIATION 2023

Team Evolution ERS Summer League

Hemel - Extended Slalom

ERSA Summer League - Final Ranking

Rank	Bib.	Code Name	Year	Cat	(Rank)	Club	Run 1	Run 2	Time	Gap
------	------	-----------	------	-----	--------	------	-------	-------	------	-----

=== ERS Under 08 Girls===

1	39	BUCKLEE Madeleine	2016	U08	(1)	NOR	22.49	* 21.97	21.97	
---	----	-------------------	------	-----	-----	-----	-------	---------	-------	--

=== ERS Under 10 Girls ===

1	20	PARKER Harriet	2014	U10	(1)	VIK	15.97	* 15.52	15.52	
2	3	104913 CROFT Ida	2015	U10	(2)	NOR	16.32	* 15.84	15.84	0.32
3	31	103554 SZAKOLA Karolina	2014	U10	(3)	HEM	* 16.44	16.98	16.44	0.92
4	41	104863 LI Elizabeth	2015	U10	(4)	HEM	* 17.79	17.83	17.79	2.27
5	51	37976 DOTSE Eliana	2014	U10	(5)	HEM	18.59	* 17.82	17.82	2.30
6	48	PRESENCE Jessica	2015	U10	(6)	HEM	18.71	* 18.50	18.50	2.98

=== ERS Under 10 Boys ===

1	6	102991 CURTIS Jack	2014	U10	(1)	HEM	14.83	* 14.63	14.63	
2	12	194888 DRURY Ethan	2014	U10	(2)	HEM	* 15.26	15.44	15.26	0.63
3	53	27057 TAYLOR Benjamin	2014	U10	(3)	HEM	15.71	* 15.63	15.63	1.00
4	40	MASON Lewis	2014	U10	(4)	HEM	* 15.90	22.92	15.90	1.27
5	28	104878 HANNS Thomas	2014	U10	(5)	HEM	16.67	* 16.06	16.06	1.43
6	55	LANGHOLZ Oliver	2015	U10	(6)	HEM	17.63	* 16.16	16.16	1.53
7	23	104011 MCPHAIL Harry	2015	U10	(7)	HEM	* 17.30	18.07	17.30	2.67
8	33	104864 TAN Austin	2014	U10	(8)	HEM	18.51	* 17.82	17.82	3.19
9	38	MARTINEZ Alfred	2015	U10	(9)	SMK	* 21.34	21.97	21.34	6.71

=== ERS Under 12 Girls ===

1	4	102754 HAMER Cecilla	2012	U12	(1)	HEM	13.17	* 12.99	12.99	
2	42	103365 DAVIES Giselle	2012	U12	(2)	HEM	13.80	* 13.72	13.72	0.73
3	14	25588 CURTIS Sylvia	2012	U12	(3)	HEM	* 13.96	13.99	13.96	0.97
4	15	103007 CHEONGVEE Betsy	2013	U12	(4)	NOR	14.09	* 13.99	13.99	1.00
4	11	102811 PHILIP Sofia	2013	U12	(4)	HEM	14.35	* 13.99	13.99	1.00
6	36	104145 BAIN Jenny	2012	U12	(6)	HEM	15.65	* 15.35	15.35	2.36
6	8	103548 POWNALL Olivia	2012	U12	(6)	NOR	15.84	* 15.35	15.35	2.36
8	10	ANDERSON Esme	2012	U12	(8)	VIK	* 15.50	15.70	15.50	2.51













EASTERN REGION SNOWSPORTS ASSOCIATION 2023



Team Evolution ERSA Summer League

Hemel - Extended Slalom











ERSA Summer League - Final Ranking

Rank	Bib.	Code Name	Year	Cat	(Rank)	===	Club	Run 1	Run 2	Time	Gap
9	44	104875 BENTON Emily	2012	U12	(9)		HEM	* 15.51	15.62	15.51	2.52
10	9	103699 LAVERS-GRAFTON Georgina	2012	U12	(10)		NOR	* 16.04	16.19	16.04	3.05
11	17	ROBINSON Adelaide	2013	U12	(11)		NOR	* 16.15	16.63	16.15	3.16
12	26	103589 SRIVASTAVA Sia	2013	U12	(12)		HEM	* 16.50	16.63	16.50	3.51
13	25	CRAIG Elise	2012	U12	(13)		SMK	16.69	* 16.55	16.55	3.56
14	30	MARTINEZ Lily	2013	U12	(14)		SMK	* 16.96	17.47	16.96	3.97
15	35	ROZANEK Stella	2013	U12	(15)		WGC	18.51	* 17.12	17.12	4.13
16	49	WILSON Catlin	2012	U12	(16)		NOR	19.49	* 18.90	18.90	5.91
17	22	GREEN Sofia	2013	U12	(17)		VIK	19.27	* 19.06	19.06	6.07
18	27	ROBINSON April	2013	U12	(18)		NOR	19.92	* 19.89	19.89	6.90
19	54	HALL Freya	2012	U12	(19)		HEM	20.43	* 19.98	19.98	6.99









=== ERSA Under 12 Boys ===

1	2	27059 WALKER Elliot	2012	U12	(1)		NOR	14.00	* 13.62	13.62	
2	1	103517 CROFT Fred	2013	U12	(2)		NOR	14.47	* 14.04	14.04	0.42
3	46	PRESENCE James	2012	U12	(3)		HEM	14.89	* 14.88	14.88	1.26
4	50	103540 FRASER Daniel	2012	U12	(4)		HEM	15.44	* 15.06	15.06	1.44
5	43	104874 BENTON Henry	2012	U12	(5)		HEM	15.91	* 15.37	15.37	1.75
6	5	104162 BUCKLEE Zack	2013	U12	(6)		NOR	15.87	* 15.50	15.50	1.88
7	32	102749 KEITH Samuel	2012	U12	(7)		HEM	16.04	* 15.85	15.85	2.23
8	29	FISHER Henry	2013	U12	(8)		HEM	16.74	* 16.24	16.24	2.62
9	16	HARRIS-PAGE Theo	2012	U12	(9)		VIK	17.14	* 16.36	16.36	2.74
10	7	26331 TAYLOR Joshua	2012	U12	(10)		HEM	22.35	* 16.65	16.65	3.03
11	47	DRUMMOND Lawrence	2013	U12	(11)		VIK	18.05	* 17.45	17.45	3.83

=== ERSA Under 14 Girls ===

1	161	25432 ARNOLD Evienne	2010	U14	(1)		HEM	* 13.21	13.21	13.21	
2	80	25086 FLITTON Lily	2011	U14	(2)		HEM	14.25	* 13.34	13.34	0.13
3	150	104217 COUDENHOVE-KALERGI Xenia	2011	U14	(3)		HEM	* 13.47	13.69	13.47	0.26
4	90	25937 SHELOFF Ava	2011	U14	(4)		HEM	* 13.65	DNF	13.65	0.44
5	151	25587 CURTIS Audrey	2011	U14	(5)		HEM	13.80	* 13.74	13.74	0.53
6	146	REESON Elise	2011	U14	(6)		HEM	14.22	* 14.17	14.17	0.96
7	164	HODGKINSON Amelia	2010	U14	(7)		VIK	14.89	* 14.72	14.72	1.51
8	122	SAWFORD Isabelle	2010	U14	(8)		NOR	* 15.40	17.00	15.40	2.19
9	114	103163 FISKE Jemima	2010	U14	(9)		NOR	* 15.87	16.40	15.87	2.66
10	156	DRUMMOND Clemence	2011	U14	(10)		VIK	26.68	* 24.56	24.56	11.35

=== ERSA Under 14 Boys ===

1	79	24222 WONTNER Rufus	2010	U14	(1)		HEM	12.52	* 12.24	12.24	
2	86	24634 BARNES Hunter	2010	U14	(2)		HEM	13.09	* 12.99	12.99	0.75
3	69	27051 CHEONGVEE Isaac	2011	U14	(3)		NOR	13.41	* 13.35	13.35	1.11
4	99	103250 ABREY Joshua	2010	U14	(4)		VIK	* 13.61	13.80	13.61	1.37
5	96	103527 WARD Lewy	2011	U14	(5)		NOR	14.04	* 13.95	13.95	1.71
6	101	103008 RICH Alfie	2011	U14	(6)		NOR	* 13.99	13.99	13.99	1.75
7	157	103563 HUNTER George	2011	U14	(7)		VIK	14.69	* 14.28	14.28	2.04
8	152	GOPEE Navin	2011	U14	(8)		NOR	* 14.51	32.75	14.51	2.27

EASTERN REGION SNOWSPORTS ASSOCIATION 2023

Team Evolution ERSA Summer League

Hemel - Extended Slalom

ERSA Summer League - Final Ranking

Rank	Bib.	Code Name	Year	Cat	(Rank)	====	Club	Run 1	Run 2	Time	Gap
9	134	DAMEN Xander	2011	U14	(9)		VIK	14.73	* 14.66	14.66	2.42
10	83	26370 KINGE Jacob	2010	U14	(10)		NOR	* 14.73	15.06	14.73	2.49
11	165	102678 BURNETT-HALL Oscar	2011	U14	(11)		VIK	* 14.81	15.06	14.81	2.57
12	131	104010 MCPHAIL Cameron	2010	U14	(12)		ESX	* 15.26	15.57	15.26	3.02
13	144	26935 BACON William	2011	U14	(13)		HEM	15.85	* 15.39	15.39	3.15
14	149	DOUBLE Ross	2011	U14	(14)		VIK	* 15.59	15.92	15.59	3.35
15	136	SEARCH Toby	2010	U14	(15)		ESX	16.25	* 15.97	15.97	3.73
16	130	GIBSON Alexander	2010	U14	(16)		SMK	16.36	* 15.98	15.98	3.74
17	140	DE MENDONCA Jack	2011	U14	(17)		ESX	17.72	* 17.26	17.26	5.02






==== ERSA Under 16 Girls ====

1	76	102720 HAMER Melissa	2009	U16	(1)		HEM	* 13.73	13.94	13.73	
2	105	104370 HUNTER Florence	2008	U16	(2)		VIK	15.02	* 14.99	14.99	1.26
3	133	DA RE Carla	2009	U16	(3)		VIK	18.42	* 17.90	17.90	4.17




==== ERSA Under 16 Boys ====

1	75	23655 PARKER Alfie	2008	U16	(1)		HEM	12.82	* 12.42	12.42	
2	92	24267 KINGSLEY Max	2008	U16	(2)		HEM	13.05	* 12.79	12.79	0.37
3	97	24266 KINGSLEY Sam	2008	U16	(3)		HEM	13.30	* 12.82	12.82	0.40
4	145	103827 PADOAN Matteo	2008	U16	(4)		SMK	12.96	* 12.85	12.85	0.43
5	108	23898 WONTNER Benjamin	2008	U16	(5)		HEM	13.35	* 12.98	12.98	0.56
6	94	102772 WILSON Thomas	2009	U16	(6)		NOR	13.24	* 13.12	13.12	0.70
7	77	27064 HARTNELL Sonny	2009	U16	(7)		NOR	* 13.27	22.82	13.27	0.85
8	84	103542 WARD Marley	2009	U16	(8)		NOR	* 13.56	13.90	13.56	1.14
9	124	BARTLETT Tom	2008	U16	(9)		NOR	* 14.95	15.00	14.95	2.53
10	139	DAMEN Johannes	2009	U16	(10)		VIK	16.08	* 15.89	15.89	3.47
11	153	VAN WALSUM Hans	2008	U16	(11)		VIK	16.14	* 16.11	16.11	3.69
12	138	COLLIER-BROWN Rudy	2009	U16	(12)		ESX	18.03	* 17.30	17.30	4.88

==== ERSA Under 18 Ladies ====

1	61	25685 FLITTON Zoe	2006	U18	(1)		HEM	13.10	* 13.00	13.00	
2	64	26015 GIBBS Heidi	2007	U18	(2)		NOR	13.57	* 13.53	13.53	0.53
3	135	FERGUSON Scarlett	2007	U18	(3)		HEM	14.70	* 14.50	14.50	1.50
4	116	103591 MOORE Imogen	2006	U18	(4)		HEM	* 15.63	15.63	15.63	2.63
5	129	103484 YANETSKI Daisy	2007	U18	(5)		WGC	* 16.93	17.16	16.93	3.93

==== ERSA Under 18 Men ====

1	72	24227 HADINGHAM Alex	2006	U18	(1)		NOR	12.75	* 12.41	12.41	
2	123	WYATT Lewis	2006	U18	(2)		ESX	14.56	* 14.52	14.52	2.11
3	118	GOPEE Kiran	2007	U18	(3)		NOR	* 14.81	14.86	14.81	2.40

==== ERSA Under 21 Ladies ====


1	63	23246 WARNE Charlotte	2003	U21	(1)		HEM	12.92	* 12.12	12.12	
---	----	-----------------------	------	-----	-----	---	-----	-------	---------	--------------	--

EASTERN REGION SNOWSPORTS ASSOCIATION 2023




Team Evolution ERSA Summer League

Hemel - Extended Slalom




ERSA Summer League - Final Ranking

Rank	Bib.	Code Name	Year	Cat	(Rank)	===	Club	Run 1	Run 2	Time	Gap
2	62	22937 ALEY Lauren	2005	U21	(2)		HEM	12.67	* 12.64	12.64	0.52






=== ERSA Under 21 Men ===

1	73	25753 DUFF Matthew	2003	U21	(1)		SMK	* 12.21	12.28	12.21	
2	65	37855 TURNER Alfie	2003	U21	(2)		HEM	* 13.04	13.37	13.04	0.83
3	71	20264 REIDY Thomas	2003	U21	(3)		HEM	* 14.15	15.75	14.15	1.94

=== ERSA Senior/Masters 1 Ladies ===

1	93	HARRISON Kara	1996	SM1	(1)		HEM	14.09	* 13.90	13.90	
2	148	HEATH Jennifer	1985	SM1	(2)		SMK	* 15.09	15.24	15.09	1.19
3	127	PARSONS Stephanie	1989	SM1	(3)		SMK	16.91	* 16.77	16.77	2.87








=== ERSA Senior/Masters 1 Men ===

1	66	21196 URQUHART Colm	2001	SM1	(1)		HEM	12.34	* 12.00	12.00	
2	137	23652 ROLFE Joshua	2002	SM1	(2)		HEM	12.55	* 12.50	12.50	0.50
3	74	18661 WARMINGTON Richard	1997	SM1	(3)		HEM	12.82	* 12.52	12.52	0.52
4	103	103357 CLUBB Benjamin	2001	SM1	(4)		SMK	13.01	* 12.84	12.84	0.84
5	106	BEANEY John	1996	SM1	(5)		SMK	14.36	* 13.70	13.70	1.70




=== ERSA Masters 2 Ladies ===

1	142	SISSON Katherine	1979	MA2	(1)		VIK	18.44	* 18.07	18.07	
---	-----	------------------	------	-----	-----	---	-----	-------	---------	-------	--


=== ERSA Masters 2 Men ===

1	82	GREEN Alexander	1978	MA2	(1)		VIK	13.32	* 13.17	13.17	
2	95	21654 IMAMZADE Murat	1982	MA2	(2)		HEM	14.11	* 13.35	13.35	0.18
3	78	102762 BARAZI Moggy	1977	MA2	(3)		HEM	13.59	* 13.46	13.46	0.29
4	159	BATES Simon	1974	MA2	(4)		HEM	13.80	* 13.63	13.63	0.46
5	119	SAWFORD Chris	1983	MA2	(5)		NOR	15.05	* 14.35	14.35	1.18
6	110	FISKE Richard	1975	MA2	(6)		NOR	15.58	* 15.31	15.31	2.14
7	147	104865 LI Xiaofan	1983	MA2	(7)		HEM	16.13	* 15.70	15.70	2.53

=== ERSA Masters 3 Ladies ===

1	98	14159 ANDERSON Beverley	1970	MA3	(1)		VIK	14.83	* 14.25	14.25	
2	104	20742 SAMPSON Melissa	1971	MA3	(2)		NOR	15.88	* 14.58	14.58	0.33
3	115	GUNNER Natalie	1972	MA3	(3)		SMK	15.40	* 15.14	15.14	0.89

=== ERSA Masters 3 Men ===




1	85	24084 KING Alistair	1967	MA3	(1)		HEM	13.29	* 12.88	12.88	
---	----	---------------------	------	-----	-----	---	-----	-------	---------	-------	--

EASTERN REGION SNOWSPORTS ASSOCIATION 2023




Team Evolution ERSA Summer League

Hemel - Extended Slalom

ERSA Summer League - Final Ranking

































Rank	Bib.	Code Name	Year	Cat	(Rank)	===	Club	Run 1	Run 2	Time	Gap
2	100	24998 WALKINGTON Stuart	1972	MA3	(2)		HEM	13.35	* 13.02	13.02	0.14
3	120	25889 SPICER Kevin	1972	MA3	(3)		HEM	15.98	* 15.72	15.72	2.84
4	112	26056 BARTLETT James	1968	MA3	(4)		NOR	* 16.13	16.15	16.13	3.25

=== ERSA Masters 4 Men ===

1	162	SLATER Simon	1962	MA4	(1)		HEM	14.35	* 13.93	13.93	
2	125	10372 ANDERSON Christopher	1959	MA4	(2)		VIK	* 15.17	15.68	15.17	1.24
3	143	ROBINSON Neil	1961	MA4	(3)		NOR	19.96	* 18.85	18.85	4.92

Not classified

Did Not Start - Run 1 (32)

13	26132	BARNES Alexander	2013	U12			SMK				
18		BLAKE Dolcie	2012	U12			ESX				
19		SIMS Ocean	2012	U12			NOR				
21	103249	ABREY Kitty	2012	U12			VIK				
24	102714	HOOPER TURBIN Eugenie	2013	U12			ESX				
34		HERBEERT Ilennea	2012	U12			ESX				
37	27030	ARNOLD Amelie	2013	U12			HEM				
45	103572	JANICJEVIC Mala	2013	U12			HEM				
67	102708	HARDY Keira	2009	U16			ESX				
68	25541	WELSH Madeleine	2009	U16			VIK				
70	102774	SNELLING George	2008	U16			NOR				
81	26899	WHITMORE Alice	2008	U16			HEM				
87	102778	SNELLING Rufus	2009	U16			NOR				
88	26747	BURNS Robert	2010	U14			ESX				
89	103690	HERBERT Nathaniel	2009	U16			ESX				
91	26064	BROUGHTON Noah	2006	U18			SMK				
102		AMOS Lilly-Ella	2008	U16			ESX				
107		AMOS Brody	2010	U14			ESX				
109	26131	BARNES Jake	2010	U14			SMK				
111	12230	AMOS Martyn	1977	MA2			ESX				
113		DA RE Sebastiano	2008	U16			VIK				
117		DE MENDONCA Ana	2009	U16			ESX				
121	24067	SABHARWAL Sienna	2009	U16			HEM				
126	8713	CLARKE Christopher	1959	MA4			HEM				
128	26921	GINTY Leonardo	2011	U14			HEM				
132	25953	HARRISON Anna	1970	MA3			HEM				
141		BRADLEY Stephen	1956	MA4			HEM				
154		ALLEN Jack	2011	U14			NOR				
155	103373	JANICJEVIC Milan	2010	U14			HEM				
158	104910	FISHER George	2011	U14			HEM				
160		HAINES George	2011	U14			HEM				
163		SUZIC Alexander	2011	U14			HEM				

Did Not Finish - Run 1 (1)












52	104905	BATES Arthur	2015	U10			HEM				
----	--------	--------------	------	-----	--	---	-----	--	--	--	--

EASTERN REGION SNOWSPORTS ASSOCIATION 2023

Team Evolution ERSA Summer League

Hemel - Extended Slalom

ERSA Summer League - Final Ranking

Rank	Bib.	Code Name	Year	Cat	(Rank)	====	Club	Run 1	Run 2	Time	Gap
Did Not Start - Run 2 (33)											
13	26132	BARNES Alexander	2013	U12			SMK				
18		BLAKE Dolcie	2012	U12			ESX				
19		SIMS Ocean	2012	U12			NOR				
21	103249	ABREY Kitty	2012	U12			VIK				
24	102714	HOOPER TURBIN Eugenie	2013	U12			ESX				
34		HERBEERT Ilenna	2012	U12			ESX				
37	27030	ARNOLD Amelie	2013	U12			HEM				
45	103572	JANICIJEVIC Mala	2013	U12			HEM				
52	104905	BATES Arthur	2015	U10			HEM				
67	102708	HARDY Keira	2009	U16			ESX				
68	25541	WELSH Madeleine	2009	U16			VIK				
70	102774	SNELLING George	2008	U16			NOR				
81	26899	WHITMORE Alice	2008	U16			HEM				
87	102778	SNELLING Rufus	2009	U16			NOR				
88	26747	BURNS Robert	2010	U14			ESX				
89	103690	HERBERT Nathaniel	2009	U16			ESX				
91	26064	BROUGHTON Noah	2006	U18			SMK				
102		AMOS Lilly-Ella	2008	U16			ESX				
107		AMOS Brody	2010	U14			ESX				
109	26131	BARNES Jake	2010	U14			SMK				
111	12230	AMOS Martyn	1977	MA2			ESX				
113		DA RE Sebastiano	2008	U16			VIK				
117		DE MENDONCA Ana	2009	U16			ESX				
121	24067	SABHARWAL Sienna	2009	U16			HEM				
126	8713	CLARKE Christopher	1959	MA4			HEM				
128	26921	GINTY Leonardo	2011	U14			HEM				
132	25953	HARRISON Anna	1970	MA3			HEM				
141		BRADLEY Stephen	1956	MA4			HEM				
154		ALLEN Jack	2011	U14			NOR				
155	103373	JANICIJEVIC Milan	2010	U14			HEM				
158	104910	FISHER George	2011	U14			HEM				
160		HAINES George	2011	U14			HEM				
163		SUZIC Alexander	2011	U14			HEM				

Did Not Finish - Run 2 (1)

90	25937	SHELOFF Ava	2011	U14			HEM	* 13.65			
----	-------	--------------------	------	-----	--	---	-----	---------	--	--	--

(DNS: Did Not Start, DNF: Did Not Finish, DSQ: Disqualified, NPS: Not Permitted to Start)