

EASTERN REGION SNOWSPORTS ASSOCIATION 2023



Team Evolution ERSA Summer League

SMK - Extended Slalom





ERSA Summer League ES - Final Ranking

Rank	Bib.	Code Name	Year	Cat	(Rank)	====	Club	Run 1	Run 2	Time	Gap
------	------	-----------	------	-----	--------	------	------	-------	-------	------	-----










=== ERSa Under 08 Girls===

1	36	BUCKLEE Madeleine	2016	U08	(1)		NOR	DNF	* 23.98	23.98	
2	50	SMYTH Ella Rose	2016	U08	(2)		SMK	* 24.59	DSQ	24.59	0.61








=== ERSa Under 10 Girls ===

1	18	PARKER Harriet	2014	U10	(1)	VIK /	VIK	DNF	* 16.41	16.41	
2	9	104913 CROFT Ida	2015	U10	(2)		NOR	* 17.65	DSQ	17.65	1.24
3	30	103554 SZAKOLA Karolina	2014	U10	(3)		HEM	18.21	* 17.78	17.78	1.37
4	48	AKINBADE Isabelle	2015	U10	(4)		SMK	19.89	* 18.91	18.91	2.50
5	25	SAWFORD Charlotte	2014	U10	(5)		NOR	19.63	* 19.03	19.03	2.62

=== ERSa Under 10 Boys ===

1	2	102991 CURTIS Jack	2014	U10	(1)		HEM	16.23	* 15.52	15.52	
2	44	BATES Arthur	2015	U10	(2)		HEM	16.70	* 16.21	16.21	0.69
3	27	104878 HANNS Thomas	2014	U10	(3)		HEM	16.90	* 16.65	16.65	1.13
4	41	27057 TAYLOR Benjamin	2014	U10	(4)		HEM	17.00	* 16.72	16.72	1.20
5	42	LANGHOLZ Oliver	2015	U10	(5)		HEM	17.25	* 16.88	16.88	1.36
6	47	OWEN Guy	2014	U10	(6)		HEM	17.86	* 17.06	17.06	1.54
7	38	MASON Lewis	2014	U10	(7)		HEM	17.91	* 17.50	17.50	1.98
8	21	104011 MCPHAIL Harry	2015	U10	(8)		HEM	19.30	* 19.04	19.04	3.52
9	31	104864 TAN Austin	2014	U10	(9)		HEM	* 19.80	19.83	19.80	4.28
10	35	MARTINEZ Alfred	2015	U10	(10)	SMK /	SMK	24.40	* 23.22	23.22	7.70

=== ERSa Under 12 Girls ===

1	14	25588 CURTIS Sylvia	2012	U12	(1)		HEM	15.04	* 14.79	14.79	
2	8	103007 CHEONGVEE Betsy	2013	U12	(2)		NOR	* 15.29	15.31	15.29	0.50
3	12	103548 POWNALL Olivia	2012	U12	(3)		NOR	DNF	* 16.06	16.06	1.27
4	13	ANDERSON Esme	2012	U12	(4)		VIK	16.31	* 16.23	16.23	1.44
4	6	103699 LAVERS-GRAFTON Georgina	2012	U12	(4)		NOR	17.64	* 16.23	16.23	1.44
6	16	ROBINSON Adelaide	2013	U12	(6)		NOR	16.67	* 16.34	16.34	1.55
7	43	BENTON Emily	2012	U12	(7)		HEM	16.63	* 16.42	16.42	1.63











EASTERN REGION SNOWSPORTS ASSOCIATION 2023

Team Evolution ERSA Summer League

SMK - Extended Slalom










ERSA Summer League ES - Final Ranking

Rank	Bib.	Code Name	Year	Cat	(Rank)	===	Club	Run 1	Run 2	Time	Gap
8	24	103589 SRIVASTAVA Sia	2013	U12	(8)		HEM	DSQ	* 17.40	17.40	2.61
9	34	104145 BAIN Jenny	2012	U12	(9)		HEM	* 17.68	DSQ	17.68	2.89
10	22	102714 HOOPER TURBIN Eugenie	2013	U12	(10)		ESX	18.53	* 18.11	18.11	3.32
11	29	MARTINEZ Lily	2013	U12	(11)	SMK /	SMK	18.58	* 18.18	18.18	3.39
12	37	WILSON Caitlin	2012	U12	(12)		NOR	19.56	* 18.53	18.53	3.74
13	32	HERBERT Ileneea	2012	U12	(13)		ESX	* 18.94	18.99	18.94	4.15
14	26	ROBINSON April	2013	U12	(14)		NOR	19.92	* 19.86	19.86	5.07
15	46	HALL Freya	2012	U12	(15)		HEM	DSQ	* 20.52	20.52	5.73
16	20	GREEN Sofia	2013	U12	(16)		VIK	DNF	* 20.92	20.92	6.13

=== ERSA Under 12 Boys ===

1	1	26331 TAYLOR Joshua	2012	U12	(1)		HEM	14.78	* 14.29	14.29	
2	5	27059 WALKER Elliot	2012	U12	(2)		NOR	* 14.58	DNF	14.58	0.29
3	4	102674 OWEN Alexander	2012	U12	(3)		HEM	15.57	* 15.00	15.00	0.71
4	11	103517 CROFT Fred	2013	U12	(4)		NOR	15.40	* 15.27	15.27	0.98
5	49	BENTON Henry	2012	U12	(5)		HEM	16.47	* 16.13	16.13	1.84
6	28	FISHER Henry	2013	U12	(6)		HEM	DNF	* 16.45	16.45	2.16
7	3	104162 BUCKLEE Zack	2013	U12	(7)		NOR	DNF	* 16.58	16.58	2.29
8	7	HARRIS-PAGE Theo	2012	U12	(8)		VIK	17.27	* 17.13	17.13	2.84
9	40	DRUMMOND Lawrence	2013	U12	(9)		VIK	21.47	* 19.29	19.29	5.00

=== ERSA Under 14 Girls ===

1	76	25086 FLITTON Lily	2011	U14	(1)		HEM	14.54	* 14.41	14.41	
2	145	25587 CURTIS Audrey	2011	U14	(2)		HEM	14.96	* 14.62	14.62	0.21
3	85	25937 SHELOFF Ava	2011	U14	(3)		HEM	14.88	* 14.70	14.70	0.29
4	138	45539 WINTER Tallulah	2010	U14	(4)		HEM	* 14.72	14.98	14.72	0.31
5	144	HODGKINSON Amelia	2010	U14	(5)		VIK	15.05	* 14.87	14.87	0.46
6	116	SAWFORD Isabelle	2010	U14	(6)		NOR	* 17.08	17.33	17.08	2.67
7	109	103163 FISKE Jemima	2010	U14	(7)	NOR /	NOR	17.50	* 17.11	17.11	2.70
8	147	BELLWOOD Sophie	2011	U14	(8)		NOR	19.05	* 18.47	18.47	4.06
9	141	CHEN Gala	2011	U14	(9)		WGC	* 19.03	19.04	19.03	4.62
10	137	DRUMMOND Clemence	2011	U14	(10)		VIK	23.00	* 22.62	22.62	8.21

=== ERSA Under 14 Boys ===






1	75	24222 WONTNER Rufus	2010	U14	(1)		HEM	* 13.39	13.52	13.39	
2	58	27051 CHEONGVEE Isaac	2011	U14	(2)		NOR	* 14.17	DNF	14.17	0.78
3	139	103563 HUNTER George	2011	U14	(3)		VIK	* 14.26	14.41	14.26	0.87
4	81	24634 BARNES Hunter	2010	U14	(4)		HEM	* 14.44	14.46	14.44	1.05
5	91	103527 WARD Lewy	2011	U14	(5)		NOR	14.87	* 14.45	14.45	1.06
6	94	103250 ABREY Joshua	2010	U14	(6)		VIK	* 14.68	DNF	14.68	1.29
7	96	103008 RICH Alfie	2011	U14	(7)		NOR	* 14.78	14.91	14.78	1.39
8	128	DAMEN Xander	2011	U14	(8)		VIK	15.36	* 15.15	15.15	1.76
9	83	26747 BURNS Robert	2010	U14	(9)		ESX	15.20	* 15.16	15.16	1.77
10	78	26370 KINGE Jacob	2010	U14	(10)		NOR	15.85	* 15.40	15.40	2.01
11	143	GOPEE Navin	2011	U14	(11)		NOR	* 15.58	DNF	15.58	2.19
12	155	102678 BURNETT-HALL Oscar	2011	U14	(12)		VIK	* 15.94	16.11	15.94	2.55

EASTERN REGION SNOWSPORTS ASSOCIATION 2023






Team Evolution ERSA Summer League

SMK - Extended Slalom







ERSA Summer League ES - Final Ranking

Rank	Bib.	Code Name	Year	Cat	(Rank)	===	Club	Run 1	Run 2	Time	Gap
13	149	DOUBLE Ross	2011	U14	(13)		VIK	16.20	* 16.00	16.00	2.61
14	125	104010 MCPHAIL Cameron	2010	U14	(14)		ESX	16.51	* 16.16	16.16	2.77
15	148	BACON William	2011	U14	(15)		HEM	16.28	* 16.21	16.21	2.82
16	146	FISHER George	2011	U14	(16)		HEM	17.21	* 16.64	16.64	3.25
17	124	GIBSON Alexander	2010	U14	(17)		SMK	* 17.26	17.28	17.26	3.87





=== ERSA Under 16 Girls ===

1	55	26498 WATSON Antonia	2009	U16	(1)		NOR	14.31	* 14.26	14.26	
2	71	102708 HARDY Keira	2009	U16	(2)		ESX	15.40	* 15.10	15.10	0.84
3	100	PETERS Cassandre	2008	U16	(3)		WGC	* 15.48	19.84	15.48	1.22
4	99	104370 HUNTER Florence	2008	U16	(4)		VIK	16.09	* 15.91	15.91	1.65
5	115	24067 SABHARWAL Sienna	2009	U16	(5)		HEM	* 15.97	16.06	15.97	1.71






=== ERSA Under 16 Boys ===

1	103	23898 WONTNER Benjamin	2008	U16	(1)		HEM	13.47	* 13.25	13.25	
2	60	23655 PARKER Alfie	2008	U16	(2)		HEM	13.57	* 13.28	13.28	0.03
3	87	24267 KINGSLEY Max	2008	U16	(3)		HEM	14.40	* 13.75	13.75	0.50
4	92	24266 KINGSLEY Sam	2008	U16	(4)		HEM	13.99	* 13.77	13.77	0.52
5	150	103827 PADOAN Matteo	2008	U16	(5)		SMK	13.97	* 13.79	13.79	0.54
6	104	25835 OWEN Francis	2009	U16	(6)		HEM	* 14.09	14.27	14.09	0.84
7	89	102772 WILSON Thomas	2009	U16	(7)		NOR	14.63	* 14.13	14.13	0.88
8	79	103542 WARD Marley	2009	U16	(8)		NOR	14.54	* 14.17	14.17	0.92
9	84	103690 HERBERT Nathaniel	2009	U16	(9)		ESX	* 14.35	DNF	14.35	1.10
10	73	27064 HARTNELL Sonny	2009	U16	(10)		NOR	* 14.80	DNF	14.80	1.55
11	118	BARTLETT Tom	2008	U16	(11)		NOR	15.46	* 15.26	15.26	2.01
12	133	DAMEN Johannes	2009	U16	(12)		VIK	16.80	* 15.71	15.71	2.46
13	108	DA RE Sebastiano	2008	U16	(13)		VIK	16.27	* 16.00	16.00	2.75
14	140	VAN WALSUM Hans	2008	U16	(14)		VIK	* 16.09	16.24	16.09	2.84
15	132	COLLIER-BROWN Rudy	2009	U16	(15)		ESX	18.69	* 18.32	18.32	5.07

=== ERSA Under 18 Ladies ===

1	70	26015 GIBBS Heidi	2007	U18	(1)		NOR	14.02	* 13.82	13.82	
2	64	25685 FLITTON Zoe	2006	U18	(2)		HEM	14.83	* 14.55	14.55	0.73
3	111	103591 MOORE Imogen	2006	U18	(3)		HEM	* 16.50	16.60	16.50	2.68
4	123	103484 YANETSKI Daisy	2007	U18	(4)		WGC	* 18.49	19.63	18.49	4.67

=== ERSA Under 18 Men ===

1	65	26497 WATSON Toby	2007	U18	(1)		NOR	13.59	* 13.46	13.46	
2	57	24227 HADINGHAM Alex	2006	U18	(2)		NOR	13.99	* 13.86	13.86	0.40
3	86	26064 BROUGHTON Noah	2006	U18	(3)		SMK	* 14.19	DNF	14.19	0.73
4	117	WYATT Lewis	2006	U18	(4)		ESX	* 15.07	15.10	15.07	1.61
5	113	GOPEE Kiran	2007	U18	(5)		NOR	* 15.41	DNF	15.41	1.95

EASTERN REGION SNOWSPORTS ASSOCIATION 2023



Team Evolution ERSA Summer League

SMK - Extended Slalom




ERSA Summer League ES - Final Ranking

Rank	Bib.	Code	Name	Year	Cat	(Rank)	====	Club	Run 1	Run 2	Time	Gap
------	------	------	------	------	-----	--------	------	------	-------	-------	------	-----

==== ERSA Under 21 Ladies ====

1	61	23246	WARNE Charlotte	2003	U21	(1)		HEM	13.70	* 13.49	13.49	
2	69	22937	ALEY Lauren	2005	U21	(2)		HEM	14.44	* 13.94	13.94	0.45







==== ERSA Under 21 Men ====

1	63	25753	DUFF Matthew	2003	U21	(1)		SMK	13.69	* 13.29	13.29	
2	62	37272	METHERINGHAM Zachary	2004	U21	(2)		SMK	13.81	* 13.41	13.41	0.12
3	59	37855	TURNER Alfie	2003	U21	(3)		HEM	* 14.08	14.32	14.08	0.79
4	66	20264	REIDY Thomas	2003	U21	(4)	HEM /	HEM	20.02	* 14.69	14.69	1.40

==== ERSA Senior/Masters 1 Ladies ====

1	121		PARSONS Stephanie	1989	SM1	(1)		SMK	17.29	* 16.93	16.93	
---	-----	--	-------------------	------	-----	-----	---	-----	-------	---------	--------------	--






==== ERSA Senior/Masters 1 Men ====

1	56	21196	URQUHART Colm	2001	SM1	(1)		HEM	13.42	* 13.12	13.12	
2	97	103357	CLUBB Ben	2001	SM1	(2)		SMK	13.44	* 13.23	13.23	0.11
3	131	23652	ROLFE Joshua	2002	SM1	(3)		HEM	13.75	* 13.71	13.71	0.59
4	68	18661	WARMINGTON Richard	1997	SM1	(4)		HEM	* 14.17	14.21	14.17	1.05
5	154	103490	HORNER Jonathan	1989	SM1	(5)		HEM	* 14.21	DSQ	14.21	1.09
6	101		BEANEY John	1996	SM1	(6)		SMK	15.40	* 15.07	15.07	1.95





==== ERSA Masters 2 Ladies ====

1	134		SISSON Katherine	1979	MA2	(1)		VIK	* 19.37	19.44	19.37	
---	-----	--	------------------	------	-----	-----	---	-----	---------	-------	--------------	--

==== ERSA Masters 2 Men ====

1	77		GREEN Alexander	1978	MA2	(1)		VIK	* 13.44	22.45	13.44	
2	142		BATES Simon	1974	MA2	(2)		HEM	14.42	* 14.21	14.21	0.77
2	90	21654	IMAMZADE Murat	1982	MA2	(2)		HEM	14.47	* 14.21	14.21	0.77
4	112		SAWFORD Chris	1983	MA2	(4)		NOR	15.20	* 14.56	14.56	1.12
5	122		FISKE Richard	1975	MA2	(5)		NOR	17.43	* 17.00	17.00	3.56

==== ERSA Masters 3 Ladies ====

1	93	14159	ANDERSON Beverley	1970	MA3	(1)		VIK	15.82	* 15.29	15.29	
2	98	20742	SAMPSON Melissa	1971	MA3	(2)		NOR	* 15.50	16.10	15.50	0.21
3	110		GUNNER Natalie	1972	MA3	(3)		SMK	16.23	* 16.00	16.00	0.71
4	126	25953	HARRISON Anna	1970	MA3	(4)		HEM	* 16.97	17.55	16.97	1.68

EASTERN REGION SNOWSPORTS ASSOCIATION 2023







Team Evolution ERSA Summer League

SMK - Extended Slalom



ERSA Summer League ES - Final Ranking

Rank	Bib.	Code	Name	Year	Cat	(Rank)	====	Club	Run 1	Run 2	Time	Gap
------	------	------	------	------	-----	--------	------	------	-------	-------	------	-----

==== ERSA Masters 3 Men ====

1	95	24998	WALKINGTON Stuart	1972	MA3	(1)		HEM	14.92	* 14.26	14.26	
2	80	24084	KING Alistair	1967	MA3	(2)		HEM	14.64	* 14.32	14.32	0.06
3	102	18665	SYDER Mark	1967	MA3	(3)		NOR	* 15.47	15.47	15.47	1.21
4	114	25889	SPICER Kevin	1972	MA3	(4)		HEM	17.16	* 17.13	17.13	2.87
5	151		MOSELEY Chris	1964	MA3	(5)		SMK	* 17.15	17.37	17.15	2.89
6	107	26056	BARTLETT James	1968	MA3	(6)		NOR	* 17.41	18.66	17.41	3.15

==== ERSA Masters 4 Men ====






1	153		SLATER Simon	1962	MA4	(1)		HEM	15.74	* 15.45	15.45	
2	119	10372	ANDERSON Christopher	1959	MA4	(2)		VIK	17.02	* 16.67	16.67	1.22
3	135		ROBINSON Neil	1961	MA4	(3)		NOR	* 20.92	21.44	20.92	5.47

Not classified

Did Not Start - Run 1 (21)

10	194888		DRURY Ethan	2014	U10			HEM				
15	26132		BARNES Alexander	2013	U12			SMK				
17			SIMS Ocean	2012	U12			NOR				
19	103249		ABREY Kitty	2012	U12			VIK				
23			CRAIG Elise	2012	U12		SMK /	SMK				
33			KOLLAR Ella	2012	U12			HEM				
39			SWARTZ Aaron	2012	U12			VIK				
45	103365		DAVIES Giselle	2012	U12			HEM				
67	25541		WELSH Madeleine	2009	U16			VIK				
72	102774		SNELLING George	2008	U16			NOR				
74	102762		BARAZI Moggy	1977	MA2			HEM				
82	102778		SNELLING Rufus	2009	U16			NOR				
88	102779		MACKAY Tristan	2007	U18			NOR				
105	26131		BARNES Jake	2010	U14			SMK				
106	24107		STOREY Charles	1993	SM1			NOR				
120	8713		CLARKE Christopher	1959	MA4			HEM				
127			DA RE Carla	2009	U16			VIK				
129			FERGUSON Scarlett	2007	U18			HEM				
130			SEARCH Toby	2010	U14			ESX				
136			MALLINA Kavin	2011	U14			WGC				
152			ALLEN Jack	2011	U14			NOR				

Did Not Finish - Run 1 (6)

3	104162		BUCKLEE Zack	2013	U12			NOR		* 16.58		
12	103548		POWNALL Olivia	2012	U12			NOR		* 16.06		
18			PARKER Harriet	2014	U10		VIK /	VIK		* 16.41		
20			GREEN Sofia	2013	U12			VIK		* 20.92		
28			FISHER Henry	2013	U12			HEM		* 16.45		
36			BUCKLEE Madeleine	2016	U08			NOR		* 23.98		

Disqualified - Run 1 (2)

24	103589		SRIVASTAVA Sia	2013	U12			HEM		* 17.40		
----	--------	--	-----------------------	------	-----	--	---	-----	--	---------	--	--

EASTERN REGION SNOWSPORTS ASSOCIATION 2023









Team Evolution ERSA Summer League

SMK - Extended Slalom





ERSA Summer League ES - Final Ranking

Rank	Bib.	Code Name	Year	Cat	(Rank)	====	Club	Run 1	Run 2	Time	Gap
	46	HALL Freya	2012	U12			HEM		* 20.52		
Did Not Start - Run 2 (21)											
	10	194888 DRURY Ethan	2014	U10			HEM				
	15	26132 BARNES Alexander	2013	U12			SMK				
	17	SIMS Ocean	2012	U12			NOR				
	19	103249 ABREY Kitty	2012	U12			VIK				
	23	CRAIG Elise	2012	U12		SMK / 	SMK				
	33	KOLLAR Ella	2012	U12			HEM				
	39	SWARTZ Aaron	2012	U12			VIK				
	45	103365 DAVIES Giselle	2012	U12			HEM				
	67	25541 WELSH Madeleine	2009	U16			VIK				
	72	102774 SNELLING George	2008	U16			NOR				
	74	102762 BARAZI Moggy	1977	MA2			HEM				
	82	102778 SNELLING Rufus	2009	U16			NOR				
	88	102779 MACKAY Tristan	2007	U18			NOR				
	105	26131 BARNES Jake	2010	U14			SMK				
	106	24107 STOREY Charles	1993	SM1			NOR				
	120	8713 CLARKE Christopher	1959	MA4			HEM				
	127	DA RE Carla	2009	U16			VIK				
	129	FERGUSON Scarlett	2007	U18			HEM				
	130	SEARCH Toby	2010	U14			ESX				
	136	MALLINA Kavin	2011	U14			WGC				
	152	ALLEN Jack	2011	U14			NOR				

Did Not Finish - Run 2 (8)

	5	27059 WALKER Elliot	2012	U12			NOR	* 14.58			
	58	27051 CHEONGVEE Isaac	2011	U14			NOR	* 14.17			
	73	27064 HARTNELL Sonny	2009	U16			NOR	* 14.80			
	84	103690 HERBERT Nathaniel	2009	U16			ESX	* 14.35			
	86	26064 BROUGHTON Noah	2006	U18			SMK	* 14.19			
	94	103250 ABREY Joshua	2010	U14			VIK	* 14.68			
	113	GOPEE Kiran	2007	U18			NOR	* 15.41			
	143	GOPEE Navin	2011	U14			NOR	* 15.58			

Disqualified - Run 2 (4)

	9	104913 CROFT Ida	2015	U10			NOR	* 17.65			
	34	104145 BAIN Jenny	2012	U12			HEM	* 17.68			
	50	SMYTH Ella Rose	2016	U08			SMK	* 24.59			
	154	103490 HORNER Jonathan	1989	SM1			HEM	* 14.21			

(DNS: Did Not Start, DNF: Did Not Finish, DSQ: Disqualified, NPS: Not Permitted to Start)