

# EASTERN REGION SNOWSPORTS ASSOCIATION 2023

## Team Evolution ERSA Summer League

### SMK Special Slalom - Girls & Boys ERSA Summer League - Final Ranking

Rank	Bib.	Code Name	Year	Cat	(Rank)	Club	Run 1	Run 2	Time	Gap
------	------	-----------	------	-----	--------	------	-------	-------	------	-----

#### === ERS Under 08 Girls===

1	36	BUCKLEE Madeleine	2016	U08	(1)	NOR	28.25	* 27.75	<b>27.75</b>	
2	50	SMYTH Ella Rose	2016	U08	(2)	SMK	* 28.00	28.08	<b>28.00</b>	0.25

#### === ERS Under 10 Girls ===

1	18	PARKER Harriet	2014	U10	(1)	VIK / VIK	18.42	* 17.82	<b>17.82</b>	
2	9	104913 CROFT Ida	2015	U10	(2)	NOR	* 18.78	DNF	<b>18.78</b>	0.96
3	30	103554 SZAKOLA Karolina	2014	U10	(3)	HEM	* 19.53	19.97	<b>19.53</b>	1.71
4	25	SAWFORD Charlotte	2014	U10	(4)	NOR	22.36	* 21.07	<b>21.07</b>	3.25
5	48	AKINBADE Isabelle	2015	U10	(5)	SMK	22.52	* 22.00	<b>22.00</b>	4.18

#### === ERS Under 10 Boys ===

1	2	102991 CURTIS Jack	2014	U10	(1)	HEM	17.29	* 16.91	<b>16.91</b>	
2	44	BATES Arthur	2015	U10	(2)	HEM	DSQ	* 17.05	<b>17.05</b>	0.14
3	41	27057 TAYLOR Benjamin	2014	U10	(3)	HEM	17.63	* 17.20	<b>17.20</b>	0.29
4	10	194888 DRURY Ethan	2014	U10	(4)	HEM	18.17	* 17.87	<b>17.87</b>	0.96
5	47	OWEN Guy	2014	U10	(5)	HEM	18.56	* 18.18	<b>18.18</b>	1.27
6	27	104878 HANNS Thomas	2014	U10	(6)	HEM	18.61	* 18.26	<b>18.26</b>	1.35
7	38	MASON Lewis	2014	U10	(7)	HEM	* 19.38	19.47	<b>19.38</b>	2.47
8	42	LANGHOLZ Oliver	2015	U10	(8)	HEM	21.04	* 20.29	<b>20.29</b>	3.38
9	21	104011 MCPHAIL Harry	2015	U10	(9)	HEM	* 20.83	20.97	<b>20.83</b>	3.92
10	31	104864 TAN Austin	2014	U10	(10)	HEM	* 22.95	23.06	<b>22.95</b>	6.04
11	35	MARTINEZ Alfred	2015	U10	(11)	SMK / SMK	* 25.25	26.06	<b>25.25</b>	8.34

#### === ERS Under 12 Girls ===

1	8	103007 CHEONGVEE Betsy	2013	U12	(1)	NOR	15.50	* 15.31	<b>15.31</b>	
2	14	25588 CURTIS Sylvia	2012	U12	(2)	HEM	15.62	* 15.38	<b>15.38</b>	0.07
3	12	103548 POWNALL Olivia	2012	U12	(3)	NOR	16.53	* 16.27	<b>16.27</b>	0.96
4	13	ANDERSON Esme	2012	U12	(4)	VIK	17.79	* 17.45	<b>17.45</b>	2.14
5	16	ROBINSON Adelaide	2013	U12	(5)	NOR	18.80	* 17.78	<b>17.78</b>	2.47
6	6	103699 LAVERS-GRAFTON Georgina	2012	U12	(6)	NOR	18.66	* 18.13	<b>18.13</b>	2.82













# EASTERN REGION SNOWSPORTS ASSOCIATION 2023

## Team Evolution ERSA Summer League

### SMK Special Slalom - Girls & Boys

#### ERSA Summer League - Final Ranking


Rank	Bib.	Code Name	Year	Cat	(Rank)	===	Club	Run 1	Run 2	Time	Gap
7	34	104145 BAIN Jenny	2012	U12	(7)		HEM	18.74	* 18.39	<b>18.39</b>	3.08
8	23	CRAIG Elise	2012	U12	(8)	SMK /	SMK	18.52	* 18.40	<b>18.40</b>	3.09
9	43	BENTON Emily	2012	U12	(9)		HEM	18.67	* 18.51	<b>18.51</b>	3.20
10	24	103589 SRIVASTAVA Sia	2013	U12	(10)		HEM	19.78	* 19.02	<b>19.02</b>	3.71
11	33	KOLLAR Ella	2012	U12	(11)		HEM	19.94	* 19.40	<b>19.40</b>	4.09
12	22	102714 HOOPER TURBIN Eugenie	2013	U12	(12)		ESX	19.70	* 19.55	<b>19.55</b>	4.24
13	32	HERBERT Illenea	2012	U12	(13)		ESX	20.76	* 20.38	<b>20.38</b>	5.07
14	29	MARTINEZ Lily	2013	U12	(14)	SMK /	SMK	21.59	* 21.17	<b>21.17</b>	5.86
15	26	ROBINSON April	2013	U12	(15)		NOR	22.08	* 21.76	<b>21.76</b>	6.45
16	37	WILSON Caitlin	2012	U12	(16)		NOR	* 22.39	22.89	<b>22.39</b>	7.08
17	20	GREEN Sofia	2013	U12	(17)		VIK	* 23.11	23.34	<b>23.11</b>	7.80
18	46	HALL Freya	2012	U12	(18)		HEM	25.77	* 23.73	<b>23.73</b>	8.42

#### === ERSA Under 12 Boys ===

1	1	26331 TAYLOR Joshua	2012	U12	(1)		HEM	15.09	* 14.83	<b>14.83</b>	
2	5	27059 WALKER Elliot	2012	U12	(2)		NOR	15.18	* 14.89	<b>14.89</b>	0.06
3	4	102674 OWEN Alexander	2012	U12	(3)		HEM	15.54	* 15.12	<b>15.12</b>	0.29
4	11	103517 CROFT Fred	2013	U12	(4)		NOR	16.03	* 15.29	<b>15.29</b>	0.46
5	28	FISHER Henry	2013	U12	(5)		HEM	17.21	* 16.40	<b>16.40</b>	1.57
6	3	104162 BUCKLEE Zack	2013	U12	(6)		NOR	* 17.92	18.11	<b>17.92</b>	3.09
7	49	BENTON Henry	2012	U12	(7)		HEM	18.97	* 18.64	<b>18.64</b>	3.81
8	7	HARRIS-PAGE Theo	2012	U12	(8)		VIK	20.11	* 19.69	<b>19.69</b>	4.86
9	40	DRUMMOND Lawrence	2013	U12	(9)		VIK	20.45	* 20.03	<b>20.03</b>	5.20

#### Not classified

##### Did Not Start - Run 1 (5)

15	26132	BARNES Alexander	2013	U12			SMK				
17		SIMS Ocean	2012	U12			NOR				
19	103249	ABREY Kitty	2012	U12			VIK				
39		SWARTZ Aaron	2012	U12			VIK				
45	103365	DAVIES Giselle	2012	U12			HEM				

##### Disqualified - Run 1 (1)

44		BATES Arthur	2015	U10			HEM		* 17.05		
----	--	--------------	------	-----	--	---	-----	--	---------	--	--

##### Did Not Start - Run 2 (5)

15	26132	BARNES Alexander	2013	U12			SMK				
17		SIMS Ocean	2012	U12			NOR				
19	103249	ABREY Kitty	2012	U12			VIK				
39		SWARTZ Aaron	2012	U12			VIK				
45	103365	DAVIES Giselle	2012	U12			HEM				

##### Did Not Finish - Run 2 (1)

9	104913	CROFT Ida	2015	U10			NOR	* 18.78			
---	--------	-----------	------	-----	--	---	-----	---------	--	--	--

(DNS: Did Not Start, DNF: Did Not Finish, DSQ: Disqualified, NPS: Not Permitted to Start)

**EASTERN REGION SNOWSPORTS ASSOCIATION 2023****Team Evolution ERSA Summer League****SMK Special Slalom - Girls & Boys****ERSA Summer League - Final Ranking**

<b>RECAP</b>	<b>1st RUN</b>	<b>2nd RUN</b>	
Records:			50
Did Not Start:	5	5	10
NOT PERMITTED TO START:	0	0	0
Did Not Finish:	0	1	1
Disqualified:	1	0	1
<hr/>			
At Finish:	45		

# EASTERN REGION SNOWSPORTS ASSOCIATION 2023

## Team Evolution ERSAs Summer League

### SMK Special Slalom - Girls & Boys

### ERSAs Summer League - Final Ranking - Points

Rank	Bib.	Code	Name	Year	Cat (Rank)	Club	Run 1	Run 2	Time	Gap	Points
<b>==ERSAs Girls ==</b>											
1	8	103007	CHEONGVEE Betsy	2013	U12 (1)	NOR	15.50	* 15.31	<b>15.31</b>		136.44
2	14	25588	CURTIS Sylvia	2012	U12 (2)	HEM	15.62	* 15.38	<b>15.38</b>	0.07	139.78
3	12	103548	POWNALL Olivia	2012	U12 (3)	NOR	16.53	* 16.27	<b>16.27</b>	0.96	182.21
4	13		ANDERSON Esme	2012	U12 (4)	VIK	17.79	* 17.45	<b>17.45</b>	2.14	238.48
5	16		ROBINSON Adelaide	2013	U12 (5)	NOR	18.80	* 17.78	<b>17.78</b>	2.47	254.21
6	18		PARKER Harriet	2014	U10 (1)	VIK / VIK	18.42	* 17.82	<b>17.82</b>	2.51	256.12
7	6	103699	LAVERS-GRAFTON Georgina	2012	U12 (6)	NOR	18.66	* 18.13	<b>18.13</b>	2.82	270.90
8	34	104145	BAIN Jenny	2012	U12 (7)	HEM	18.74	* 18.39	<b>18.39</b>	3.08	283.30
9	23		CRAIG Elise	2012	U12 (8)	SMK / SMK	18.52	* 18.40	<b>18.40</b>	3.09	283.78
10	43		BENTON Emily	2012	U12 (9)	HEM	18.67	* 18.51	<b>18.51</b>	3.20	289.02
11	9	104913	CROFT Ida	2015	U10 (2)	NOR	* 18.78	DNF	<b>18.78</b>	3.47	301.89
12	24	103589	SRIVASTAVA Sia	2013	U12 (10)	HEM	19.78	* 19.02	<b>19.02</b>	3.71	313.34
13	33		KOLLAR Ella	2012	U12 (11)	HEM	19.94	* 19.40	<b>19.40</b>	4.09	331.46
14	30	103554	SZAKOLA Karolina	2014	U10 (3)	HEM	* 19.53	19.97	<b>19.53</b>	4.22	337.65
15	22	102714	HOOPER TURBIN Eugenie	2013	U12 (12)	ESX	19.70	* 19.55	<b>19.55</b>	4.24	338.61
16	32		HERBERT Ilennea	2012	U12 (13)	ESX	20.76	* 20.38	<b>20.38</b>	5.07	378.18
17	25		SAWFORD Charlotte	2014	U10 (4)	NOR	22.36	* 21.07	<b>21.07</b>	5.76	411.08
18	29		MARTINEZ Lily	2013	U12 (14)	SMK / SMK	21.59	* 21.17	<b>21.17</b>	5.86	415.85
19	26		ROBINSON April	2013	U12 (15)	NOR	22.08	* 21.76	<b>21.76</b>	6.45	443.98
20	48		AKINBADE Isabelle	2015	U10 (5)	SMK	22.52	* 22.00	<b>22.00</b>	6.69	455.43
21	37		WILSON Caitlin	2012	U12 (16)	NOR	* 22.39	22.89	<b>22.39</b>	7.08	474.02
22	20		GREEN Sofia	2013	U12 (17)	VIK	* 23.11	23.34	<b>23.11</b>	7.80	508.35
23	46		HALL Freya	2012	U12 (18)	HEM	25.77	* 23.73	<b>23.73</b>	8.42	537.92
24	36		BUCKLEE Madeleine	2016	U08 (1)	NOR	28.25	* 27.75	<b>27.75</b>	12.44	729.59
25	50		SMYTH Ella Rose	2016	U08 (2)	SMK	* 28.00	28.08	<b>28.00</b>	12.69	741.52

**== ERSAs Boys ==**

1	1	26331	TAYLOR Joshua	2012	U12 (1)	HEM	15.09	* 14.83	<b>14.83</b>		109.27
2	5	27059	WALKER Elliot	2012	U12 (2)	NOR	15.18	* 14.89	<b>14.89</b>	0.06	112.22
3	4	102674	OWEN Alexander	2012	U12 (3)	HEM	15.54	* 15.12	<b>15.12</b>	0.29	123.55
4	11	103517	CROFT Fred	2013	U12 (4)	NOR	16.03	* 15.29	<b>15.29</b>	0.46	131.91
5	28		FISHER Henry	2013	U12 (5)	HEM	17.21	* 16.40	<b>16.40</b>	1.57	186.55
6	2	102991	CURTIS Jack	2014	U10 (1)	HEM	17.29	* 16.91	<b>16.91</b>	2.08	211.66
7	44		BATES Arthur	2015	U10 (2)	HEM	DSQ	* 17.05	<b>17.05</b>	2.22	218.55















# EASTERN REGION SNOWSPORTS ASSOCIATION 2023

## Team Evolution ERSA Summer League

### SMK Special Slalom - Girls & Boys

#### ERSA Summer League - Final Ranking - Points

Rank	Bib.	Code Name	Year	Cat (Rank)	===	Club	Run 1	Run 2	Time	Gap	Points
8	41	27057 TAYLOR Benjamin	2014	U10 (3)		HEM	17.63	* 17.20	<b>17.20</b>	2.37	225.93
9	10	194888 DRURY Ethan	2014	U10 (4)		HEM	18.17	* 17.87	<b>17.87</b>	3.04	258.91
10	3	104162 BUCKLEE Zack	2013	U12 (6)		NOR	* 17.92	18.11	<b>17.92</b>	3.09	261.37
11	47	OWEN Guy	2014	U10 (5)		HEM	18.56	* 18.18	<b>18.18</b>	3.35	274.17
12	27	104878 HANNS Thomas	2014	U10 (6)		HEM	18.61	* 18.26	<b>18.26</b>	3.43	278.11
13	49	BENTON Henry	2012	U12 (7)		HEM	18.97	* 18.64	<b>18.64</b>	3.81	296.82
14	38	MASON Lewis	2014	U10 (7)		HEM	* 19.38	19.47	<b>19.38</b>	4.55	333.24
15	7	HARRIS-PAGE Theo	2012	U12 (8)		VIK	20.11	* 19.69	<b>19.69</b>	4.86	348.50
16	40	DRUMMOND Lawrence	2013	U12 (9)		VIK	20.45	* 20.03	<b>20.03</b>	5.20	365.24
17	42	LANGHOLZ Oliver	2015	U10 (8)		HEM	21.04	* 20.29	<b>20.29</b>	5.46	378.04
18	21	104011 MCPHAIL Harry	2015	U10 (9)		HEM	* 20.83	20.97	<b>20.83</b>	6.00	404.62
19	31	104864 TAN Austin	2014	U10 (10)		HEM	* 22.95	23.06	<b>22.95</b>	8.12	508.97
20	35	MARTINEZ Alfred	2015	U10 (11)	SMK /	SMK	* 25.25	26.06	<b>25.25</b>	10.42	622.19

#### Not classified

##### Did Not Start - Run 1 (5)

15	26132	BARNES Alexander	2013	U12		SMK					
17		SIMS Ocean	2012	U12		NOR					
19	103249	ABREY Kitty	2012	U12		VIK					
39		SWARTZ Aaron	2012	U12		VIK					
45	103365	DAVIES Giselle	2012	U12		HEM					

##### Disqualified - Run 1 (1)

44		BATES Arthur	2015	U10		HEM		* 17.05			
----	--	--------------	------	-----	---	-----	--	---------	--	--	--

##### Did Not Start - Run 2 (5)

15	26132	BARNES Alexander	2013	U12		SMK					
17		SIMS Ocean	2012	U12		NOR					
19	103249	ABREY Kitty	2012	U12		VIK					
39		SWARTZ Aaron	2012	U12		VIK					
45	103365	DAVIES Giselle	2012	U12		HEM					

##### Did Not Finish - Run 2 (1)

9	104913	CROFT Ida	2015	U10		NOR	* 18.78				
---	--------	-----------	------	-----	---	-----	---------	--	--	--	--











(DNS: Did Not Start, DNF: Did Not Finish, DSQ: Disqualified, NPS: Not Permitted to Start)

# EASTERN REGION SNOWSPORTS ASSOCIATION 2023

## Team Evolution ERSA Summer League

### SMK Special Slalom - Girls & Boys

#### Penalty calculation - Men

Rank	Bib.	Code Name	Year	===	Points	Best 5	Race points
Best 10 at finish							
1	1	26331 TAYLOR Joshua	2012		271.08	165.00	0.00
2	5	27059 WALKER Elliot	2012		129.65	129.65	2.95
3	4	102674 OWEN Alexander	2012		17.67	17.67	14.28
4	11	103517 CROFT Fred	2013		200.06	165.00	22.64
5	28	FISHER Henry	2013		501.66	-	-
6	2	102991 CURTIS Jack	2014		279.40	-	-
7	44	BATES Arthur	2015		492.56	-	-
8	41	27057 TAYLOR Benjamin	2014		447.79	-	-
9	10	194888 DRURY Ethan	2014		290.67	-	-
10	3	104162 BUCKLEE Zack	2013		261.89	165.00	152.10

Best 5 at start

3	4	102674 OWEN Alexander	2012		17.67		
2	5	27059 WALKER Elliot	2012		129.65		
4	11	103517 CROFT Fred	2013		200.06		
10	3	104162 BUCKLEE Zack	2013		261.89		
1	1	26331 TAYLOR Joshua	2012		271.08		

(DNF: Did Not Finish, DSQ: Disqualified)

TOTAL

(B) List points of best 5 at start	642.32		
(A) List points of the best 5 to finish in top 10		642.32	
(C) Race points of corresponding competitors			191.97
Calculated penalty (A + B - C) = 1092.67 / 10	109.27		
Correction value (Z)	0.00		
Category adder	0.00		
Applied penalty	109.27		

Technical Delegate



# EASTERN REGION SNOWSPORTS ASSOCIATION 2023

## Team Evolution ERSA Summer League

### SMK Special Slalom - Girls & Boys

#### Penalty calculation - Women

Rank	Bib.	Code	Name	Year	====	Points	Best 5	Race points
Best 10 at finish								
1	8	103007	CHEONGVEE Betsy	2013		203.56	165.00	0.00
2	14	25588	CURTIS Sylvia	2012		168.76	165.00	3.34
3	12	103548	POWNALL Olivia	2012		318.18	165.00	45.77
4	13		ANDERSON Esme	2012		293.80	165.00	102.04
5	16		ROBINSON Adelaide	2013		334.36	-	-
6	18		PARKER Harriet	2014	VIK /	361.06	-	-
7	6	103699	LAVERS-GRAFTON Georgina	2012		307.87	165.00	134.46
8	34	104145	BAIN Jenny	2012		459.61	-	-
9	23		CRAIG Elise	2012	SMK /	464.60	-	-
10	43		BENTON Emily	2012		--	-	-

Best 5 at start

2	14	25588	CURTIS Sylvia	2012		168.76		
1	8	103007	CHEONGVEE Betsy	2013		203.56		
4	13		ANDERSON Esme	2012		293.80		
7	6	103699	LAVERS-GRAFTON Georgina	2012		307.87		
3	12	103548	POWNALL Olivia	2012		318.18		

(DNF: Did Not Finish, DSQ: Disqualified)

TOTAL

(B) List points of best 5 at start	825.00	
(A) List points of the best 5 to finish in top 10		825.00
(C) Race points of corresponding competitors		285.61

Calculated penalty (A + B - C) = 1364.39 / 10	136.44
Correction value (Z)	0.00
Category adder	0.00
Applied penalty	136.44

Technical Delegate



# EASTERN REGION SNOWSPORTS ASSOCIATION 2023

## Team Evolution ERS Summer League

### SMK Special Slalom - Girls & Boys ERSA Summer League - Final Ranking

Rank	Bib.	Code	Name	Year	Cat	(Rank)	Club	Run 1	Run 2	Time	Gap
------	------	------	------	------	-----	--------	------	-------	-------	------	-----

=== ERS Under 14 Girls ===

1	76	25086	FLITTON Lily	2011	U14	(1)	HEM	15.43	* 14.88	<b>14.88</b>	
2	138	45539	WINTER Tallulah	2010	U14	(2)	HEM	* 14.98	15.02	<b>14.98</b>	0.10
3	145	25587	CURTIS Audrey	2011	U14	(3)	HEM	19.58	* 15.93	<b>15.93</b>	1.05
4	85	25937	SHELOFF Ava	2011	U14	(4)	HEM	16.41	* 16.12	<b>16.12</b>	1.24
5	144		HODGKINSON Amelia	2010	U14	(5)	VIK	* 17.22	17.45	<b>17.22</b>	2.34
6	116		SAWFORD Isabelle	2010	U14	(6)	NOR	18.02	* 17.61	<b>17.61</b>	2.73
7	109	103163	FISKE Jemima	2010	U14	(7)	NOR /	18.37	* 18.23	<b>18.23</b>	3.35
8	141		CHEN Gala	2011	U14	(8)	WGC	21.26	* 20.27	<b>20.27</b>	5.39
9	147		BELLWOOD Sophie	2011	U14	(9)	NOR	* 21.02	21.16	<b>21.02</b>	6.14
10	137		DRUMMOND Clemence	2011	U14	(10)	VIK	24.99	* 23.78	<b>23.78</b>	8.90

=== ERS Under 14 Boys ===

1	75	24222	WONTNER Rufus	2010	U14	(1)	HEM	14.06	* 13.65	<b>13.65</b>	
2	81	24634	BARNES Hunter	2010	U14	(2)	HEM	15.34	* 14.49	<b>14.49</b>	0.84
3	58	27051	CHEONGVEE Isaac	2011	U14	(3)	NOR	15.22	* 14.75	<b>14.75</b>	1.10
4	96	103008	RICH Alfie	2011	U14	(4)	NOR	15.58	* 14.85	<b>14.85</b>	1.20
5	139	103563	HUNTER George	2011	U14	(5)	VIK	* 15.31	15.49	<b>15.31</b>	1.66
6	94	103250	ABREY Joshua	2010	U14	(6)	VIK	15.83	* 15.58	<b>15.58</b>	1.93
7	91	103527	WARD Lewy	2011	U14	(7)	NOR	15.71	* 15.64	<b>15.64</b>	1.99
8	78	26370	KINGE Jacob	2010	U14	(8)	NOR	16.48	* 15.75	<b>15.75</b>	2.10
9	83	26747	BURNS Robert	2010	U14	(9)	ESX	* 15.86	16.06	<b>15.86</b>	2.21
10	143		GOPEE Navin	2011	U14	(10)	NOR	16.76	* 16.59	<b>16.59</b>	2.94
11	130		SEARCH Toby	2010	U14	(11)	ESX	* 17.77	18.02	<b>17.77</b>	4.12
12	155	102678	BURNETT-HALL Oscar	2011	U14	(12)	VIK	* 17.85	17.95	<b>17.85</b>	4.20
13	128		DAMEN Xander	2011	U14	(13)	VIK	18.05	* 17.95	<b>17.95</b>	4.30
14	125	104010	MCPHAIL Cameron	2010	U14	(14)	ESX	18.81	* 18.03	<b>18.03</b>	4.38
15	124		GIBSON Alexander	2010	U14	(15)	SMK	* 18.30	18.60	<b>18.30</b>	4.65
16	149		DOUBLE Ross	2011	U14	(16)	VIK	* 18.32	18.33	<b>18.32</b>	4.67
17	146		FISHER George	2011	U14	(17)	HEM	19.71	* 18.95	<b>18.95</b>	5.30
18	148		BACON William	2011	U14	(18)	HEM	* 19.18	19.52	<b>19.18</b>	5.53
19	136		MALLINA Kavin	2011	U14	(19)	WGC	45.78	* 20.24	<b>20.24</b>	6.59





# EASTERN REGION SNOWSPORTS ASSOCIATION 2023

## Team Evolution ERSA Summer League

### SMK Special Slalom - Girls & Boys

#### ERSA Summer League - Final Ranking

Rank	Bib.	Code	Name	Year	Cat	(Rank)	Club	Run 1	Run 2	Time	Gap
------	------	------	------	------	-----	--------	------	-------	-------	------	-----

#### ERSA Under 16 Girls

1	55	26498	WATSON Antonia	2009	U16	(1)	NOR	15.28	* 14.97	14.97	
2	100		PETERS Cassandre	2008	U16	(2)	WGC	* 16.02	16.48	16.02	1.05
3	71	102708	HARDY Keira	2009	U16	(3)	ESX	16.16	* 16.14	16.14	1.17
4	115	24067	SABHARWAL Sienna	2009	U16	(4)	HEM	* 16.89	17.01	16.89	1.92
5	99	104370	HUNTER Florence	2008	U16	(5)	VIK	17.32	* 17.01	17.01	2.04

#### ERSA Under 16 Boys

1	103	23898	WONTNER Benjamin	2008	U16	(1)	HEM	13.57	* 13.49	13.49	
2	92	24266	KINGSLEY Sam	2008	U16	(2)	HEM	14.24	* 13.52	13.52	0.03
3	87	24267	KINGSLEY Max	2008	U16	(3)	HEM	14.38	* 13.59	13.59	0.10
4	104	25835	OWEN Francis	2009	U16	(4)	HEM	14.05	* 13.85	13.85	0.36
5	60	23655	PARKER Alfie	2008	U16	(5)	HEM	14.36	* 13.91	13.91	0.42
6	72	102774	SNELLING George	2008	U16	(6)	NOR	14.99	* 14.23	14.23	0.74
7	79	103542	WARD Marley	2009	U16	(7)	NOR	14.96	* 14.38	14.38	0.89
8	73	27064	HARTNELL Sonny	2009	U16	(8)	NOR	14.74	* 14.39	14.39	0.90
9	150	103827	PADOAN Matteo	2008	U16	(9)	SMK	14.85	* 14.66	14.66	1.17
10	89	102772	WILSON Thomas	2009	U16	(10)	NOR	* 14.70	15.14	14.70	1.21
11	84	103690	HERBERT Nathaniel	2009	U16	(11)	ESX	15.12	* 15.01	15.01	1.52
12	82	102778	SNELLING Rufus	2009	U16	(12)	NOR	15.97	* 15.11	15.11	1.62
13	118		BARTLETT Tom	2008	U16	(13)	NOR	15.83	* 15.78	15.78	2.29
14	108		DA RE Sebastiano	2008	U16	(14)	VIK	* 17.43	17.49	17.43	3.94
15	133		DAMEN Johannes	2009	U16	(15)	VIK	* 18.20	18.34	18.20	4.71
16	140		VAN WALSUM Hans	2008	U16	(16)	VIK	* 18.30	DSQ	18.30	4.81
17	132		COLLIER-BROWN Rudy	2009	U16	(17)	ESX	19.70	* 19.27	19.27	5.78

#### ERSA Under 18 Ladies

1	64	25685	FLITTON Zoe	2006	U18	(1)	HEM	15.23	* 14.62	14.62	
2	70	26015	GIBBS Heidi	2007	U18	(2)	NOR	15.19	* 14.72	14.72	0.10
3	111	103591	MOORE Imogen	2006	U18	(3)	HEM	19.19	* 18.34	18.34	3.72
4	123	103484	YANETSKI Daisy	2007	U18	(4)	WGC	19.52	* 19.07	19.07	4.45

#### ERSA Under 18 Men

1	65	26497	WATSON Toby	2007	U18	(1)	NOR	13.66	* 13.00	13.00	
2	57	24227	HADINGHAM Alex	2006	U18	(2)	NOR	14.54	* 13.61	13.61	0.61
3	117		WYATT Lewis	2006	U18	(3)	ESX	14.80	* 14.74	14.74	1.74
3	86	26064	BROUGHTON Noah	2006	U18	(3)	SMK	15.03	* 14.74	14.74	1.74
5	113		GOPEE Kiran	2007	U18	(5)	NOR	16.61	* 16.26	16.26	3.26
6	88	102779	MACKAY Tristan	2007	U18	(6)	NOR	DSQ	* 16.64	16.64	3.64

#### ERSA Under 21 Ladies

1	61	23246	WARNE Charlotte	2003	U21	(1)	HEM	14.19	* 14.01	14.01	
2	69	22937	ALEY Lauren	2005	U21	(2)	HEM	15.47	* 14.45	14.45	0.44

# EASTERN REGION SNOWSPORTS ASSOCIATION 2023




## Team Evolution ERSA Summer League

### SMK Special Slalom - Girls & Boys

#### ERSA Summer League - Final Ranking

Rank	Bib.	Code Name	Year	Cat	(Rank)	====	Club	Run 1	Run 2	Time	Gap
------	------	-----------	------	-----	--------	------	------	-------	-------	------	-----







#### ==== ERSA Under 21 Men ====

1	62	37272	METHERINGHAM Zachary	2004	U21	(1)		SMK	13.94	* 13.53	<b>13.53</b>	
2	63	25753	DUFF Matthew	2003	U21	(2)		SMK	14.19	* 13.66	<b>13.66</b>	0.13
3	59	37855	TURNER Alfie	2003	U21	(3)		HEM	DNS	* 14.37	<b>14.37</b>	0.84
4	66	20264	REIDY Thomas	2003	U21	(4)	HEM /	HEM	14.71	* 14.66	<b>14.66</b>	1.13

#### ==== ERSA Senior/Masters 1 Ladies ====

1	121		PARSONS Stephanie	1989	SM1	(1)		SMK	* 19.03	19.12	<b>19.03</b>	
---	-----	--	-------------------	------	-----	-----	---	-----	---------	-------	--------------	--






#### ==== ERSA Senior/Masters 1 Men ====

1	56	21196	URQUHART Colm	2001	SM1	(1)		HEM	13.82	* 13.28	<b>13.28</b>	
2	131	23652	ROLFE Joshua	2002	SM1	(2)		HEM	13.61	* 13.40	<b>13.40</b>	0.12
3	97	103357	CLUBB Ben	2001	SM1	(3)		SMK	14.08	* 13.82	<b>13.82</b>	0.54
3	68	18661	WARMINGTON Richard	1997	SM1	(3)		HEM	14.20	* 13.82	<b>13.82</b>	0.54
5	101		BEANEY John	1996	SM1	(5)		SMK	16.09	* 15.66	<b>15.66</b>	2.38
6	154	103490	HORNER Jonathan	1989	SM1	(6)		HEM	16.16	* 15.96	<b>15.96</b>	2.68





#### ==== ERSA Masters 2 Ladies ====

1	134		SISSON Katherine	1979	MA2	(1)		VIK	24.26	* 22.52	<b>22.52</b>	
---	-----	--	------------------	------	-----	-----	---	-----	-------	---------	--------------	--






#### ==== ERSA Masters 2 Men ====

1	77		GREEN Alexander	1978	MA2	(1)		VIK	14.64	* 14.44	<b>14.44</b>	
2	142		BATES Simon	1974	MA2	(2)		HEM	* 15.78	DSQ	<b>15.78</b>	1.34
3	90	21654	IMAMZADE Murat	1982	MA2	(3)		HEM	16.27	* 16.12	<b>16.12</b>	1.68
4	112		SAWFORD Chris	1983	MA2	(4)		NOR	16.96	* 16.24	<b>16.24</b>	1.80
5	122		FISKE Richard	1975	MA2	(5)		NOR	DNF	* 18.19	<b>18.19</b>	3.75

#### ==== ERSA Masters 3 Ladies ====

1	93	14159	ANDERSON Beverley	1970	MA3	(1)		VIK	* 16.29	16.90	<b>16.29</b>	
2	98	20742	SAMPSON Melissa	1971	MA3	(2)		NOR	* 16.96	17.58	<b>16.96</b>	0.67
3	110		GUNNER Natalie	1972	MA3	(3)		SMK	* 17.60	18.30	<b>17.60</b>	1.31
4	126	25953	HARRISON Anna	1970	MA3	(4)		HEM	* 18.17	18.20	<b>18.17</b>	1.88

#### ==== ERSA Masters 3 Men ====


1	80	24084	KING Alistair	1967	MA3	(1)		HEM	16.62	* 15.44	<b>15.44</b>	
2	95	24998	WALKINGTON Stuart	1972	MA3	(2)		HEM	17.21	* 16.24	<b>16.24</b>	0.80
3	102	18665	SYDER Mark	1967	MA3	(3)		NOR	17.75	* 17.37	<b>17.37</b>	1.93
4	107	26056	BARTLETT James	1968	MA3	(4)		NOR	* 19.06	19.71	<b>19.06</b>	3.62
5	114	25889	SPICER Kevin	1972	MA3	(5)		HEM	* 19.39	19.49	<b>19.39</b>	3.95

# EASTERN REGION SNOWSPORTS ASSOCIATION 2023




## Team Evolution ERSA Summer League

### SMK Special Slalom - Girls & Boys

#### ERSA Summer League - Final Ranking

Rank	Bib.	Code Name	Year	Cat	(Rank)	===	Club	Run 1	Run 2	Time	Gap
6	151	MOSELEY Chris	1964	MA3	(6)		SMK	* 19.59	DNF	19.59	4.15

#### === ERSA Masters 4 Men ===

1	153	SLATER Simon	1962	MA4	(1)		HEM	* 16.90	16.92	16.90	
2	119	10372 ANDERSON Christopher	1959	MA4	(2)		VIK	* 17.68	18.57	17.68	0.78
3	135	ROBINSON Neil	1961	MA4	(3)		NOR	* 23.25	47.25	23.25	6.35

#### Not classified

##### Did Not Start - Run 1 (9)

59	37855	TURNER Alfie	2003	U21			HEM	* 14.37			
67	25541	WELSH Madeleine	2009	U16			VIK				
74	102762	BARAZI Moggy	1977	MA2			HEM				
105	26131	BARNES Jake	2010	U14			SMK				
106	24107	STOREY Charles	1993	SM1			NOR				
120	8713	CLARKE Christopher	1959	MA4			HEM				
127		DA RE Carla	2009	U16			VIK				
129		FERGUSON Scarlett	2007	U18			HEM				
152		ALLEN Jack	2011	U14			NOR				









##### Did Not Finish - Run 1 (1)

122		FISKE Richard	1975	MA2			NOR	* 18.19			
-----	--	---------------	------	-----	--	---	-----	---------	--	--	--

##### Disqualified - Run 1 (1)

88	102779	MACKAY Tristan	2007	U18			NOR	* 16.64			
----	--------	----------------	------	-----	--	---	-----	---------	--	--	--



##### Did Not Start - Run 2 (8)

67	25541	WELSH Madeleine	2009	U16			VIK				
74	102762	BARAZI Moggy	1977	MA2			HEM				
105	26131	BARNES Jake	2010	U14			SMK				
106	24107	STOREY Charles	1993	SM1			NOR				
120	8713	CLARKE Christopher	1959	MA4			HEM				
127		DA RE Carla	2009	U16			VIK				
129		FERGUSON Scarlett	2007	U18			HEM				
152		ALLEN Jack	2011	U14			NOR				

##### Did Not Finish - Run 2 (1)

151		MOSELEY Chris	1964	MA3			SMK	* 19.59			
-----	--	---------------	------	-----	--	---	-----	---------	--	--	--

##### Disqualified - Run 2 (2)

140		VAN WALSUM Hans	2008	U16			VIK	* 18.30			
142		BATES Simon	1974	MA2			HEM	* 15.78			

(DNS: Did Not Start, DNF: Did Not Finish, DSQ: Disqualified, NPS: Not Permitted to Start)

RECAP	1st RUN	2nd RUN
Records:		101
Did Not Start:	9	8

# EASTERN REGION SNOWSPORTS ASSOCIATION 2023

## Team Evolution ERS Summer League

### SMK Special Slalom - Girls & Boys

### ERSA Summer League - Final Ranking - Points

Rank	Bib.	Code	Name	Year	Cat (Rank)	Club	Run 1	Run 2	Time	Gap	Points
=== Women ===											
1	61	23246	WARNE Charlotte	2003	U21 (1)	HEM	14.19	* 14.01	<b>14.01</b>		24.86
2	69	22937	ALEY Lauren	2005	U21 (2)	HEM	15.47	* 14.45	<b>14.45</b>	0.44	47.79
3	64	25685	FLITTON Zoe	2006	U18 (1)	HEM	15.23	* 14.62	<b>14.62</b>	0.61	56.64
4	70	26015	GIBBS Heidi	2007	U18 (2)	NOR	15.19	* 14.72	<b>14.72</b>	0.71	61.86
5	76	25086	FLITTON Lily	2011	U14 (1)	HEM	15.43	* 14.88	<b>14.88</b>	0.87	70.19
6	55	26498	WATSON Antonia	2009	U16 (1)	NOR	15.28	* 14.97	<b>14.97</b>	0.96	74.88
7	138	45539	WINTER Tallulah	2010	U14 (2)	HEM	* 14.98	15.02	<b>14.98</b>	0.97	75.40
8	145	25587	CURTIS Audrey	2011	U14 (3)	HEM	19.58	* 15.93	<b>15.93</b>	1.92	124.90
9	100		PETERS Cassandre	2008	U16 (2)	WGC	* 16.02	16.48	<b>16.02</b>	2.01	129.59
10	85	25937	SHELOFF Ava	2011	U14 (4)	HEM	16.41	* 16.12	<b>16.12</b>	2.11	134.80
11	71	102708	HARDY Keira	2009	U16 (3)	ESX	16.16	* 16.14	<b>16.14</b>	2.13	135.85
12	93	14159	ANDERSON Beverley	1970	MA3 (1)	VIK	* 16.29	16.90	<b>16.29</b>	2.28	143.66
13	115	24067	SABHARWAL Sienna	2009	U16 (4)	HEM	* 16.89	17.01	<b>16.89</b>	2.88	174.92
14	98	20742	SAMPSON Melissa	1971	MA3 (2)	NOR	* 16.96	17.58	<b>16.96</b>	2.95	178.57
15	99	104370	HUNTER Florence	2008	U16 (5)	VIK	17.32	* 17.01	<b>17.01</b>	3.00	181.18
16	144		HODGKINSON Amelia	2010	U14 (5)	VIK	* 17.22	17.45	<b>17.22</b>	3.21	192.12
17	110		GUNNER Natalie	1972	MA3 (3)	SMK	* 17.60	18.30	<b>17.60</b>	3.59	211.92
18	116		SAWFORD Isabelle	2010	U14 (6)	NOR	18.02	* 17.61	<b>17.61</b>	3.60	212.44
19	126	25953	HARRISON Anna	1970	MA3 (4)	HEM	* 18.17	18.20	<b>18.17</b>	4.16	241.62
20	109	103163	FISKE Jemima	2010	U14 (7)	NOR / NOR	18.37	* 18.23	<b>18.23</b>	4.22	244.75
21	111	103591	MOORE Imogen	2006	U18 (3)	HEM	19.19	* 18.34	<b>18.34</b>	4.33	250.48
22	121		PARSONS Stephanie	1989	SM1 (1)	SMK	* 19.03	19.12	<b>19.03</b>	5.02	286.43
23	123	103484	YANETSKI Daisy	2007	U18 (4)	WGC	19.52	* 19.07	<b>19.07</b>	5.06	288.51
24	141		CHEN Gala	2011	U14 (8)	WGC	21.26	* 20.27	<b>20.27</b>	6.26	351.04
25	147		BELLWOOD Sophie	2011	U14 (9)	NOR	* 21.02	21.16	<b>21.02</b>	7.01	390.12
26	134		SISSON Katherine	1979	MA2 (1)	VIK	24.26	* 22.52	<b>22.52</b>	8.51	468.28
27	137		DRUMMOND Clemence	2011	U14 (10)	VIK	24.99	* 23.78	<b>23.78</b>	9.77	533.93

=== Men ===

1	65	26497	WATSON Toby	2007	U18 (1)	NOR	13.66	* 13.00	<b>13.00</b>		24.04
2	56	21196	URQUHART Colm	2001	SM1 (1)	HEM	13.82	* 13.28	<b>13.28</b>	0.28	39.76
3	131	23652	ROLFE Joshua	2002	SM1 (2)	HEM	13.61	* 13.40	<b>13.40</b>	0.40	46.50
4	103	23898	WONTNER Benjamin	2008	U16 (1)	HEM	13.57	* 13.49	<b>13.49</b>	0.49	51.56
5	92	24266	KINGSLEY Sam	2008	U16 (2)	HEM	14.24	* 13.52	<b>13.52</b>	0.52	53.24









































## EASTERN REGION SNOWSPORTS ASSOCIATION 2023

## Team Evolution ERSA Summer League

## SMK Special Slalom - Girls &amp; Boys

## ERSA Summer League - Final Ranking - Points










Rank	Bib.	Code Name	Year	Cat (Rank)	===	Club	Run 1	Run 2	Time	Gap	Points
6	62	37272 METHERINGHAM Zachary	2004	U21 (1)		SMK	13.94	* 13.53	<b>13.53</b>	0.53	53.80
7	87	24267 KINGSLEY Max	2008	U16 (3)		HEM	14.38	* 13.59	<b>13.59</b>	0.59	57.17
8	57	24227 HADINGHAM Alex	2006	U18 (2)		NOR	14.54	* 13.61	<b>13.61</b>	0.61	58.29
9	75	24222 WONTNER Rufus	2010	U14 (1)		HEM	14.06	* 13.65	<b>13.65</b>	0.65	60.54
10	63	25753 DUFF Matthew	2003	U21 (2)		SMK	14.19	* 13.66	<b>13.66</b>	0.66	61.10
11	97	103357 CLUBB Ben	2001	SM1 (3)		SMK	14.08	* 13.82	<b>13.82</b>	0.82	70.09
11	68	18661 WARMINGTON Richard	1997	SM1 (3)		HEM	14.20	* 13.82	<b>13.82</b>	0.82	70.09
13	104	25835 OWEN Francis	2009	U16 (4)		HEM	14.05	* 13.85	<b>13.85</b>	0.85	71.77
14	60	23655 PARKER Alfie	2008	U16 (5)		HEM	14.36	* 13.91	<b>13.91</b>	0.91	75.14
15	72	102774 SNELLING George	2008	U16 (6)		NOR	14.99	* 14.23	<b>14.23</b>	1.23	93.11
16	59	37855 TURNER Alfie	2003	U21 (3)		HEM	DNS	* 14.37	<b>14.37</b>	1.37	100.97
17	79	103542 WARD Marley	2009	U16 (7)		NOR	14.96	* 14.38	<b>14.38</b>	1.38	101.53
18	73	27064 HARTNELL Sonny	2009	U16 (8)		NOR	14.74	* 14.39	<b>14.39</b>	1.39	102.09
19	77	GREEN Alexander	1978	MA2 (1)		VIK	14.64	* 14.44	<b>14.44</b>	1.44	104.90
20	81	24634 BARNES Hunter	2010	U14 (2)		HEM	15.34	* 14.49	<b>14.49</b>	1.49	107.71
21	150	103827 PADOAN Matteo	2008	U16 (9)		SMK	14.85	* 14.66	<b>14.66</b>	1.66	117.26
21	66	20264 REIDY Thomas	2003	U21 (4)	HEM /	HEM	14.71	* 14.66	<b>14.66</b>	1.66	117.26
23	89	102772 WILSON Thomas	2009	U16 (10)		NOR	* 14.70	15.14	<b>14.70</b>	1.70	119.50
24	117	WYATT Lewis	2006	U18 (3)		ESX	14.80	* 14.74	<b>14.74</b>	1.74	121.75
24	86	26064 BROUGHTON Noah	2006	U18 (3)		SMK	15.03	* 14.74	<b>14.74</b>	1.74	121.75
26	58	27051 CHEONGVEE Isaac	2011	U14 (3)		NOR	15.22	* 14.75	<b>14.75</b>	1.75	122.31
27	96	103008 RICH Alfie	2011	U14 (4)		NOR	15.58	* 14.85	<b>14.85</b>	1.85	127.92
28	84	103690 HERBERT Nathaniel	2009	U16 (11)		ESX	15.12	* 15.01	<b>15.01</b>	2.01	136.91
29	82	102778 SNELLING Rufus	2009	U16 (12)		NOR	15.97	* 15.11	<b>15.11</b>	2.11	142.52
30	139	103563 HUNTER George	2011	U14 (5)		VIK	* 15.31	15.49	<b>15.31</b>	2.31	153.76
31	80	24084 KING Alistair	1967	MA3 (1)		HEM	16.62	* 15.44	<b>15.44</b>	2.44	161.06
32	94	103250 ABREY Joshua	2010	U14 (6)		VIK	15.83	* 15.58	<b>15.58</b>	2.58	168.92
33	91	103527 WARD Lewy	2011	U14 (7)		NOR	15.71	* 15.64	<b>15.64</b>	2.64	172.29
34	101	BEANEY John	1996	SM1 (5)		SMK	16.09	* 15.66	<b>15.66</b>	2.66	173.41
35	78	26370 KINGE Jacob	2010	U14 (8)		NOR	16.48	* 15.75	<b>15.75</b>	2.75	178.46
36	142	BATES Simon	1974	MA2 (2)		HEM	* 15.78	DSQ	<b>15.78</b>	2.78	180.15
36	118	BARTLETT Tom	2008	U16 (13)		NOR	15.83	* 15.78	<b>15.78</b>	2.78	180.15
38	83	26747 BURNS Robert	2010	U14 (9)		ESX	* 15.86	16.06	<b>15.86</b>	2.86	184.64
39	154	103490 HORNER Jonathan	1989	SM1 (6)		HEM	16.16	* 15.96	<b>15.96</b>	2.96	190.26
40	90	21654 IMAMZADE Murat	1982	MA2 (3)		HEM	16.27	* 16.12	<b>16.12</b>	3.12	199.24
41	112	SAWFORD Chris	1983	MA2 (4)		NOR	16.96	* 16.24	<b>16.24</b>	3.24	205.98
41	95	24998 WALKINGTON Stuart	1972	MA3 (2)		HEM	17.21	* 16.24	<b>16.24</b>	3.24	205.98
43	113	GOPEE Kiran	2007	U18 (5)		NOR	16.61	* 16.26	<b>16.26</b>	3.26	207.10
44	143	GOPEE Navin	2011	U14 (10)		NOR	16.76	* 16.59	<b>16.59</b>	3.59	225.63
45	88	102779 MACKAY Tristan	2007	U18 (6)		NOR	DSQ	* 16.64	<b>16.64</b>	3.64	228.44
46	153	SLATER Simon	1962	MA4 (1)		HEM	* 16.90	16.92	<b>16.90</b>	3.90	243.04
47	102	18665 SYDER Mark	1967	MA3 (3)		NOR	17.75	* 17.37	<b>17.37</b>	4.37	269.43
48	108	DA RE Sebastiano	2008	U16 (14)		VIK	* 17.43	17.49	<b>17.43</b>	4.43	272.80
49	119	10372 ANDERSON Christopher	1959	MA4 (2)		VIK	* 17.68	18.57	<b>17.68</b>	4.68	286.84
50	130	SEARCH Toby	2010	U14 (11)		ESX	* 17.77	18.02	<b>17.77</b>	4.77	291.89
51	155	102678 BURNETT-HALL Oscar	2011	U14 (12)		VIK	* 17.85	17.95	<b>17.85</b>	4.85	296.39
52	128	DAMEN Xander	2011	U14 (13)		VIK	18.05	* 17.95	<b>17.95</b>	4.95	302.00
53	125	104010 MCPHAIL Cameron	2010	U14 (14)		ESX	18.81	* 18.03	<b>18.03</b>	5.03	306.49
54	122	FISKE Richard	1975	MA2 (5)		NOR	DNF	* 18.19	<b>18.19</b>	5.19	315.48
55	133	DAMEN Johannes	2009	U16 (15)		VIK	* 18.20	18.34	<b>18.20</b>	5.20	316.04
56	140	VAN WALSUM Hans	2008	U16 (16)		VIK	* 18.30	DSQ	<b>18.30</b>	5.30	321.66
56	124	GIBSON Alexander	2010	U14 (15)		SMK	* 18.30	18.60	<b>18.30</b>	5.30	321.66

# EASTERN REGION SNOWSPORTS ASSOCIATION 2023

## Team Evolution ERSA Summer League

### SMK Special Slalom - Girls & Boys

#### ERSA Summer League - Final Ranking - Points

Rank	Bib.	Code Name	Year	Cat (Rank)	==	Club	Run 1	Run 2	Time	Gap	Points
58	149	DOUBLE Ross	2011	U14 (16)		VIK	* 18.32	18.33	<b>18.32</b>	5.32	322.78
59	146	FISHER George	2011	U14 (17)		HEM	19.71	* 18.95	<b>18.95</b>	5.95	358.16
60	107	26056 BARTLETT James	1968	MA3 (4)		NOR	* 19.06	19.71	<b>19.06</b>	6.06	364.33
61	148	BACON William	2011	U14 (18)		HEM	* 19.18	19.52	<b>19.18</b>	6.18	371.07
62	132	COLLIER-BROWN Rudy	2009	U16 (17)		ESX	19.70	* 19.27	<b>19.27</b>	6.27	376.12
63	114	25889 SPICER Kevin	1972	MA3 (5)		HEM	* 19.39	19.49	<b>19.39</b>	6.39	382.86
64	151	MOSELEY Chris	1964	MA3 (6)		SMK	* 19.59	DNF	<b>19.59</b>	6.59	394.09
65	136	MALLINA Kavin	2011	U14 (19)		WGC	45.78	* 20.24	<b>20.24</b>	7.24	430.59
66	135	ROBINSON Neil	1961	MA4 (3)		NOR	* 23.25	47.25	<b>23.25</b>	10.25	599.62

#### Not classified

##### Did Not Start - Run 1 (9)

59	37855	TURNER Alfie	2003	U21		HEM		* 14.37			
67	25541	WELSH Madeleine	2009	U16		VIK					
74	102762	BARAZI Moggy	1977	MA2		HEM					
105	26131	BARNES Jake	2010	U14		SMK					
106	24107	STOREY Charles	1993	SM1		NOR					
120	8713	CLARKE Christopher	1959	MA4		HEM					
127		DA RE Carla	2009	U16		VIK					
129		FERGUSON Scarlett	2007	U18		HEM					
152		ALLEN Jack	2011	U14		NOR					

##### Did Not Finish - Run 1 (1)

122		FISKE Richard	1975	MA2		NOR		* 18.19			
-----	--	---------------	------	-----	---	-----	--	---------	--	--	--

##### Disqualified - Run 1 (1)

88	102779	MACKAY Tristan	2007	U18		NOR		* 16.64			
----	--------	----------------	------	-----	---	-----	--	---------	--	--	--

##### Did Not Start - Run 2 (8)

67	25541	WELSH Madeleine	2009	U16		VIK					
74	102762	BARAZI Moggy	1977	MA2		HEM					
105	26131	BARNES Jake	2010	U14		SMK					
106	24107	STOREY Charles	1993	SM1		NOR					
120	8713	CLARKE Christopher	1959	MA4		HEM					
127		DA RE Carla	2009	U16		VIK					
129		FERGUSON Scarlett	2007	U18		HEM					
152		ALLEN Jack	2011	U14		NOR					

##### Did Not Finish - Run 2 (1)

151		MOSELEY Chris	1964	MA3		SMK	* 19.59				
-----	--	---------------	------	-----	---	-----	---------	--	--	--	--

##### Disqualified - Run 2 (2)

140		VAN WALSUM Hans	2008	U16		VIK	* 18.30				
142		BATES Simon	1974	MA2		HEM	* 15.78				

(DNS: Did Not Start, DNF: Did Not Finish, DSQ: Disqualified, NPS: Not Permitted to Start)

# EASTERN REGION SNOWSPORTS ASSOCIATION 2023





## Team Evolution ERSA Summer League

### SMK Special Slalom - Girls & Boys

#### Penalty calculation - Men

Rank	Bib.	Code	Name	Year	====	Points	Best 5	Race points
Best 10 at finish								
1	65	26497	WATSON Toby	2007		31.97	31.97	0.00
2	56	21196	URQUHART Colm	2001		25.69	25.69	15.72
3	131	23652	ROLFE Joshua	2002		53.00	53.00	22.46
4	103	23898	WONTNER Benjamin	2008		82.21	-	-
5	92	24266	KINGSLEY Sam	2008		59.22	-	-
6	62	37272	METHERINGHAM Zachary	2004		40.01	40.01	29.76
7	87	24267	KINGSLEY Max	2008		60.55	-	-
8	57	24227	HADINGHAM Alex	2006		28.74	28.74	34.25
9	75	24222	WONTNER Rufus	2010		61.31	-	-
10	63	25753	DUFF Matthew	2003		55.37	-	-

#### Best 5 at start

2	56	21196	URQUHART Colm	2001		25.69		
8	57	24227	HADINGHAM Alex	2006		28.74		
1	65	26497	WATSON Toby	2007		31.97		
21	66	20264	REIDY Thomas	2003	HEM /	36.76		
6	62	37272	METHERINGHAM Zachary	2004		40.01		

(DNF: Did Not Finish, DSQ: Disqualified)

#### TOTAL

(B) List points of best 5 at start	163.17	
(A) List points of the best 5 to finish in top 10		179.41
(C) Race points of corresponding competitors		102.19

Calculated penalty (A + B - C) = 240.39 / 10	24.04
Correction value (Z)	0.00
Category adder	0.00
Applied penalty	24.04

Technical Delegate









# EASTERN REGION SNOWSPORTS ASSOCIATION 2023






## Team Evolution ERSA Summer League

### SMK Special Slalom - Girls & Boys

#### Penalty calculation - Women

Rank	Bib.	Code	Name	Year	===	Points	Best 5	Race points
Best 10 at finish								
1	61	23246	WARNE Charlotte	2003		0.00	0.00	0.00
2	69	22937	ALEY Lauren	2005		55.11	55.11	22.93
3	64	25685	FLITTON Zoe	2006		40.34	40.34	31.78
4	70	26015	GIBBS Heidi	2007		59.56	59.56	37.00
5	76	25086	FLITTON Lily	2011		79.85	-	-
6	55	26498	WATSON Antonia	2009		40.13	40.13	50.02
7	138	45539	WINTER Tallulah	2010		-,--	-	-
8	145	25587	CURTIS Audrey	2011		175.04	-	-
9	100		PETERS Cassandre	2008		251.04	-	-
10	85	25937	SHELOFF Ava	2011		188.40	-	-

Best 5 at start

1	61	23246	WARNE Charlotte	2003		0.00		
6	55	26498	WATSON Antonia	2009		40.13		
3	64	25685	FLITTON Zoe	2006		40.34		
2	69	22937	ALEY Lauren	2005		55.11		
4	70	26015	GIBBS Heidi	2007		59.56		

(DNF: Did Not Finish, DSQ: Disqualified)

TOTAL

(B) List points of best 5 at start	195.14	
(A) List points of the best 5 to finish in top 10		195.14
(C) Race points of corresponding competitors		141.73

Calculated penalty (A + B - C) = 248.55 / 10	24.86
Correction value (Z)	0.00
Category adder	0.00
Applied penalty	24.86

Technical Delegate





# EASTERN REGION SNOWSPORTS ASSOCIATION 2023



## Team Evolution ERSA Summer League

### SMK - Extended Slalom





#### ERSA Summer League ES - Final Ranking

Rank	Bib.	Code Name	Year	Cat	(Rank)	====	Club	Run 1	Run 2	Time	Gap
------	------	-----------	------	-----	--------	------	------	-------	-------	------	-----










#### === ERS Under 08 Girls===

1	36	BUCKLEE Madeleine	2016	U08	(1)		NOR	DNF	* 23.98	<b>23.98</b>	
2	50	SMYTH Ella Rose	2016	U08	(2)		SMK	* 24.59	DSQ	<b>24.59</b>	0.61








#### === ERS Under 10 Girls ===

1	18	PARKER Harriet	2014	U10	(1)	VIK /	VIK	DNF	* 16.41	<b>16.41</b>	
2	9	104913 CROFT Ida	2015	U10	(2)		NOR	* 17.65	DSQ	<b>17.65</b>	1.24
3	30	103554 SZAKOLA Karolina	2014	U10	(3)		HEM	18.21	* 17.78	<b>17.78</b>	1.37
4	48	AKINBADE Isabelle	2015	U10	(4)		SMK	19.89	* 18.91	<b>18.91</b>	2.50
5	25	SAWFORD Charlotte	2014	U10	(5)		NOR	19.63	* 19.03	<b>19.03</b>	2.62

#### === ERS Under 10 Boys ===

1	2	102991 CURTIS Jack	2014	U10	(1)		HEM	16.23	* 15.52	<b>15.52</b>	
2	44	BATES Arthur	2015	U10	(2)		HEM	16.70	* 16.21	<b>16.21</b>	0.69
3	27	104878 HANNS Thomas	2014	U10	(3)		HEM	16.90	* 16.65	<b>16.65</b>	1.13
4	41	27057 TAYLOR Benjamin	2014	U10	(4)		HEM	17.00	* 16.72	<b>16.72</b>	1.20
5	42	LANGHOLZ Oliver	2015	U10	(5)		HEM	17.25	* 16.88	<b>16.88</b>	1.36
6	47	OWEN Guy	2014	U10	(6)		HEM	17.86	* 17.06	<b>17.06</b>	1.54
7	38	MASON Lewis	2014	U10	(7)		HEM	17.91	* 17.50	<b>17.50</b>	1.98
8	21	104011 MCPHAIL Harry	2015	U10	(8)		HEM	19.30	* 19.04	<b>19.04</b>	3.52
9	31	104864 TAN Austin	2014	U10	(9)		HEM	* 19.80	19.83	<b>19.80</b>	4.28
10	35	MARTINEZ Alfred	2015	U10	(10)	SMK /	SMK	24.40	* 23.22	<b>23.22</b>	7.70

#### === ERS Under 12 Girls ===

1	14	25588 CURTIS Sylvia	2012	U12	(1)		HEM	15.04	* 14.79	<b>14.79</b>	
2	8	103007 CHEONGVEE Betsy	2013	U12	(2)		NOR	* 15.29	15.31	<b>15.29</b>	0.50
3	12	103548 POWNALL Olivia	2012	U12	(3)		NOR	DNF	* 16.06	<b>16.06</b>	1.27
4	13	ANDERSON Esme	2012	U12	(4)		VIK	16.31	* 16.23	<b>16.23</b>	1.44
4	6	103699 LAVERS-GRAFTON Georgina	2012	U12	(4)		NOR	17.64	* 16.23	<b>16.23</b>	1.44
6	16	ROBINSON Adelaide	2013	U12	(6)		NOR	16.67	* 16.34	<b>16.34</b>	1.55
7	43	BENTON Emily	2012	U12	(7)		HEM	16.63	* 16.42	<b>16.42</b>	1.63











## EASTERN REGION SNOWSPORTS ASSOCIATION 2023

## Team Evolution ERSA Summer League

## SMK - Extended Slalom










## ERSA Summer League ES - Final Ranking

Rank	Bib.	Code Name	Year	Cat	(Rank)	===	Club	Run 1	Run 2	Time	Gap
8	24	103589 SRIVASTAVA Sia	2013	U12	(8)		HEM	DSQ	* 17.40	<b>17.40</b>	2.61
9	34	104145 BAIN Jenny	2012	U12	(9)		HEM	* 17.68	DSQ	<b>17.68</b>	2.89
10	22	102714 HOOPER TURBIN Eugenie	2013	U12	(10)		ESX	18.53	* 18.11	<b>18.11</b>	3.32
11	29	MARTINEZ Lily	2013	U12	(11)	SMK /	SMK	18.58	* 18.18	<b>18.18</b>	3.39
12	37	WILSON Caitlin	2012	U12	(12)		NOR	19.56	* 18.53	<b>18.53</b>	3.74
13	32	HERBERT Ileneea	2012	U12	(13)		ESX	* 18.94	18.99	<b>18.94</b>	4.15
14	26	ROBINSON April	2013	U12	(14)		NOR	19.92	* 19.86	<b>19.86</b>	5.07
15	46	HALL Freya	2012	U12	(15)		HEM	DSQ	* 20.52	<b>20.52</b>	5.73
16	20	GREEN Sofia	2013	U12	(16)		VIK	DNF	* 20.92	<b>20.92</b>	6.13

## === ERSA Under 12 Boys ===

1	1	26331 TAYLOR Joshua	2012	U12	(1)		HEM	14.78	* 14.29	<b>14.29</b>	
2	5	27059 WALKER Elliot	2012	U12	(2)		NOR	* 14.58	DNF	<b>14.58</b>	0.29
3	4	102674 OWEN Alexander	2012	U12	(3)		HEM	15.57	* 15.00	<b>15.00</b>	0.71
4	11	103517 CROFT Fred	2013	U12	(4)		NOR	15.40	* 15.27	<b>15.27</b>	0.98
5	49	BENTON Henry	2012	U12	(5)		HEM	16.47	* 16.13	<b>16.13</b>	1.84
6	28	FISHER Henry	2013	U12	(6)		HEM	DNF	* 16.45	<b>16.45</b>	2.16
7	3	104162 BUCKLEE Zack	2013	U12	(7)		NOR	DNF	* 16.58	<b>16.58</b>	2.29
8	7	HARRIS-PAGE Theo	2012	U12	(8)		VIK	17.27	* 17.13	<b>17.13</b>	2.84
9	40	DRUMMOND Lawrence	2013	U12	(9)		VIK	21.47	* 19.29	<b>19.29</b>	5.00

## === ERSA Under 14 Girls ===

1	76	25086 FLITTON Lily	2011	U14	(1)		HEM	14.54	* 14.41	<b>14.41</b>	
2	145	25587 CURTIS Audrey	2011	U14	(2)		HEM	14.96	* 14.62	<b>14.62</b>	0.21
3	85	25937 SHELOFF Ava	2011	U14	(3)		HEM	14.88	* 14.70	<b>14.70</b>	0.29
4	138	45539 WINTER Tallulah	2010	U14	(4)		HEM	* 14.72	14.98	<b>14.72</b>	0.31
5	144	HODGKINSON Amelia	2010	U14	(5)		VIK	15.05	* 14.87	<b>14.87</b>	0.46
6	116	SAWFORD Isabelle	2010	U14	(6)		NOR	* 17.08	17.33	<b>17.08</b>	2.67
7	109	103163 FISKE Jemima	2010	U14	(7)	NOR /	NOR	17.50	* 17.11	<b>17.11</b>	2.70
8	147	BELLWOOD Sophie	2011	U14	(8)		NOR	19.05	* 18.47	<b>18.47</b>	4.06
9	141	CHEN Gala	2011	U14	(9)		WGC	* 19.03	19.04	<b>19.03</b>	4.62
10	137	DRUMMOND Clemence	2011	U14	(10)		VIK	23.00	* 22.62	<b>22.62</b>	8.21

## === ERSA Under 14 Boys ===






1	75	24222 WONTNER Rufus	2010	U14	(1)		HEM	* 13.39	13.52	<b>13.39</b>	
2	58	27051 CHEONGVEE Isaac	2011	U14	(2)		NOR	* 14.17	DNF	<b>14.17</b>	0.78
3	139	103563 HUNTER George	2011	U14	(3)		VIK	* 14.26	14.41	<b>14.26</b>	0.87
4	81	24634 BARNES Hunter	2010	U14	(4)		HEM	* 14.44	14.46	<b>14.44</b>	1.05
5	91	103527 WARD Lewy	2011	U14	(5)		NOR	14.87	* 14.45	<b>14.45</b>	1.06
6	94	103250 ABREY Joshua	2010	U14	(6)		VIK	* 14.68	DNF	<b>14.68</b>	1.29
7	96	103008 RICH Alfie	2011	U14	(7)		NOR	* 14.78	14.91	<b>14.78</b>	1.39
8	128	DAMEN Xander	2011	U14	(8)		VIK	15.36	* 15.15	<b>15.15</b>	1.76
9	83	26747 BURNS Robert	2010	U14	(9)		ESX	15.20	* 15.16	<b>15.16</b>	1.77
10	78	26370 KINGE Jacob	2010	U14	(10)		NOR	15.85	* 15.40	<b>15.40</b>	2.01
11	143	GOPEE Navin	2011	U14	(11)		NOR	* 15.58	DNF	<b>15.58</b>	2.19
12	155	102678 BURNETT-HALL Oscar	2011	U14	(12)		VIK	* 15.94	16.11	<b>15.94</b>	2.55

## EASTERN REGION SNOWSPORTS ASSOCIATION 2023






## Team Evolution ERSA Summer League

## SMK - Extended Slalom

## ERSA Summer League ES - Final Ranking

Rank	Bib.	Code Name	Year	Cat	(Rank)	===	Club	Run 1	Run 2	Time	Gap
13	149	DOUBLE Ross	2011	U14	(13)		VIK	16.20	* 16.00	<b>16.00</b>	2.61
14	125	104010 MCPHAIL Cameron	2010	U14	(14)		ESX	16.51	* 16.16	<b>16.16</b>	2.77
15	148	BACON William	2011	U14	(15)		HEM	16.28	* 16.21	<b>16.21</b>	2.82
16	146	FISHER George	2011	U14	(16)		HEM	17.21	* 16.64	<b>16.64</b>	3.25
17	124	GIBSON Alexander	2010	U14	(17)		SMK	* 17.26	17.28	<b>17.26</b>	3.87





## === ERSA Under 16 Girls ===

1	55	26498 WATSON Antonia	2009	U16	(1)		NOR	14.31	* 14.26	<b>14.26</b>	
2	71	102708 HARDY Keira	2009	U16	(2)		ESX	15.40	* 15.10	<b>15.10</b>	0.84
3	100	PETERS Cassandre	2008	U16	(3)		WGC	* 15.48	19.84	<b>15.48</b>	1.22
4	99	104370 HUNTER Florence	2008	U16	(4)		VIK	16.09	* 15.91	<b>15.91</b>	1.65
5	115	24067 SABHARWAL Sienna	2009	U16	(5)		HEM	* 15.97	16.06	<b>15.97</b>	1.71






## === ERSA Under 16 Boys ===

1	103	23898 WONTNER Benjamin	2008	U16	(1)		HEM	13.47	* 13.25	<b>13.25</b>	
2	60	23655 PARKER Alfie	2008	U16	(2)		HEM	13.57	* 13.28	<b>13.28</b>	0.03
3	87	24267 KINGSLEY Max	2008	U16	(3)		HEM	14.40	* 13.75	<b>13.75</b>	0.50
4	92	24266 KINGSLEY Sam	2008	U16	(4)		HEM	13.99	* 13.77	<b>13.77</b>	0.52
5	150	103827 PADOAN Matteo	2008	U16	(5)		SMK	13.97	* 13.79	<b>13.79</b>	0.54
6	104	25835 OWEN Francis	2009	U16	(6)		HEM	* 14.09	14.27	<b>14.09</b>	0.84
7	89	102772 WILSON Thomas	2009	U16	(7)		NOR	14.63	* 14.13	<b>14.13</b>	0.88
8	79	103542 WARD Marley	2009	U16	(8)		NOR	14.54	* 14.17	<b>14.17</b>	0.92
9	84	103690 HERBERT Nathaniel	2009	U16	(9)		ESX	* 14.35	DNF	<b>14.35</b>	1.10
10	73	27064 HARTNELL Sonny	2009	U16	(10)		NOR	* 14.80	DNF	<b>14.80</b>	1.55
11	118	BARTLETT Tom	2008	U16	(11)		NOR	15.46	* 15.26	<b>15.26</b>	2.01
12	133	DAMEN Johannes	2009	U16	(12)		VIK	16.80	* 15.71	<b>15.71</b>	2.46
13	108	DA RE Sebastiano	2008	U16	(13)		VIK	16.27	* 16.00	<b>16.00</b>	2.75
14	140	VAN WALSUM Hans	2008	U16	(14)		VIK	* 16.09	16.24	<b>16.09</b>	2.84
15	132	COLLIER-BROWN Rudy	2009	U16	(15)		ESX	18.69	* 18.32	<b>18.32</b>	5.07

## === ERSA Under 18 Ladies ===

1	70	26015 GIBBS Heidi	2007	U18	(1)		NOR	14.02	* 13.82	<b>13.82</b>	
2	64	25685 FLITTON Zoe	2006	U18	(2)		HEM	14.83	* 14.55	<b>14.55</b>	0.73
3	111	103591 MOORE Imogen	2006	U18	(3)		HEM	* 16.50	16.60	<b>16.50</b>	2.68
4	123	103484 YANETSKI Daisy	2007	U18	(4)		WGC	* 18.49	19.63	<b>18.49</b>	4.67

## === ERSA Under 18 Men ===

1	65	26497 WATSON Toby	2007	U18	(1)		NOR	13.59	* 13.46	<b>13.46</b>	
2	57	24227 HADINGHAM Alex	2006	U18	(2)		NOR	13.99	* 13.86	<b>13.86</b>	0.40
3	86	26064 BROUGHTON Noah	2006	U18	(3)		SMK	* 14.19	DNF	<b>14.19</b>	0.73
4	117	WYATT Lewis	2006	U18	(4)		ESX	* 15.07	15.10	<b>15.07</b>	1.61
5	113	GOPEE Kiran	2007	U18	(5)		NOR	* 15.41	DNF	<b>15.41</b>	1.95

## EASTERN REGION SNOWSPORTS ASSOCIATION 2023



## Team Evolution ERSA Summer League

## SMK - Extended Slalom




## ERSA Summer League ES - Final Ranking

Rank	Bib.	Code Name	Year	Cat	(Rank)	====	Club	Run 1	Run 2	Time	Gap
------	------	-----------	------	-----	--------	------	------	-------	-------	------	-----

## ==== ERSA Under 21 Ladies ====

1	61	23246	WARNE Charlotte	2003	U21	(1)		HEM	13.70	* 13.49	<b>13.49</b>	
2	69	22937	ALEY Lauren	2005	U21	(2)		HEM	14.44	* 13.94	<b>13.94</b>	0.45







## ==== ERSA Under 21 Men ====

1	63	25753	DUFF Matthew	2003	U21	(1)		SMK	13.69	* 13.29	<b>13.29</b>	
2	62	37272	METHERINGHAM Zachary	2004	U21	(2)		SMK	13.81	* 13.41	<b>13.41</b>	0.12
3	59	37855	TURNER Alfie	2003	U21	(3)		HEM	* 14.08	14.32	<b>14.08</b>	0.79
4	66	20264	REIDY Thomas	2003	U21	(4)	HEM /	HEM	20.02	* 14.69	<b>14.69</b>	1.40

## ==== ERSA Senior/Masters 1 Ladies ====

1	121		PARSONS Stephanie	1989	SM1	(1)		SMK	17.29	* 16.93	<b>16.93</b>	
---	-----	--	-------------------	------	-----	-----	---	-----	-------	---------	--------------	--






## ==== ERSA Senior/Masters 1 Men ====

1	56	21196	URQUHART Colm	2001	SM1	(1)		HEM	13.42	* 13.12	<b>13.12</b>	
2	97	103357	CLUBB Ben	2001	SM1	(2)		SMK	13.44	* 13.23	<b>13.23</b>	0.11
3	131	23652	ROLFE Joshua	2002	SM1	(3)		HEM	13.75	* 13.71	<b>13.71</b>	0.59
4	68	18661	WARMINGTON Richard	1997	SM1	(4)		HEM	* 14.17	14.21	<b>14.17</b>	1.05
5	154	103490	HORNER Jonathan	1989	SM1	(5)		HEM	* 14.21	DSQ	<b>14.21</b>	1.09
6	101		BEANEY John	1996	SM1	(6)		SMK	15.40	* 15.07	<b>15.07</b>	1.95





## ==== ERSA Masters 2 Ladies ====

1	134		SISSON Katherine	1979	MA2	(1)		VIK	* 19.37	19.44	<b>19.37</b>	
---	-----	--	------------------	------	-----	-----	---	-----	---------	-------	--------------	--

## ==== ERSA Masters 2 Men ====

1	77		GREEN Alexander	1978	MA2	(1)		VIK	* 13.44	22.45	<b>13.44</b>	
2	142		BATES Simon	1974	MA2	(2)		HEM	14.42	* 14.21	<b>14.21</b>	0.77
2	90	21654	IMAMZADE Murat	1982	MA2	(2)		HEM	14.47	* 14.21	<b>14.21</b>	0.77
4	112		SAWFORD Chris	1983	MA2	(4)		NOR	15.20	* 14.56	<b>14.56</b>	1.12
5	122		FISKE Richard	1975	MA2	(5)		NOR	17.43	* 17.00	<b>17.00</b>	3.56

## ==== ERSA Masters 3 Ladies ====







1	93	14159	ANDERSON Beverley	1970	MA3	(1)		VIK	15.82	* 15.29	<b>15.29</b>	
2	98	20742	SAMPSON Melissa	1971	MA3	(2)		NOR	* 15.50	16.10	<b>15.50</b>	0.21
3	110		GUNNER Natalie	1972	MA3	(3)		SMK	16.23	* 16.00	<b>16.00</b>	0.71
4	126	25953	HARRISON Anna	1970	MA3	(4)		HEM	* 16.97	17.55	<b>16.97</b>	1.68




# EASTERN REGION SNOWSPORTS ASSOCIATION 2023

## Team Evolution ERSA Summer League

### SMK - Extended Slalom

#### ERSA Summer League ES - Final Ranking

Rank	Bib.	Code	Name	Year	Cat	(Rank)	====	Club	Run 1	Run 2	Time	Gap
<b>==== ERSA Masters 3 Men ====</b>												
1	95	24998	WALKINGTON Stuart	1972	MA3	(1)		HEM	14.92	* 14.26	<b>14.26</b>	
2	80	24084	KING Alistair	1967	MA3	(2)		HEM	14.64	* 14.32	<b>14.32</b>	0.06
3	102	18665	SYDER Mark	1967	MA3	(3)		NOR	* 15.47	15.47	<b>15.47</b>	1.21
4	114	25889	SPICER Kevin	1972	MA3	(4)		HEM	17.16	* 17.13	<b>17.13</b>	2.87
5	151		MOSELEY Chris	1964	MA3	(5)		SMK	* 17.15	17.37	<b>17.15</b>	2.89
6	107	26056	BARTLETT James	1968	MA3	(6)		NOR	* 17.41	18.66	<b>17.41</b>	3.15






<b>==== ERSA Masters 4 Men ====</b>												
1	153		SLATER Simon	1962	MA4	(1)		HEM	15.74	* 15.45	<b>15.45</b>	
2	119	10372	ANDERSON Christopher	1959	MA4	(2)		VIK	17.02	* 16.67	<b>16.67</b>	1.22
3	135		ROBINSON Neil	1961	MA4	(3)		NOR	* 20.92	21.44	<b>20.92</b>	5.47

#### Not classified

##### Did Not Start - Run 1 (21)

10	194888		DRURY Ethan	2014	U10			HEM				
15	26132		BARNES Alexander	2013	U12			SMK				
17			SIMS Ocean	2012	U12			NOR				
19	103249		ABREY Kitty	2012	U12			VIK				
23			CRAIG Elise	2012	U12		SMK /	SMK				
33			KOLLAR Ella	2012	U12			HEM				
39			SWARTZ Aaron	2012	U12			VIK				
45	103365		DAVIES Giselle	2012	U12			HEM				
67	25541		WELSH Madeleine	2009	U16			VIK				
72	102774		SNELLING George	2008	U16			NOR				
74	102762		BARAZI Moggy	1977	MA2			HEM				
82	102778		SNELLING Rufus	2009	U16			NOR				
88	102779		MACKAY Tristan	2007	U18			NOR				
105	26131		BARNES Jake	2010	U14			SMK				
106	24107		STOREY Charles	1993	SM1			NOR				
120	8713		CLARKE Christopher	1959	MA4			HEM				
127			DA RE Carla	2009	U16			VIK				
129			FERGUSON Scarlett	2007	U18			HEM				
130			SEARCH Toby	2010	U14			ESX				
136			MALLINA Kavin	2011	U14			WGC				
152			ALLEN Jack	2011	U14			NOR				

##### Did Not Finish - Run 1 (6)

3	104162		BUCKLEE Zack	2013	U12			NOR		* 16.58		
12	103548		POWNALL Olivia	2012	U12			NOR		* 16.06		
18			PARKER Harriet	2014	U10		VIK /	VIK		* 16.41		
20			GREEN Sofia	2013	U12			VIK		* 20.92		
28			FISHER Henry	2013	U12			HEM		* 16.45		
36			BUCKLEE Madeleine	2016	U08			NOR		* 23.98		

##### Disqualified - Run 1 (2)


24	103589		SRIVASTAVA Sia	2013	U12			HEM		* 17.40		
----	--------	--	----------------	------	-----	--	---	-----	--	---------	--	--

## EASTERN REGION SNOWSPORTS ASSOCIATION 2023

## Team Evolution ERSA Summer League

## SMK - Extended Slalom








## ERSA Summer League ES - Final Ranking

Rank	Bib.	Code Name	Year	Cat	(Rank)	====	Club	Run 1	Run 2	Time	Gap
	46	HALL Freya	2012	U12			HEM		* 20.52		





Did Not Start - Run 2 (21)

	10	194888 DRURY Ethan	2014	U10			HEM				
	15	26132 BARNES Alexander	2013	U12			SMK				
	17	SIMS Ocean	2012	U12			NOR				
	19	103249 ABREY Kitty	2012	U12			VIK				
	23	CRAIG Elise	2012	U12		SMK /	SMK				
	33	KOLLAR Ella	2012	U12			HEM				
	39	SWARTZ Aaron	2012	U12			VIK				
	45	103365 DAVIES Giselle	2012	U12			HEM				
	67	25541 WELSH Madeleine	2009	U16			VIK				
	72	102774 SNELLING George	2008	U16			NOR				
	74	102762 BARAZI Moggy	1977	MA2			HEM				
	82	102778 SNELLING Rufus	2009	U16			NOR				
	88	102779 MACKAY Tristan	2007	U18			NOR				
	105	26131 BARNES Jake	2010	U14			SMK				
	106	24107 STOREY Charles	1993	SM1			NOR				
	120	8713 CLARKE Christopher	1959	MA4			HEM				
	127	DA RE Carla	2009	U16			VIK				
	129	FERGUSON Scarlett	2007	U18			HEM				
	130	SEARCH Toby	2010	U14			ESX				
	136	MALLINA Kavin	2011	U14			WGC				
	152	ALLEN Jack	2011	U14			NOR				

Did Not Finish - Run 2 (8)

	5	27059 WALKER Elliot	2012	U12			NOR	* 14.58			
	58	27051 CHEONGVEE Isaac	2011	U14			NOR	* 14.17			
	73	27064 HARTNELL Sonny	2009	U16			NOR	* 14.80			
	84	103690 HERBERT Nathaniel	2009	U16			ESX	* 14.35			
	86	26064 BROUGHTON Noah	2006	U18			SMK	* 14.19			
	94	103250 ABREY Joshua	2010	U14			VIK	* 14.68			
	113	GOPEE Kiran	2007	U18			NOR	* 15.41			
	143	GOPEE Navin	2011	U14			NOR	* 15.58			

Disqualified - Run 2 (4)

	9	104913 CROFT Ida	2015	U10			NOR	* 17.65			
	34	104145 BAIN Jenny	2012	U12			HEM	* 17.68			
	50	SMYTH Ella Rose	2016	U08			SMK	* 24.59			
	154	103490 HORNER Jonathan	1989	SM1			HEM	* 14.21			

(DNS: Did Not Start, DNF: Did Not Finish, DSQ: Disqualified, NPS: Not Permitted to Start)